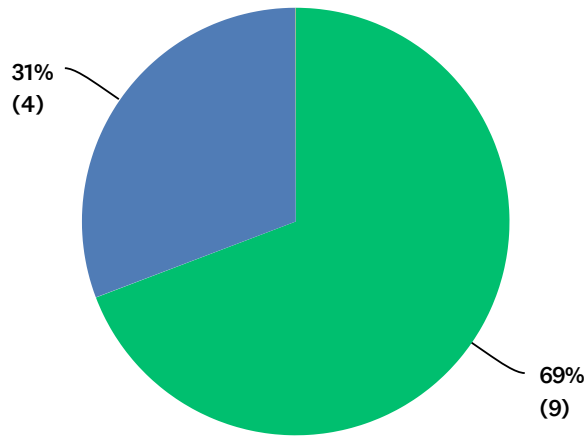


Q1 Are you a state teacher of the year or a finalist?

Answered: 13 Skipped: 0



■ State teacher of the year
 ■ Finalist
 ■ Other (please specify)

| ANSWER CHOICES | RESPONSES |
|---------------------------|-----------|
| State teacher of the year | 69% 9 |
| Finalist | 31% 4 |
| Other (please specify) | 0% 0 |
| TOTAL | 13 |

| # | OTHER (PLEASE SPECIFY) | DATE |
|---|-------------------------|------|
| | There are no responses. | |

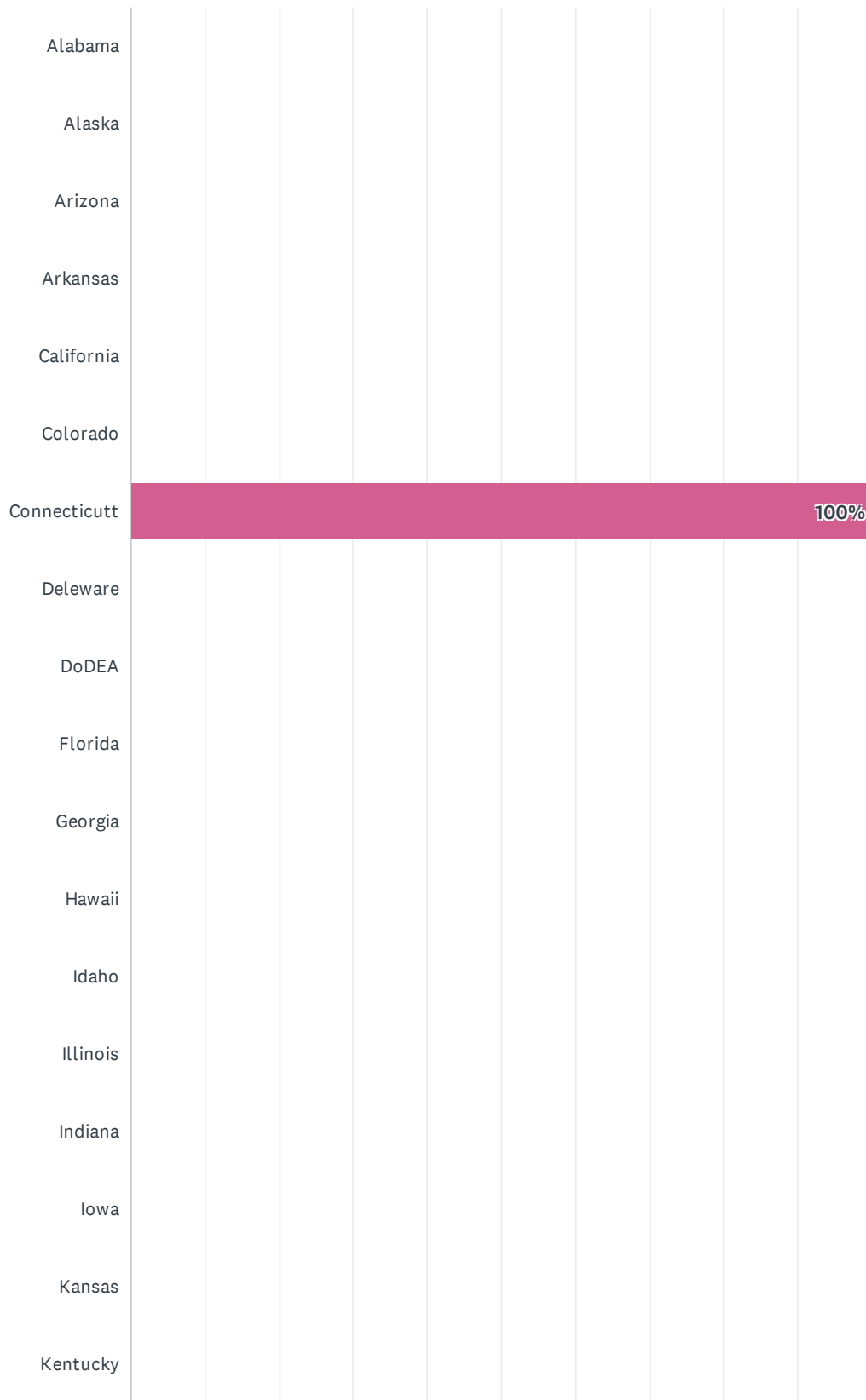
Q2 In what year?

Answered: 13 Skipped: 0

| # | RESPONSES | DATE |
|----|-----------|--------------------|
| 1 | 2008 | 2/10/2020 1:24 PM |
| 2 | 2018 | 2/10/2020 12:50 PM |
| 3 | 2018 | 2/7/2020 10:33 PM |
| 4 | 2014 | 2/5/2020 2:54 PM |
| 5 | 2018 | 2/5/2020 10:36 AM |
| 6 | 2018 | 2/1/2020 10:03 PM |
| 7 | 2017 | 2/1/2020 1:02 PM |
| 8 | 2019 | 2/1/2020 12:23 AM |
| 9 | 2006 | 1/31/2020 7:51 PM |
| 10 | 2014 | 1/29/2020 4:22 PM |
| 11 | 2011 | 1/28/2020 1:26 PM |
| 12 | 2012 | 1/15/2020 10:24 AM |
| 13 | 2013 | 1/15/2020 9:02 AM |

Q3 In which state were you recognized as a state teacher of the year or finalist?

Answered: 13 Skipped: 0



| | | | | | | | | | | |
|----------------|--|--|--|--|--|--|--|--|--|--|
| Louisiana | | | | | | | | | | |
| Maine | | | | | | | | | | |
| Maryland | | | | | | | | | | |
| Massachusetts | | | | | | | | | | |
| Michigan | | | | | | | | | | |
| Minnesota | | | | | | | | | | |
| Mississippi | | | | | | | | | | |
| Missouri | | | | | | | | | | |
| Montana | | | | | | | | | | |
| Nebraska | | | | | | | | | | |
| Nevada | | | | | | | | | | |
| New Hampshire | | | | | | | | | | |
| New Jersey | | | | | | | | | | |
| New Mexico | | | | | | | | | | |
| New York | | | | | | | | | | |
| North Carolina | | | | | | | | | | |
| North Dakota | | | | | | | | | | |
| Ohio | | | | | | | | | | |
| Oklahoma | | | | | | | | | | |
| Oregon | | | | | | | | | | |
| Pennsylvania | | | | | | | | | | |

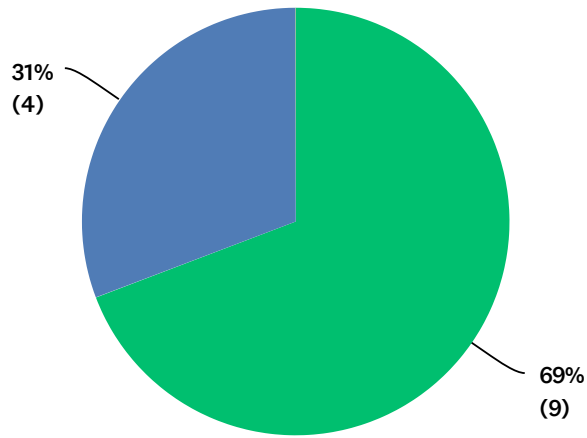


| ANSWER CHOICES | RESPONSES | |
|----------------|-----------|----|
| Alabama | 0% | 0 |
| Alaska | 0% | 0 |
| Arizona | 0% | 0 |
| Arkansas | 0% | 0 |
| California | 0% | 0 |
| Colorado | 0% | 0 |
| Connecticut | 100% | 13 |
| Deleware | 0% | 0 |
| DoDEA | 0% | 0 |
| Florida | 0% | 0 |
| Georgia | 0% | 0 |
| Hawaii | 0% | 0 |
| Idaho | 0% | 0 |
| Illinois | 0% | 0 |
| Indiana | 0% | 0 |
| Iowa | 0% | 0 |
| Kansas | 0% | 0 |
| Kentucky | 0% | 0 |
| Louisiana | 0% | 0 |
| Maine | 0% | 0 |
| Maryland | 0% | 0 |
| Massachusetts | 0% | 0 |
| Michigan | 0% | 0 |
| Minnesota | 0% | 0 |
| Mississippi | 0% | 0 |
| Missouri | 0% | 0 |
| Montana | 0% | 0 |
| Nebraska | 0% | 0 |
| Nevada | 0% | 0 |
| New Hampshire | 0% | 0 |
| New Jersey | 0% | 0 |
| New Mexico | 0% | 0 |

| | | |
|----------------|----|----|
| New York | 0% | 0 |
| North Carolina | 0% | 0 |
| North Dakota | 0% | 0 |
| Ohio | 0% | 0 |
| Oklahoma | 0% | 0 |
| Oregon | 0% | 0 |
| Pennsylvania | 0% | 0 |
| Puerto Rico | 0% | 0 |
| Rhode Island | 0% | 0 |
| South Carolina | 0% | 0 |
| South Dakota | 0% | 0 |
| Tennessee | 0% | 0 |
| Texas | 0% | 0 |
| U.S. Territory | 0% | 0 |
| Utah | 0% | 0 |
| Vermont | 0% | 0 |
| Virginia | 0% | 0 |
| Washington | 0% | 0 |
| Washington, DC | 0% | 0 |
| West Virginia | 0% | 0 |
| Wisconsin | 0% | 0 |
| Wyoming | 0% | 0 |
| TOTAL | | 13 |

Q4 What gender do you identify as?

Answered: 13 Skipped: 0

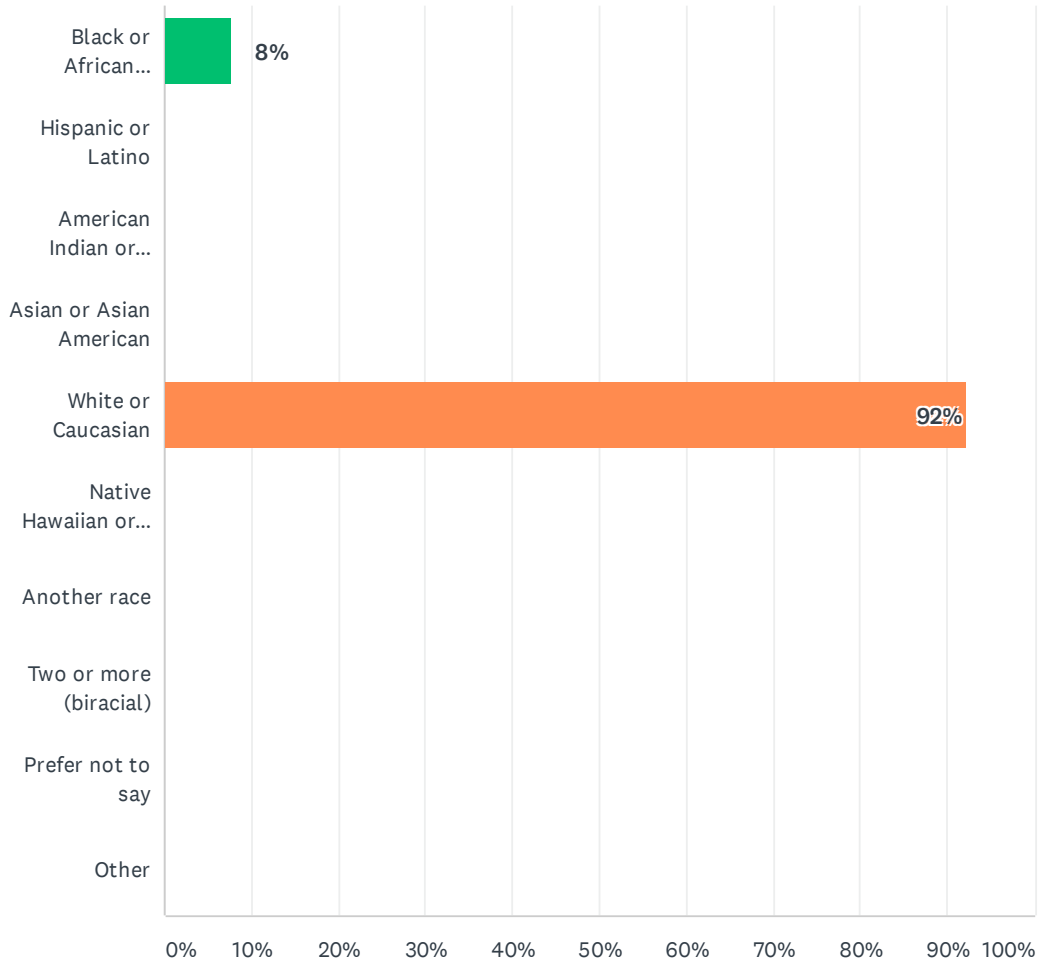


Female Male Non-binary Prefer not to answer

| ANSWER CHOICES | RESPONSES | |
|----------------------|-----------|----|
| Female | 69% | 9 |
| Male | 31% | 4 |
| Non-binary | 0% | 0 |
| Prefer not to answer | 0% | 0 |
| TOTAL | | 13 |

Q5 Please specify your ethnicity.

Answered: 13 Skipped: 0



| ANSWER CHOICES | RESPONSES | |
|---|-----------|-----------|
| Black or African American | 8% | 1 |
| Hispanic or Latino | 0% | 0 |
| American Indian or Alaska Native | 0% | 0 |
| Asian or Asian American | 0% | 0 |
| White or Caucasian | 92% | 12 |
| Native Hawaiian or other Pacific Islander | 0% | 0 |
| Another race | 0% | 0 |
| Two or more (biracial) | 0% | 0 |
| Prefer not to say | 0% | 0 |
| Other | 0% | 0 |
| TOTAL | | 13 |

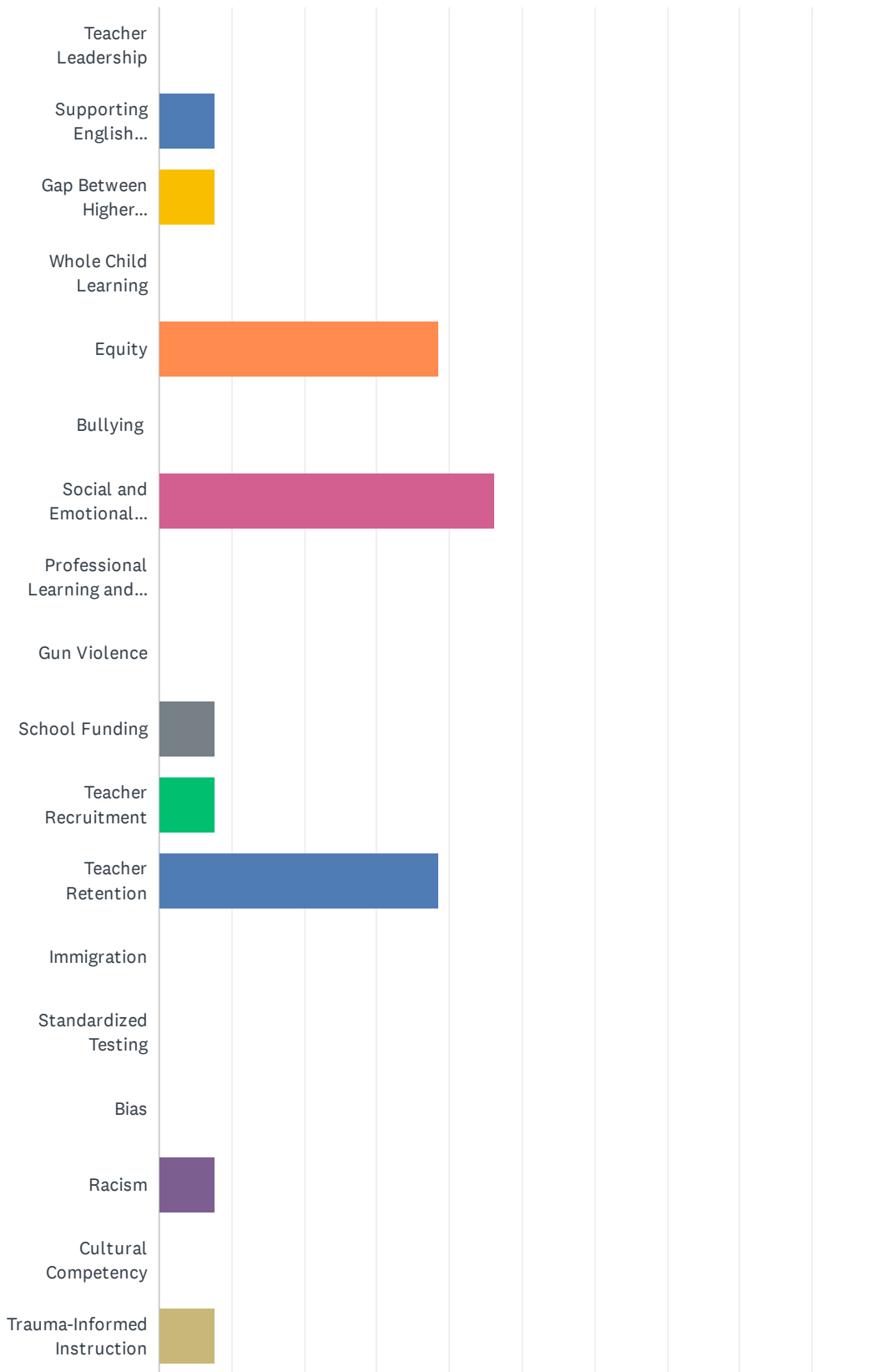
Q6 Your email address (it will only be used for the purposes of this survey):

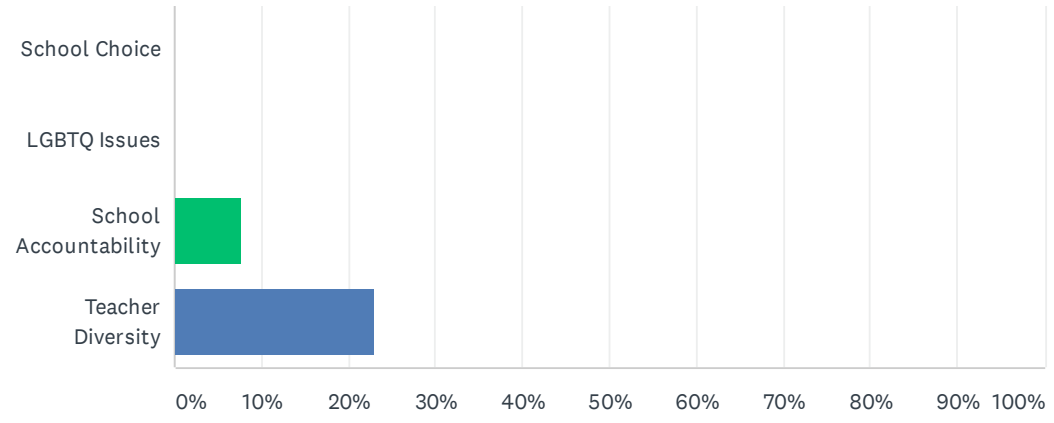
Answered: 12 Skipped: 1

| # | RESPONSES | DATE |
|----|----------------------------------|--------------------|
| 1 | jhurley@crec.org | 2/10/2020 1:24 PM |
| 2 | cruggiero@westportps.org | 2/10/2020 12:50 PM |
| 3 | murphycasoct@gmail.com | 2/7/2020 10:33 PM |
| 4 | christophermichaeltodd@gmail.com | 2/5/2020 2:54 PM |
| 5 | eberthold@wallingfordschools.org | 2/5/2020 10:36 AM |
| 6 | S.currans@comcast.net | 2/1/2020 10:03 PM |
| 7 | laurenmdanner@yahoo.com | 2/1/2020 1:02 PM |
| 8 | Sgraham@bridgeportedu.net | 2/1/2020 12:23 AM |
| 9 | mastymusic17@gmail.com | 1/29/2020 4:22 PM |
| 10 | recordk@stratk12.org | 1/28/2020 1:26 PM |
| 11 | davidbosso@gmail.com | 1/15/2020 10:24 AM |
| 12 | bmessinger@cromwell.k12.ct.us | 1/15/2020 9:02 AM |

Q7 Please select the top 2 most important issues or practices for teachers and students in your state.

Answered: 13 Skipped: 0





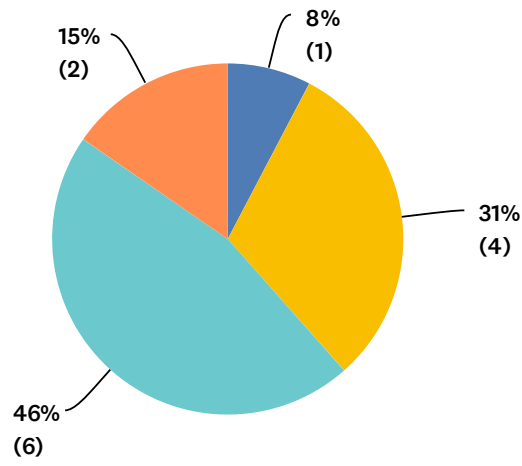
Q8 What else is important for teachers and students in your state (optional)?

Answered: 9 Skipped: 4

| # | RESPONSES | DATE |
|---|---|-------------------|
| 1 | Equity, bias, cultural competency, school choice, trauma-informed instruction | 2/10/2020 1:25 PM |
| 2 | Teacher Diversity, School Funding, Gun Violence, Racism | 2/7/2020 10:35 PM |
| 3 | - Diversifying the educator workforce, Recruitment & attraction into the profession, Support ELL, Implicit Bias training... | 2/5/2020 2:55 PM |
| 4 | Too much pressure to squeeze in a lot of stuff for young learners. I feel we are pushing kids too hard academically in the early years. | 2/5/2020 10:47 AM |
| 5 | Closing the achievement gap Pension funding | 2/1/2020 10:04 PM |
| 6 | School funding is an issue-budgetary constraints on basic school supplies as well as old school buildings in dire need of repair/replacing. | 2/1/2020 1:07 PM |
| 7 | Trauma informed teaching | 2/1/2020 12:24 AM |
| 8 | teacher preparation | 1/29/2020 4:23 PM |
| 9 | School infrastructure (unhealthy school environments - heating, cooling, air quality) Teachers being assaulted by students (especially at elementary level) School desegregation School funding | 1/28/2020 1:29 PM |

Q9 Bias negatively affects student learning in my state.

Answered: 13 Skipped: 0

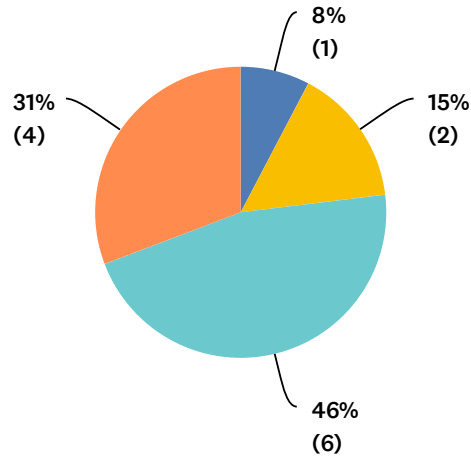


■ Strongly disagree
 ■ Disagree
 ■ Neutral
 ■ Agree
 ■ Strongly agree

| | STRONGLY DISAGREE | DISAGREE | NEUTRAL | AGREE | STRONGLY AGREE | TOTAL | WEIGHTED AVERAGE |
|------------|-------------------|----------|----------|----------|----------------|-------|------------------|
| (no label) | 0% 0 | 8% 1 | 31% 4 | 46% 6 | 15% 2 | 13 | 1.69 |

Q10 A lack of cultural competency negatively affects student learning in my state.

Answered: 13 Skipped: 0

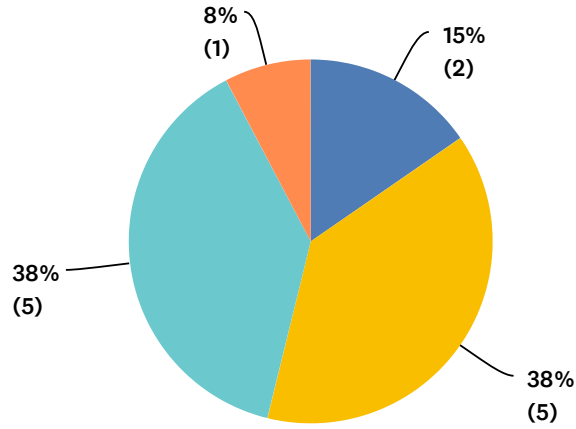


■ Strongly disagree
 ■ Disagree
 ■ Neutral
 ■ Agree
 ■ Strongly agree

| | STRONGLY DISAGREE | DISAGREE | NEUTRAL | AGREE | STRONGLY AGREE | TOTAL | WEIGHTED AVERAGE |
|------------|-------------------|----------|----------|----------|----------------|-------|------------------|
| (no label) | 0% 0 | 8% 1 | 15% 2 | 46% 6 | 31% 4 | 13 | 2.00 |

Q11 A lack of teacher leadership negatively affects student learning in my state.

Answered: 13 Skipped: 0

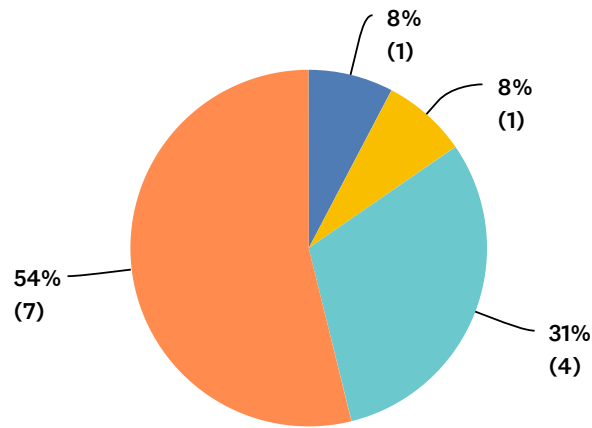


■ Strongly disagree
 ■ Disagree
 ■ Neutral
 ■ Agree
 ■ Strongly agree

| | STRONGLY DISAGREE | DISAGREE | NEUTRAL | AGREE | STRONGLY AGREE | TOTAL | WEIGHTED AVERAGE |
|------------|-------------------|----------|----------|----------|----------------|-------|------------------|
| (no label) | 0% 0 | 15% 2 | 38% 5 | 38% 5 | 8% 1 | 13 | 1.38 |

Q12 A lack of equity negatively affects student learning in my state.

Answered: 13 Skipped: 0

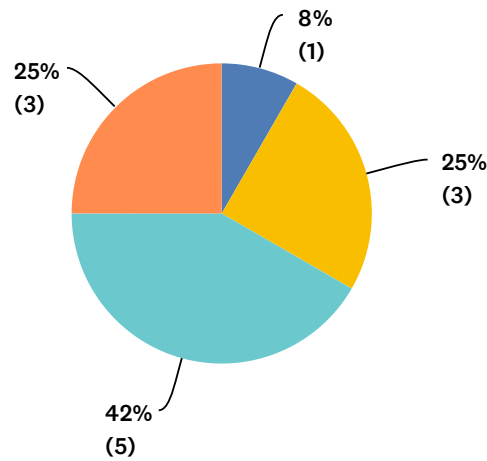


■ Strongly disagree
 ■ Disagree
 ■ Neutral
 ■ Agree
 ■ Strongly agree

| | STRONGLY DISAGREE | DISAGREE | NEUTRAL | AGREE | STRONGLY AGREE | TOTAL | WEIGHTED AVERAGE |
|------------|-------------------|----------|---------|----------|----------------|-------|------------------|
| (no label) | 0% 0 | 8% 1 | 8% 1 | 31% 4 | 54% 7 | 13 | 2.31 |

Q13 The gap between Pk12 and higher education negatively affects student learning in my state.

Answered: 12 Skipped: 1

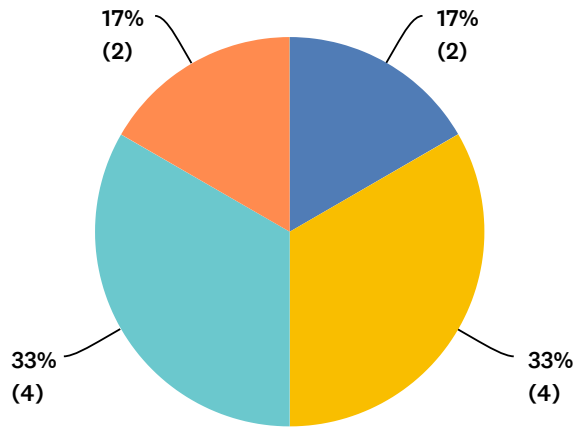


■ Strongly disagree
 ■ Disagree
 ■ Neutral
 ■ Agree
 ■ Strongly agree

| | STRONGLY DISAGREE | DISAGREE | NEUTRAL | AGREE | STRONGLY AGREE | TOTAL | WEIGHTED AVERAGE |
|------------|-------------------|----------|----------|----------|----------------|-------|------------------|
| (no label) | 0% 0 | 8% 1 | 25% 3 | 42% 5 | 25% 3 | 12 | 1.83 |

Q14 School accountability negatively affects student learning in my state.

Answered: 12 Skipped: 1

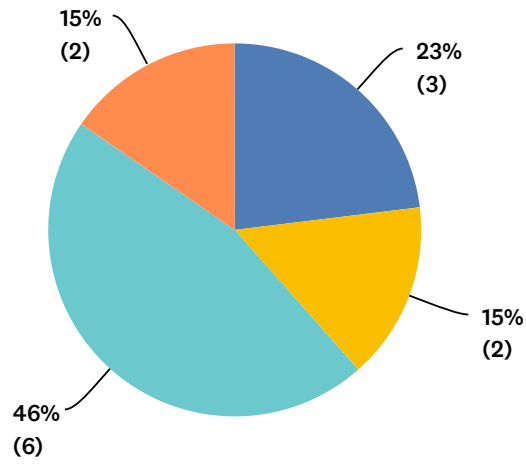


■ Strongly disagree
 ■ Disagree
 ■ Neutral
 ■ Agree
 ■ Strongly agree

| | STRONGLY DISAGREE | DISAGREE | NEUTRAL | AGREE | STRONGLY AGREE | TOTAL | WEIGHTED AVERAGE |
|------------|-------------------|----------|----------|----------|----------------|-------|------------------|
| (no label) | 0% 0 | 17% 2 | 33% 4 | 33% 4 | 17% 2 | 12 | 1.50 |

Q15 Gun violence negatively affects student learning in my state.

Answered: 13 Skipped: 0

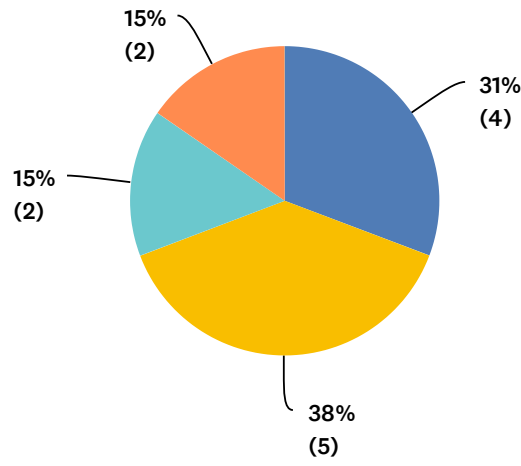


■ Strongly disagree
 ■ Disagree
 ■ Neutral
 ■ Agree
 ■ Strongly agree

| | STRONGLY DISAGREE | DISAGREE | NEUTRAL | AGREE | STRONGLY AGREE | TOTAL | WEIGHTED AVERAGE |
|------------|-------------------|----------|----------|----------|----------------|-------|------------------|
| (no label) | 0% 0 | 23% 3 | 15% 2 | 46% 6 | 15% 2 | 13 | 1.54 |

Q16 Immigration negatively affects student learning in my state.

Answered: 13 Skipped: 0

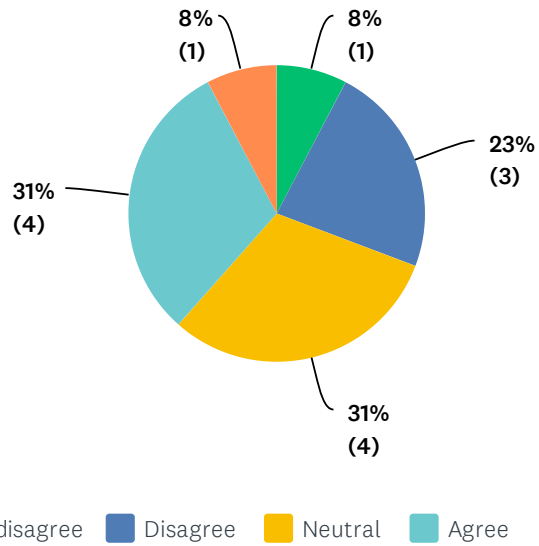


■ Strongly disagree
 ■ Disagree
 ■ Neutral
 ■ Agree
 ■ Strongly agree

| | STRONGLY DISAGREE | DISAGREE | NEUTRAL | AGREE | STRONGLY AGREE | TOTAL | WEIGHTED AVERAGE |
|------------|-------------------|----------|----------|----------|----------------|-------|------------------|
| (no label) | 0% 0 | 31% 4 | 38% 5 | 15% 2 | 15% 2 | 13 | 1.15 |

Q17 Bias against LGBTQ students negatively affects student learning in my state.

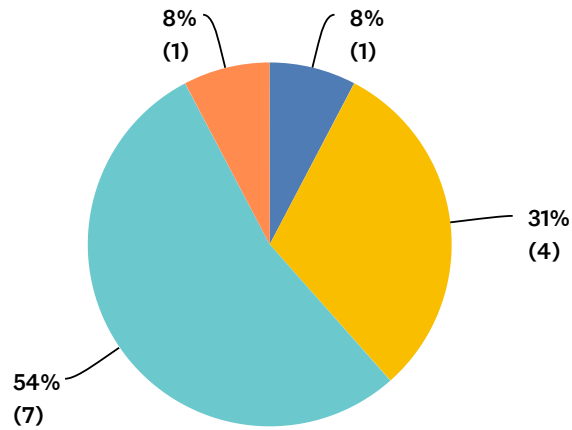
Answered: 13 Skipped: 0



| | STRONGLY DISAGREE | DISAGREE | NEUTRAL | AGREE | STRONGLY AGREE | TOTAL | WEIGHTED AVERAGE |
|------------|-------------------|----------|----------|----------|----------------|-------|------------------|
| (no label) | 8% 1 | 23% 3 | 31% 4 | 31% 4 | 8% 1 | 13 | 1.15 |

Q18 A lack of effective professional learning and development negatively affects student learning in my state.

Answered: 13 Skipped: 0

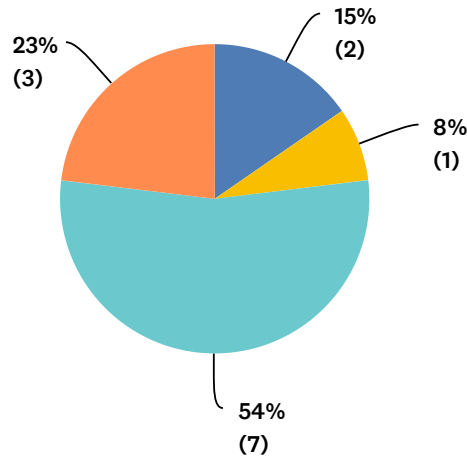


■ Strongly disagree
 ■ Disagree
 ■ Neutral
 ■ Agree
 ■ Strongly agree

| | STRONGLY DISAGREE | DISAGREE | NEUTRAL | AGREE | STRONGLY AGREE | TOTAL | WEIGHTED AVERAGE |
|------------|-------------------|----------|----------|----------|----------------|-------|------------------|
| (no label) | 0% 0 | 8% 1 | 31% 4 | 54% 7 | 8% 1 | 13 | 1.62 |

Q19 Racism negatively affects student learning in my state.

Answered: 13 Skipped: 0

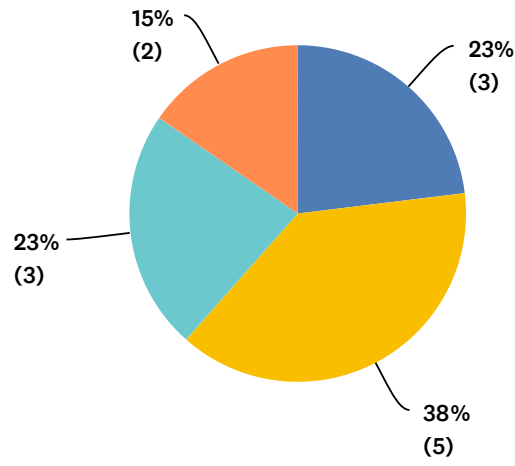


■ Strongly disagree
 ■ Disagree
 ■ Neutral
 ■ Agree
 ■ Strongly agree

| | STRONGLY DISAGREE | DISAGREE | NEUTRAL | AGREE | STRONGLY AGREE | TOTAL | WEIGHTED AVERAGE |
|------------|-------------------|----------|---------|----------|----------------|-------|------------------|
| (no label) | 0% 0 | 15% 2 | 8% 1 | 54% 7 | 23% 3 | 13 | 1.85 |

Q20 School choice negatively affects student learning in my state.

Answered: 13 Skipped: 0

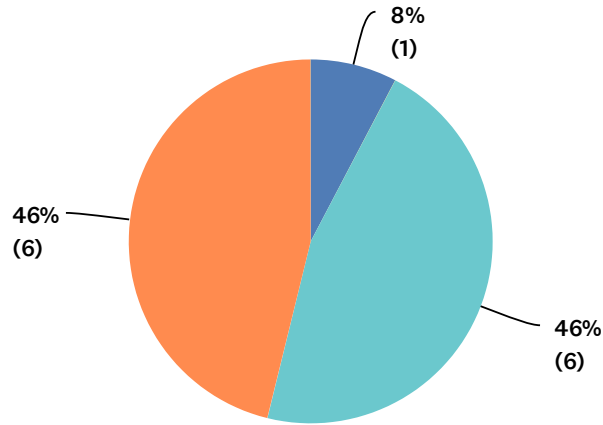


■ Strongly disagree
 ■ Disagree
 ■ Neutral
 ■ Agree
 ■ Strongly agree

| | STRONGLY DISAGREE | DISAGREE | NEUTRAL | AGREE | STRONGLY AGREE | TOTAL | WEIGHTED AVERAGE |
|------------|-------------------|----------|----------|----------|----------------|-------|------------------|
| (no label) | 0% 0 | 23% 3 | 38% 5 | 23% 3 | 15% 2 | 13 | 1.31 |

Q21 Disparities in school funding negatively affect student learning in my state.

Answered: 13 Skipped: 0

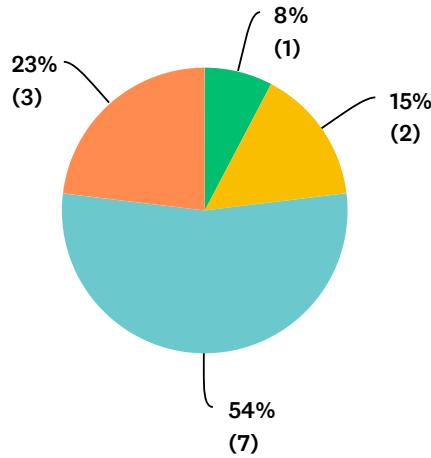


■ Strongly disagree
 ■ Disagree
 ■ Neutral
 ■ Agree
 ■ Strongly agree

| | STRONGLY DISAGREE | DISAGREE | NEUTRAL | AGREE | STRONGLY AGREE | TOTAL | WEIGHTED AVERAGE |
|------------|-------------------|----------|---------|----------|----------------|-------|------------------|
| (no label) | 0% 0 | 8% 1 | 0% 0 | 46% 6 | 46% 6 | 13 | 2.31 |

Q22 A lack of social and emotional learning negatively affects student learning in my state.

Answered: 13 Skipped: 0

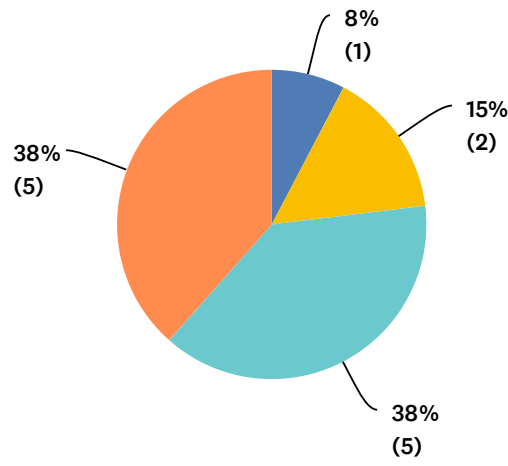


■ Strongly disagree
 ■ Disagree
 ■ Neutral
 ■ Agree
 ■ Strongly agree

| | STRONGLY DISAGREE | DISAGREE | NEUTRAL | AGREE | STRONGLY AGREE | TOTAL | WEIGHTED AVERAGE |
|------------|-------------------|----------|----------|----------|----------------|-------|------------------|
| (no label) | 8% 1 | 0% 0 | 15% 2 | 54% 7 | 23% 3 | 13 | 1.92 |

Q23 Standardized testing negatively affects student learning in my state.

Answered: 13 Skipped: 0

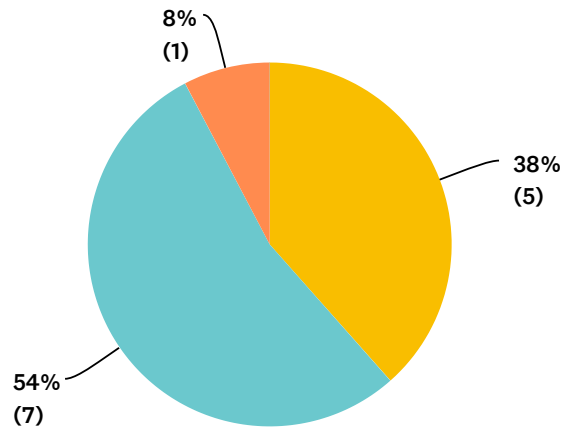


■ Strongly disagree
 ■ Disagree
 ■ Neutral
 ■ Agree
 ■ Strongly agree

| | STRONGLY DISAGREE | DISAGREE | NEUTRAL | AGREE | STRONGLY AGREE | TOTAL | WEIGHTED AVERAGE |
|------------|-------------------|----------|----------|----------|----------------|-------|------------------|
| (no label) | 0% 0 | 8% 1 | 15% 2 | 38% 5 | 38% 5 | 13 | 2.08 |

Q24 Student bullying negatively affects student learning in my state.

Answered: 13 Skipped: 0

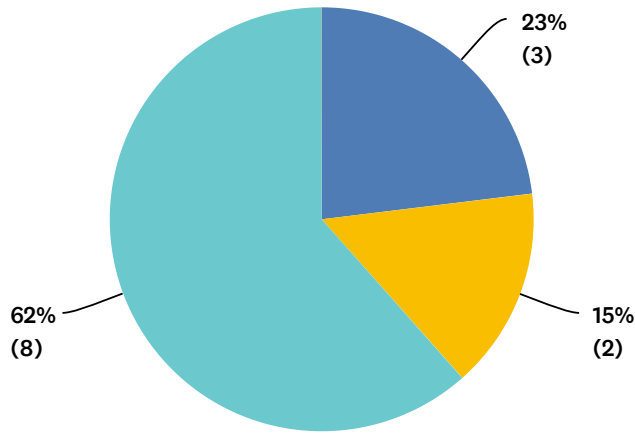


■ Strongly disagree
 ■ Disagree
 ■ Neutral
 ■ Agree
 ■ Strongly agree

| | STRONGLY DISAGREE | DISAGREE | NEUTRAL | AGREE | STRONGLY AGREE | TOTAL | WEIGHTED AVERAGE |
|------------|-------------------|----------|----------|----------|----------------|-------|------------------|
| (no label) | 0% 0 | 0% 0 | 38% 5 | 54% 7 | 8% 1 | 13 | 1.69 |

Q25 A lack of supports for English Language Learners negatively affects student learning in my state.

Answered: 13 Skipped: 0

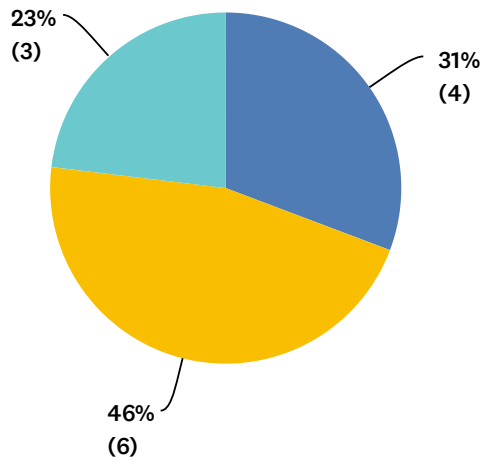


■ Strongly disagree
 ■ Disagree
 ■ Neutral
 ■ Agree
 ■ Strongly agree

| | STRONGLY DISAGREE | DISAGREE | NEUTRAL | AGREE | STRONGLY AGREE | TOTAL | WEIGHTED AVERAGE |
|------------|-------------------|----------|----------|----------|----------------|-------|------------------|
| (no label) | 0% 0 | 23% 3 | 15% 2 | 62% 8 | 0% 0 | 13 | 1.38 |

Q26 Teacher bullying negatively affects student learning in my state.

Answered: 13 Skipped: 0

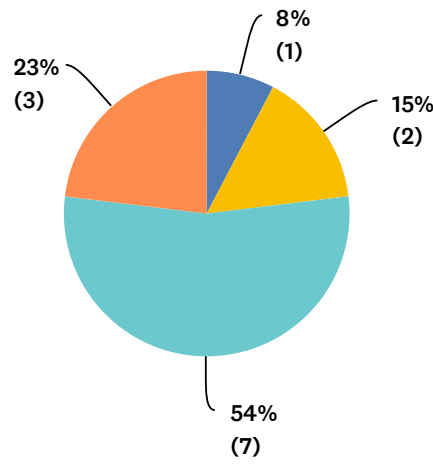


■ Strongly disagree
 ■ Disagree
 ■ Neutral
 ■ Agree
 ■ Strongly agree

| | STRONGLY DISAGREE | DISAGREE | NEUTRAL | AGREE | STRONGLY AGREE | TOTAL | WEIGHTED AVERAGE |
|------------|-------------------|----------|----------|----------|----------------|-------|------------------|
| (no label) | 0% 0 | 31% 4 | 46% 6 | 23% 3 | 0% 0 | 13 | 0.92 |

Q27 Teacher recruitment negatively affects student learning in my state.

Answered: 13 Skipped: 0

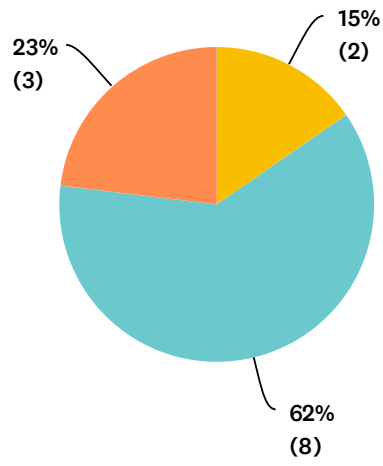


■ Strongly disagree
 ■ Disagree
 ■ Neutral
 ■ Agree
 ■ Strongly agree

| | STRONGLY DISAGREE | DISAGREE | NEUTRAL | AGREE | STRONGLY AGREE | TOTAL | WEIGHTED AVERAGE |
|------------|-------------------|----------|----------|----------|----------------|-------|------------------|
| (no label) | 0% 0 | 8% 1 | 15% 2 | 54% 7 | 23% 3 | 13 | 1.92 |

Q28 Teacher retention negatively affects student learning in my state.

Answered: 13 Skipped: 0

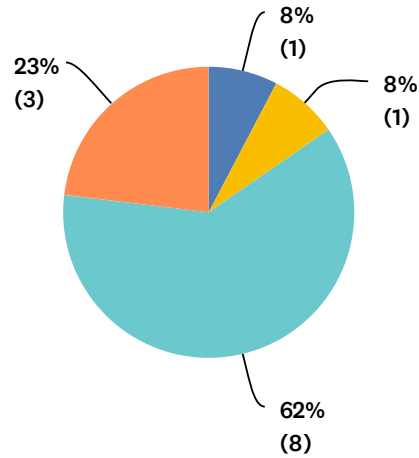


■ Strongly disagree
 ■ Disagree
 ■ Neutral
 ■ Agree
 ■ Strongly agree

| | STRONGLY DISAGREE | DISAGREE | NEUTRAL | AGREE | STRONGLY AGREE | TOTAL | WEIGHTED AVERAGE |
|------------|-------------------|----------|----------|----------|----------------|-------|------------------|
| (no label) | 0% 0 | 0% 0 | 15% 2 | 62% 8 | 23% 3 | 13 | 2.08 |

Q29 A lack of trauma-informed instruction negatively affects student learning in my state.

Answered: 13 Skipped: 0



■ Strongly disagree
 ■ Disagree
 ■ Neutral
 ■ Agree
 ■ Strongly agree

| | STRONGLY DISAGREE | DISAGREE | NEUTRAL | AGREE | STRONGLY AGREE | TOTAL | WEIGHTED AVERAGE |
|------------|-------------------|----------|---------|----------|----------------|-------|------------------|
| (no label) | 0% 0 | 8% 1 | 8% 1 | 62% 8 | 23% 3 | 13 | 2.00 |

Q30 A lack of teacher diversity negatively affects student learning in my state.

Answered: 13 Skipped: 0



■ Strongly disagree
 ■ Disagree
 ■ Neutral
 ■ Agree
 ■ Strongly agree

| | STRONGLY DISAGREE | DISAGREE | NEUTRAL | AGREE | STRONGLY AGREE | TOTAL | WEIGHTED AVERAGE |
|------------|-------------------|----------|---------|----------|----------------|-------|------------------|
| (no label) | 0% 0 | 0% 0 | 0% 0 | 54% 7 | 46% 6 | 13 | 2.46 |

Q31 Feedback (optional):

Answered: 0 Skipped: 13

| # | RESPONSES | DATE |
|---|-------------------------|------|
| | There are no responses. | |