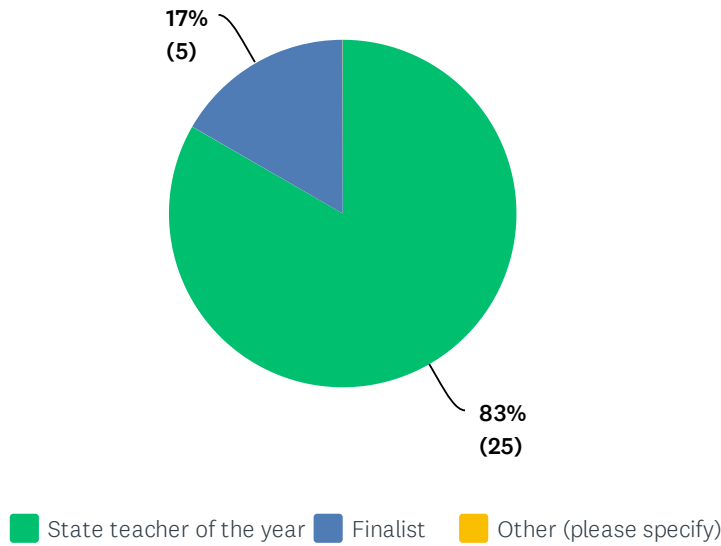


Q1 Are you a state teacher of the year or a finalist?

Answered: 30 Skipped: 0



ANSWER CHOICES	RESPONSES
State teacher of the year	83% 25
Finalist	17% 5
Other (please specify)	0% 0
TOTAL	30

#	OTHER (PLEASE SPECIFY)	DATE
	There are no responses.	

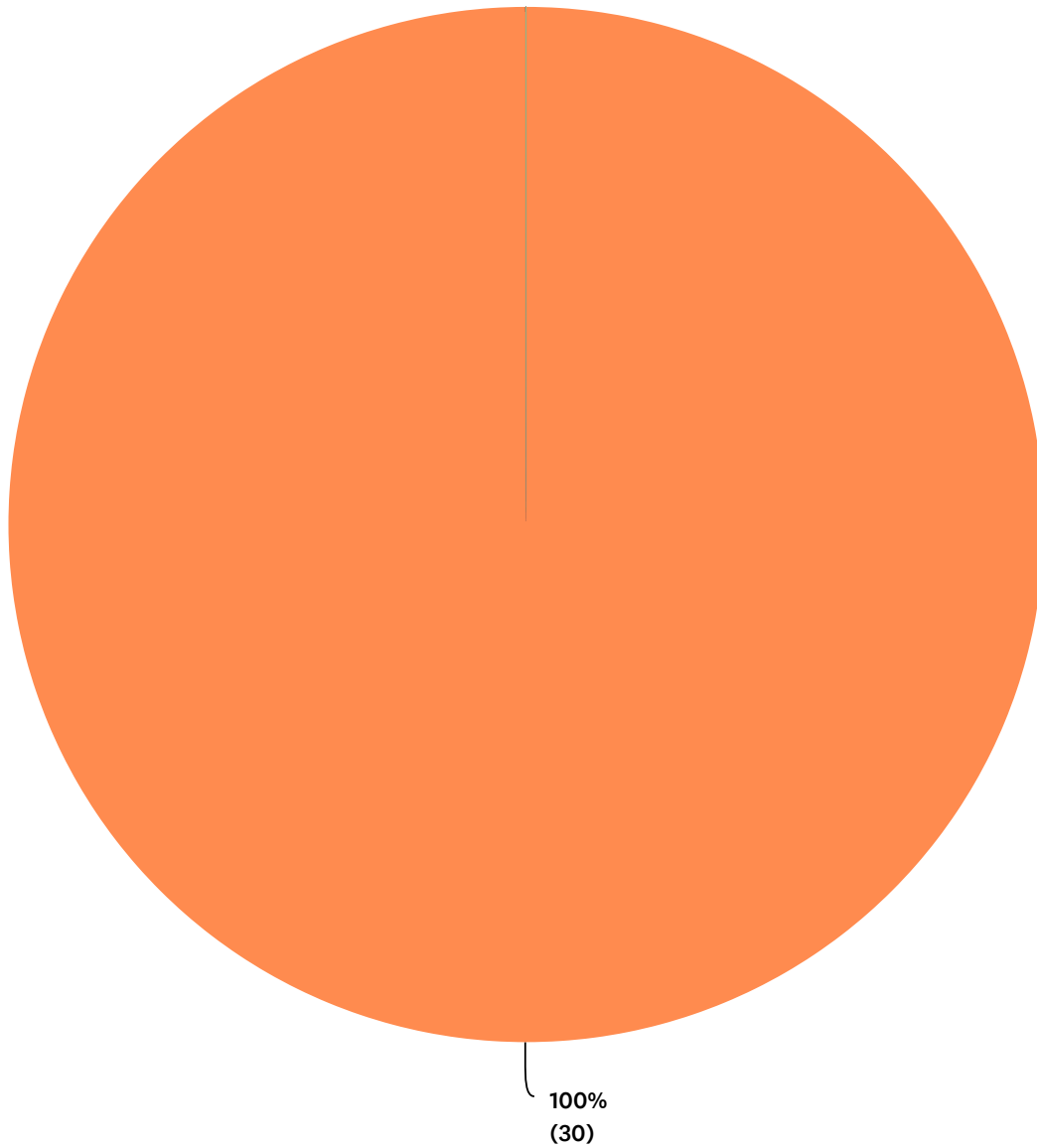
Q2 In what year?

Answered: 29 Skipped: 1

#	RESPONSES	DATE
1	2104	2/15/2020 3:55 PM
2	2018	2/15/2020 1:00 PM
3	2008	2/14/2020 11:24 AM
4	2001	2/14/2020 11:11 AM
5	2018	2/14/2020 9:39 AM
6	2016	2/14/2020 7:22 AM
7	2004	2/14/2020 5:28 AM
8	2018	2/14/2020 1:26 AM
9	2017	2/14/2020 1:21 AM
10	2017	2/14/2020 1:17 AM
11	2016	2/14/2020 1:12 AM
12	2013	2/14/2020 12:39 AM
13	2007	2/13/2020 11:31 PM
14	2015	2/13/2020 10:48 PM
15	2014	2/13/2020 10:11 PM
16	2008	2/13/2020 9:15 PM
17	2019	2/13/2020 9:11 PM
18	2012	2/13/2020 5:54 PM
19	2010	2/13/2020 5:13 PM
20	2003	2/13/2020 3:56 PM
21	2019	2/13/2020 1:59 PM
22	2010	2/13/2020 1:54 PM
23	2017	2/8/2020 1:11 AM
24	2009	2/7/2020 5:31 PM
25	2018	2/7/2020 1:37 PM
26	2017	1/31/2020 9:26 PM
27	2017	1/28/2020 5:02 PM
28	2018	1/28/2020 3:52 PM
29	2012	1/17/2020 4:21 PM

Q3 In which state were you recognized as a state teacher of the year or finalist?

Answered: 30 Skipped: 0



- Alabama
- Alaska
- Arizona
- Arkansas
- California
- Colorado
- Connecticut
- Deleware
- DoDEA
- Florida
- Georgia
- Hawaii
- Idaho
- Illinois
- Indiana
- Iowa
- Kansas
- Kentucky
- Louisiana
- Maine
- Maryland
- Massachusetts
- Michigan
- Minnesota
- Mississippi
- Missouri
- Montana
- Nebraska
- Nevada
- New Hampshire

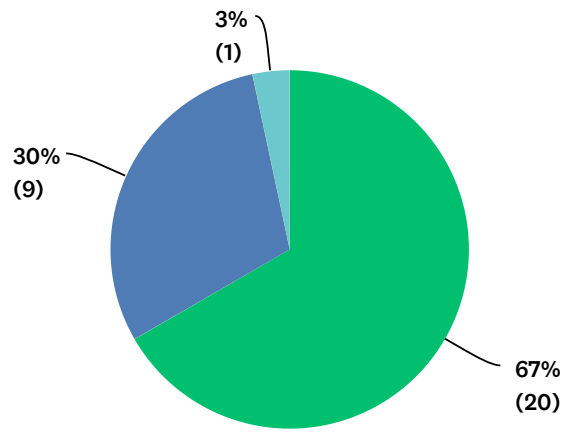
- New Jersey
- New Mexico
- New York
- North Carolina
- North Dakota
- Ohio
- Oklahoma
- Oregon
- Pennsylvania
- Puerto Rico
- Rhode Island
- South Carolina
- South Dakota
- Tennessee
- Texas
- U.S. Territory
- Utah
- Vermont
- Virginia
- Washington
- Washington, DC
- West Virginia
- Wisconsin
- Wyoming

ANSWER CHOICES	RESPONSES	
Alabama	0%	0
Alaska	0%	0
Arizona	0%	0
Arkansas	0%	0
California	100%	30
Colorado	0%	0
Connecticut	0%	0
Deleware	0%	0
DoDEA	0%	0
Florida	0%	0
Georgia	0%	0
Hawaii	0%	0
Idaho	0%	0
Illinois	0%	0
Indiana	0%	0
Iowa	0%	0
Kansas	0%	0
Kentucky	0%	0
Louisiana	0%	0
Maine	0%	0
Maryland	0%	0
Massachusetts	0%	0
Michigan	0%	0
Minnesota	0%	0
Mississippi	0%	0
Missouri	0%	0
Montana	0%	0
Nebraska	0%	0
Nevada	0%	0
New Hampshire	0%	0
New Jersey	0%	0
New Mexico	0%	0

New York	0%	0
North Carolina	0%	0
North Dakota	0%	0
Ohio	0%	0
Oklahoma	0%	0
Oregon	0%	0
Pennsylvania	0%	0
Puerto Rico	0%	0
Rhode Island	0%	0
South Carolina	0%	0
South Dakota	0%	0
Tennessee	0%	0
Texas	0%	0
U.S. Territory	0%	0
Utah	0%	0
Vermont	0%	0
Virginia	0%	0
Washington	0%	0
Washington, DC	0%	0
West Virginia	0%	0
Wisconsin	0%	0
Wyoming	0%	0
TOTAL		30

Q4 What gender do you identify as?

Answered: 30 Skipped: 0

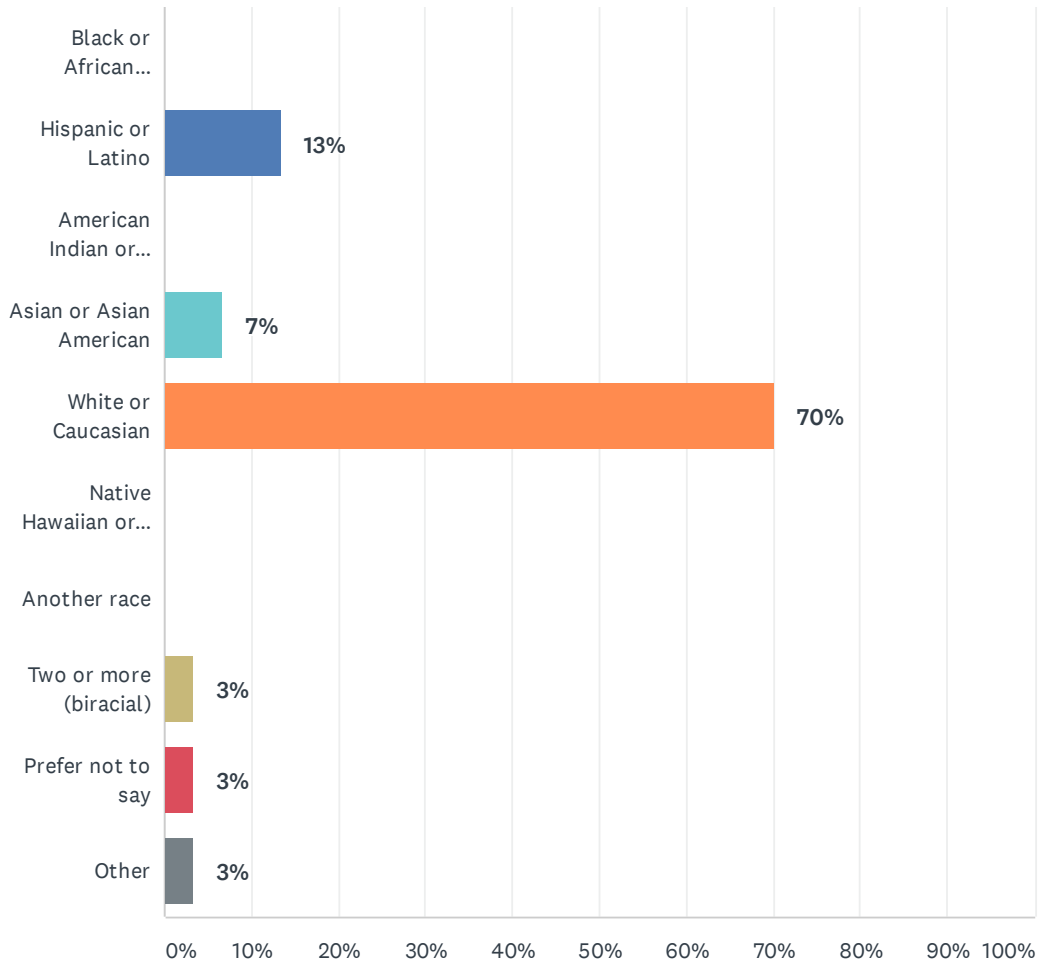


■ Female
 ■ Male
 ■ Non-binary
 ■ Prefer not to answer

ANSWER CHOICES	RESPONSES	
Female	67%	20
Male	30%	9
Non-binary	0%	0
Prefer not to answer	3%	1
TOTAL		30

Q5 Please specify your ethnicity.

Answered: 30 Skipped: 0



ANSWER CHOICES	RESPONSES	
Black or African American	0%	0
Hispanic or Latino	13%	4
American Indian or Alaska Native	0%	0
Asian or Asian American	7%	2
White or Caucasian	70%	21
Native Hawaiian or other Pacific Islander	0%	0
Another race	0%	0
Two or more (biracial)	3%	1
Prefer not to say	3%	1
Other	3%	1
TOTAL		30

Q6 Your email address (it will only be used for the purposes of this survey):

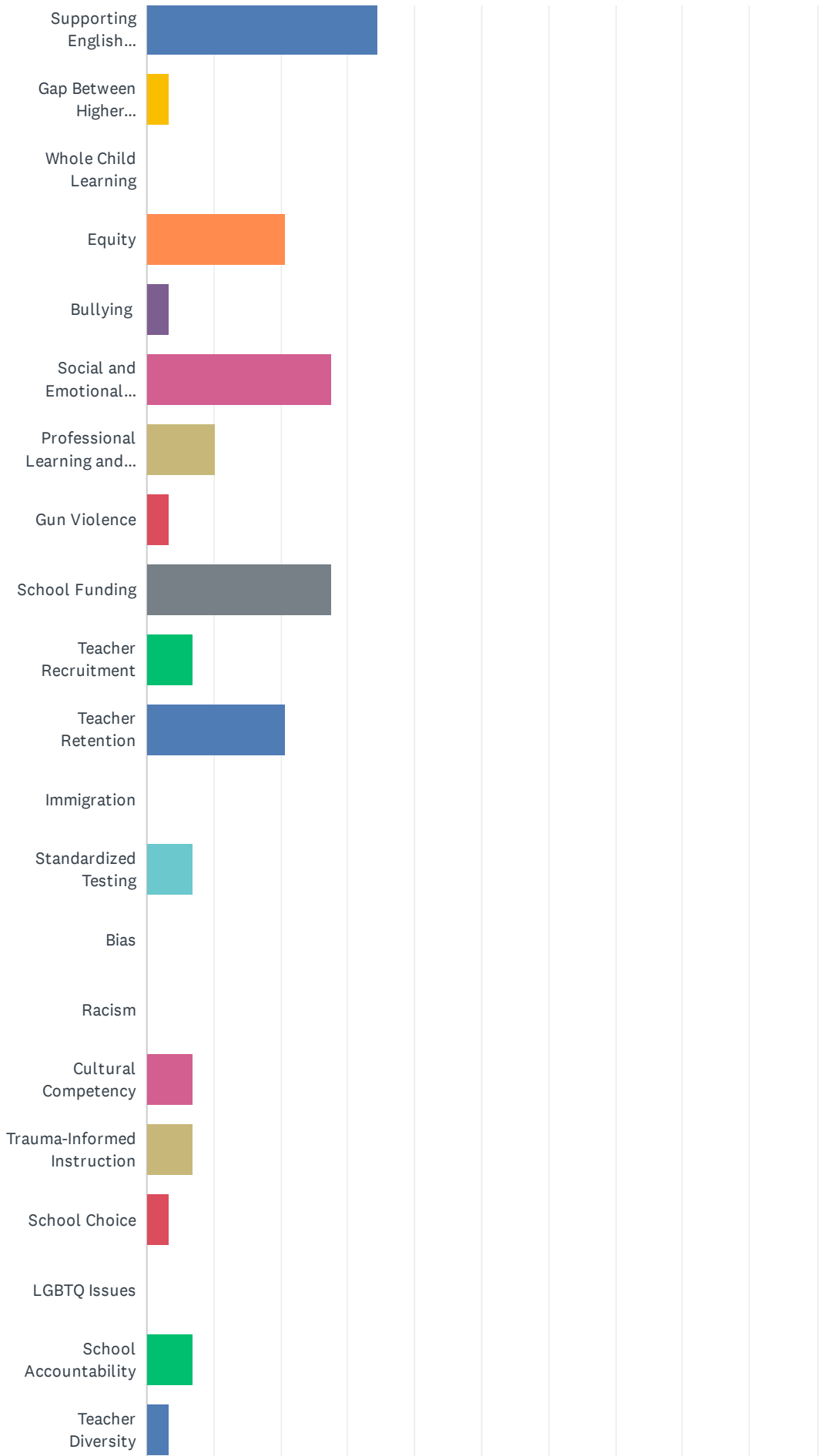
Answered: 29 Skipped: 1

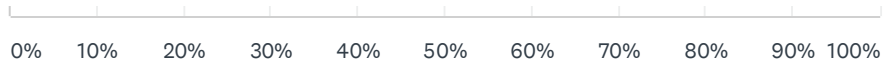
#	RESPONSES	DATE
1	mhmhayden@gmail.com	2/15/2020 3:55 PM
2	bassgruv@mac.com	2/15/2020 1:00 PM
3	goldenboy6211@gmail.com	2/14/2020 11:24 AM
4	dalynnmalek@gmail.com	2/14/2020 11:11 AM
5	ggardiner@hbuhsd.edu	2/14/2020 9:39 AM
6	Michelle.cherland@desertsands.us	2/14/2020 7:22 AM
7	plewanski@aol.com	2/14/2020 5:28 AM
8	Kirstenfarrell@gmail.com	2/14/2020 1:26 AM
9	ms.jennychien@gmail.com	2/14/2020 1:21 AM
10	iselal0130@gmail.com	2/14/2020 1:17 AM
11	dounp@yahoo.com	2/14/2020 1:12 AM
12	vero.vegamarquez@gmail.com	2/14/2020 12:39 AM
13	Helenpop22@gmail.com	2/13/2020 11:31 PM
14	maggiemabery@gmail.com	2/13/2020 10:48 PM
15	Lhorist@orangeisd.org	2/13/2020 10:11 PM
16	maceves89@cox.net	2/13/2020 9:15 PM
17	Dbober@lbschools.net	2/13/2020 9:11 PM
18	ken.lavigne@wuhsd.org	2/13/2020 5:54 PM
19	kathymarvin@gmail.com	2/13/2020 5:13 PM
20	Jamesmasonjordan@gmail.com	2/13/2020 3:56 PM
21	roreid@gmail.com	2/13/2020 1:59 PM
22	kakovacic@gmail.com	2/13/2020 1:54 PM
23	bcrocker@guhsd.net	2/8/2020 1:11 AM
24	akajitani@yahoo.com	2/7/2020 5:31 PM
25	Drbrianemcdaniel@gmail.com	2/7/2020 1:37 PM
26	megmiles@gmail.com	1/31/2020 9:26 PM
27	bcrocker@guhsd.net	1/28/2020 5:02 PM
28	eoxhorn@aol.com	1/28/2020 3:52 PM
29	spellingcounts@att.net	1/17/2020 4:21 PM

Q7 Please select the top 2 most important issues or practices for teachers and students in your state.

Answered: 29 Skipped: 1







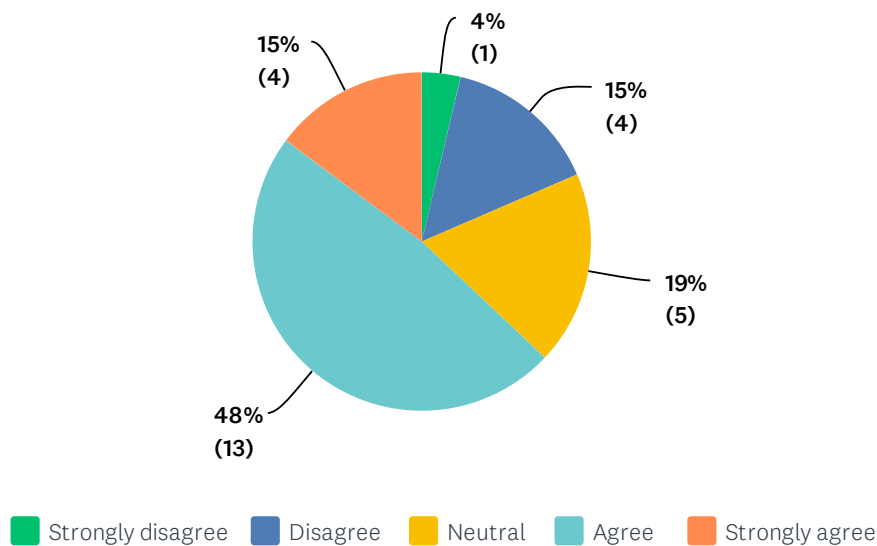
Q8 What else is important for teachers and students in your state (optional)?

Answered: 9 Skipped: 21

#	RESPONSES	DATE
1	Inclusion of Special Needs students	2/14/2020 11:12 AM
2	For science teachers in the State of California, we need more support and funding for NGSS and more school funding for hands-on minds-on laboratory activities. It will help our students be more interested in pursuing careers in STEM related fields.	2/14/2020 9:44 AM
3	School Accountability, Teacher Leadership, Bias, Equity, Cultural Competency	2/14/2020 1:27 AM
4	Trauma-informed practices, equity, teacher retention, cultural competency, social-emotional learning, supporting immigrant and newcomer students and families	2/14/2020 1:15 AM
5	Teaching effectiveness	2/13/2020 9:12 PM
6	Addressing the growing problem of stress and anxiety in our students/young people, inhibiting their learning (and love of learning)	2/13/2020 5:57 PM
7	Bias, Bullying	2/13/2020 5:14 PM
8	universal design for learning	1/31/2020 9:27 PM
9	The talent pipeline. We are going to be facing huge shortages in the next decade so recruitment and development of the incoming corps will be a vital issue.	1/17/2020 4:22 PM

Q9 Bias negatively affects student learning in my state.

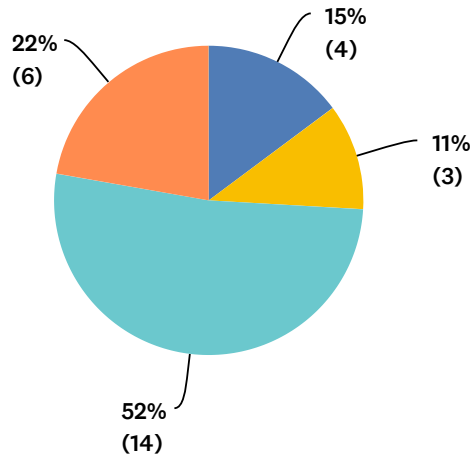
Answered: 27 Skipped: 3



	STRONGLY DISAGREE	DISAGREE	NEUTRAL	AGREE	STRONGLY AGREE	TOTAL	WEIGHTED AVERAGE
(no label)	4% 1	15% 4	19% 5	48% 13	15% 4	27	1.59

Q10 A lack of cultural competency negatively affects student learning in my state.

Answered: 27 Skipped: 3

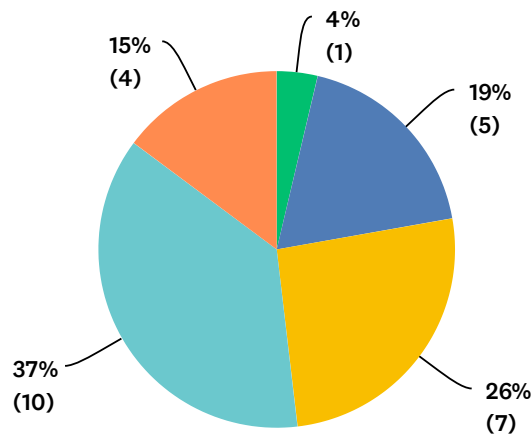


■ Strongly disagree
 ■ Disagree
 ■ Neutral
 ■ Agree
 ■ Strongly agree

	STRONGLY DISAGREE	DISAGREE	NEUTRAL	AGREE	STRONGLY AGREE	TOTAL	WEIGHTED AVERAGE
(no label)	0% 0	15% 4	11% 3	52% 14	22% 6	27	1.81

Q11 A lack of teacher leadership negatively affects student learning in my state.

Answered: 27 Skipped: 3

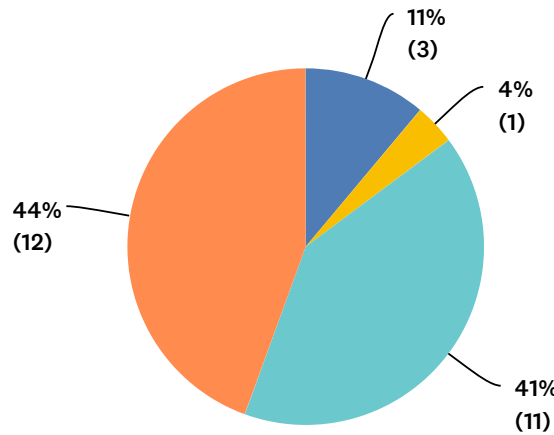


Strongly disagree Disagree Neutral Agree Strongly agree

	STRONGLY DISAGREE	DISAGREE	NEUTRAL	AGREE	STRONGLY AGREE	TOTAL	WEIGHTED AVERAGE
(no label)	4% 1	19% 5	26% 7	37% 10	15% 4	27	1.44

Q12 A lack of equity negatively affects student learning in my state.

Answered: 27 Skipped: 3

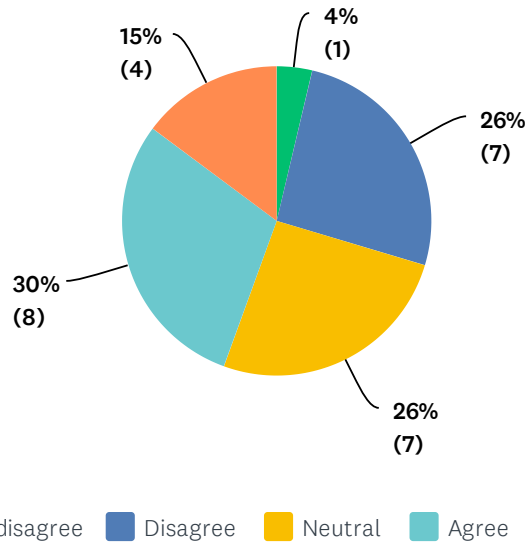


Strongly disagree Disagree Neutral Agree Strongly agree

	STRONGLY DISAGREE	DISAGREE	NEUTRAL	AGREE	STRONGLY AGREE	TOTAL	WEIGHTED AVERAGE
(no label)	0% 0	11% 3	4% 1	41% 11	44% 12	27	2.19

Q13 The gap between Pk12 and higher education negatively affects student learning in my state.

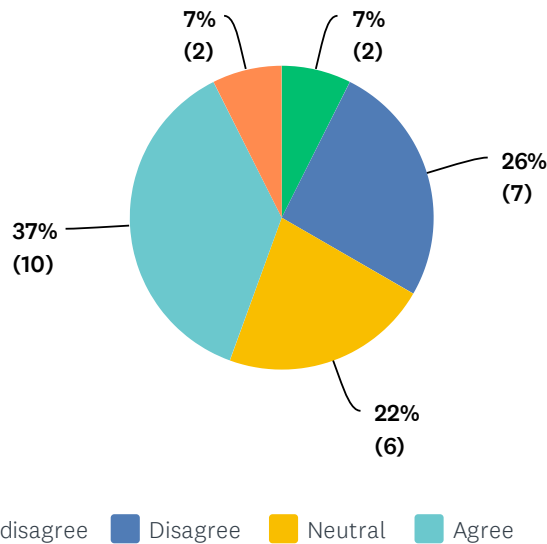
Answered: 27 Skipped: 3



	STRONGLY DISAGREE	DISAGREE	NEUTRAL	AGREE	STRONGLY AGREE	TOTAL	WEIGHTED AVERAGE
(no label)	4% 1	26% 7	26% 7	30% 8	15% 4	27	1.30

Q14 School accountability negatively affects student learning in my state.

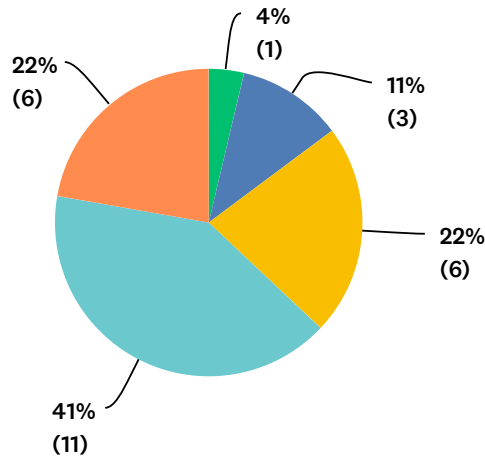
Answered: 27 Skipped: 3



	STRONGLY DISAGREE	DISAGREE	NEUTRAL	AGREE	STRONGLY AGREE	TOTAL	WEIGHTED AVERAGE
(no label)	7% 2	26% 7	22% 6	37% 10	7% 2	27	1.19

Q15 Gun violence negatively affects student learning in my state.

Answered: 27 Skipped: 3

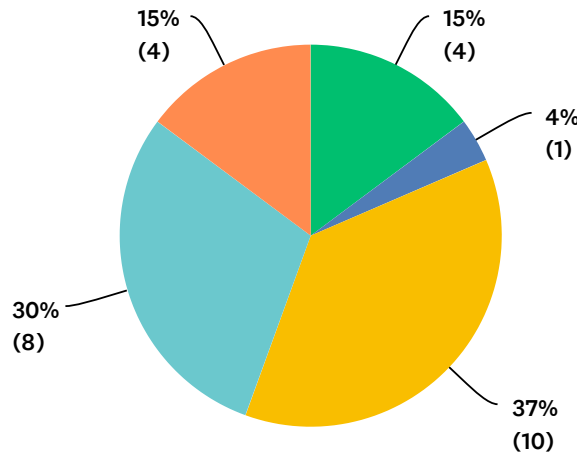


Strongly disagree Disagree Neutral Agree Strongly agree

	STRONGLY DISAGREE	DISAGREE	NEUTRAL	AGREE	STRONGLY AGREE	TOTAL	WEIGHTED AVERAGE
(no label)	4% 1	11% 3	22% 6	41% 11	22% 6	27	1.70

Q16 Immigration negatively affects student learning in my state.

Answered: 27 Skipped: 3

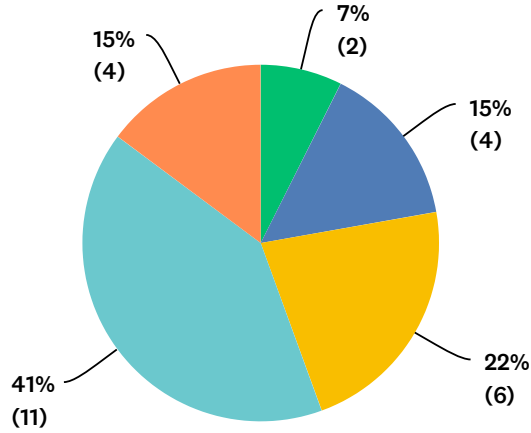


Strongly disagree Disagree Neutral Agree Strongly agree

	STRONGLY DISAGREE	DISAGREE	NEUTRAL	AGREE	STRONGLY AGREE	TOTAL	WEIGHTED AVERAGE
(no label)	15% 4	4% 1	37% 10	30% 8	15% 4	27	1.41

Q17 Bias against LGBTQ students negatively affects student learning in my state.

Answered: 27 Skipped: 3

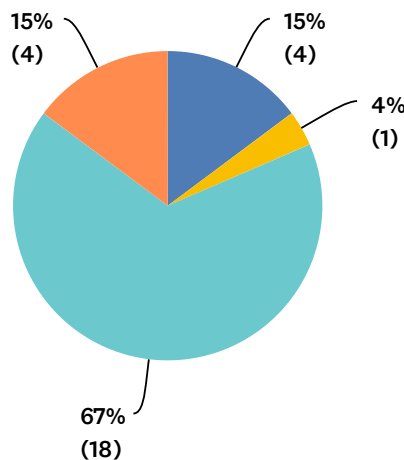


Strongly disagree Disagree Neutral Agree Strongly agree

	STRONGLY DISAGREE	DISAGREE	NEUTRAL	AGREE	STRONGLY AGREE	TOTAL	WEIGHTED AVERAGE
(no label)	7%	15%	22%	41%	15%	27	1.48
	2	4	6	11	4		

Q18 A lack of effective professional learning and development negatively affects student learning in my state.

Answered: 27 Skipped: 3

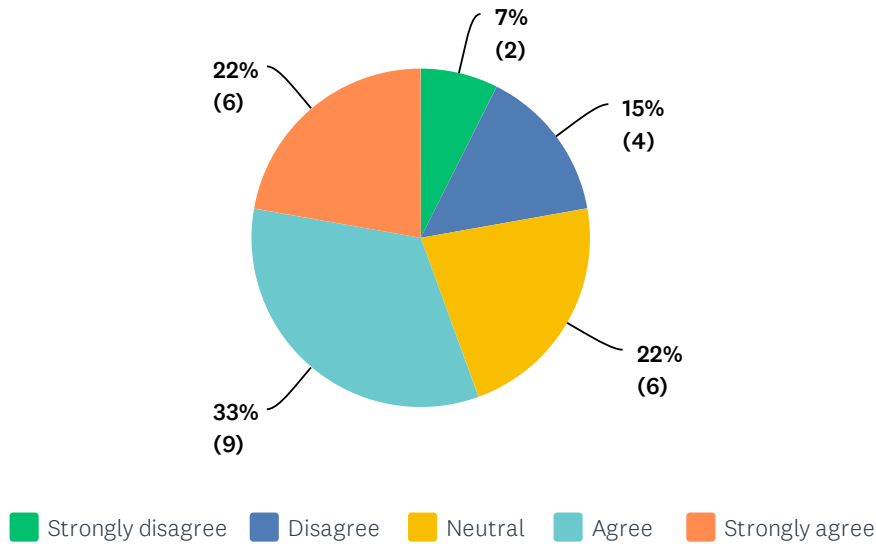


Strongly disagree Disagree Neutral Agree Strongly agree

	STRONGLY DISAGREE	DISAGREE	NEUTRAL	AGREE	STRONGLY AGREE	TOTAL	WEIGHTED AVERAGE
(no label)	0%	15%	4%	67%	15%	27	1.81
	0	4	1	18	4		

Q19 Racism negatively affects student learning in my state.

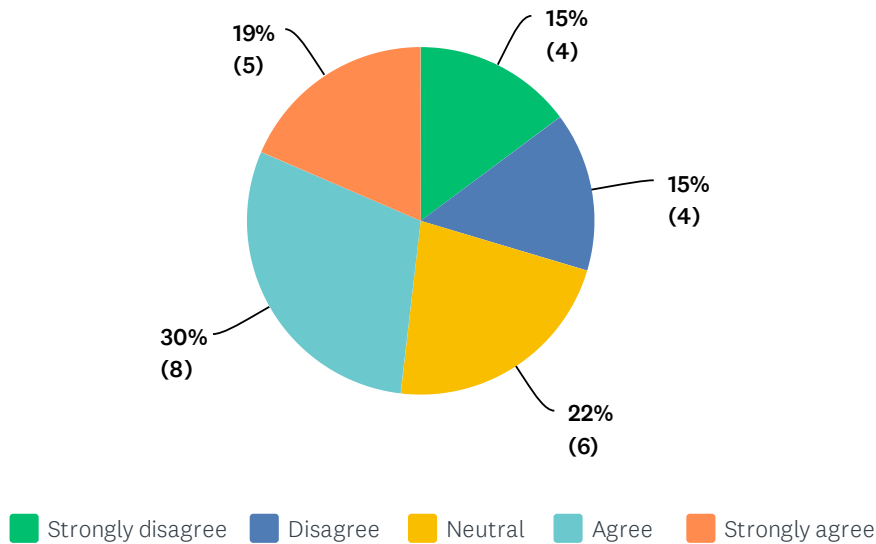
Answered: 27 Skipped: 3



	STRONGLY DISAGREE	DISAGREE	NEUTRAL	AGREE	STRONGLY AGREE	TOTAL	WEIGHTED AVERAGE
(no label)	7%	15%	22%	33%	22%	27	1.56
	2	4	6	9	6		

Q20 School choice negatively affects student learning in my state.

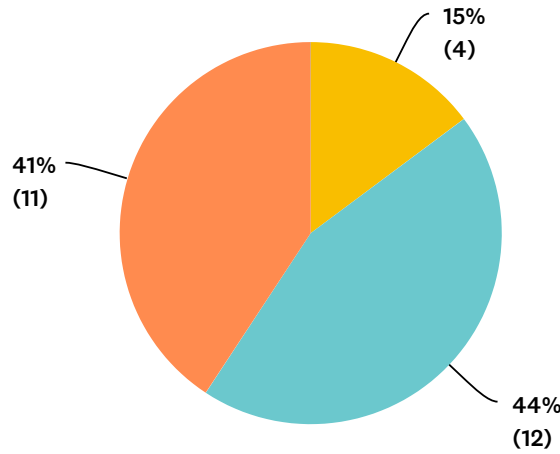
Answered: 27 Skipped: 3



	STRONGLY DISAGREE	DISAGREE	NEUTRAL	AGREE	STRONGLY AGREE	TOTAL	WEIGHTED AVERAGE
(no label)	15% 4	15% 4	22% 6	30% 8	19% 5	27	1.37

Q21 Disparities in school funding negatively affect student learning in my state.

Answered: 27 Skipped: 3

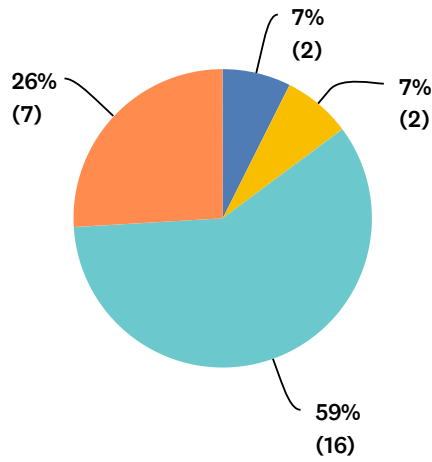


■ Strongly disagree
 ■ Disagree
 ■ Neutral
 ■ Agree
 ■ Strongly agree

	STRONGLY DISAGREE	DISAGREE	NEUTRAL	AGREE	STRONGLY AGREE	TOTAL	WEIGHTED AVERAGE
(no label)	0% 0	0% 0	15% 4	44% 12	41% 11	27	2.26

Q22 A lack of social and emotional learning negatively affects student learning in my state.

Answered: 27 Skipped: 3

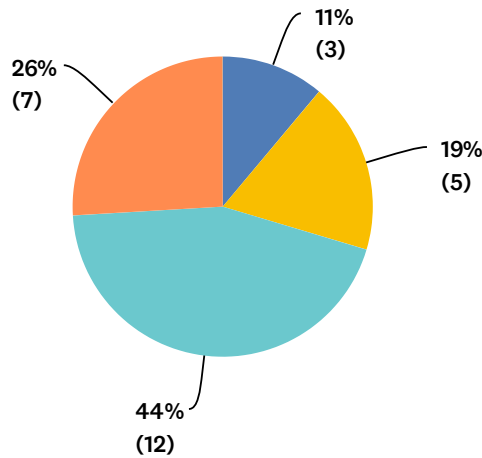


Strongly disagree Disagree Neutral Agree Strongly agree

	STRONGLY DISAGREE	DISAGREE	NEUTRAL	AGREE	STRONGLY AGREE	TOTAL	WEIGHTED AVERAGE
(no label)	0%	7%	7%	59%	26%	27	2.04
	0	2	2	16	7		

Q23 Standardized testing negatively affects student learning in my state.

Answered: 27 Skipped: 3

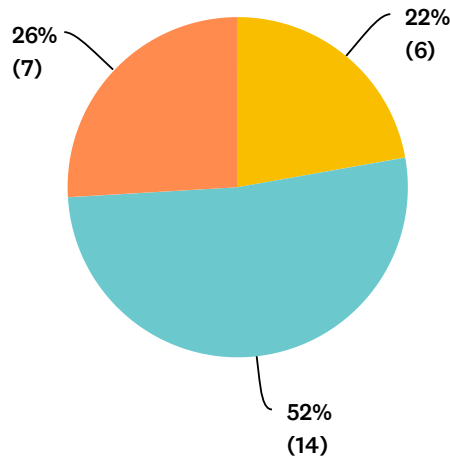


Strongly disagree Disagree Neutral Agree Strongly agree

	STRONGLY DISAGREE	DISAGREE	NEUTRAL	AGREE	STRONGLY AGREE	TOTAL	WEIGHTED AVERAGE
(no label)	0%	11%	19%	44%	26%	27	1.85
	0	3	5	12	7		

Q24 Student bullying negatively affects student learning in my state.

Answered: 27 Skipped: 3

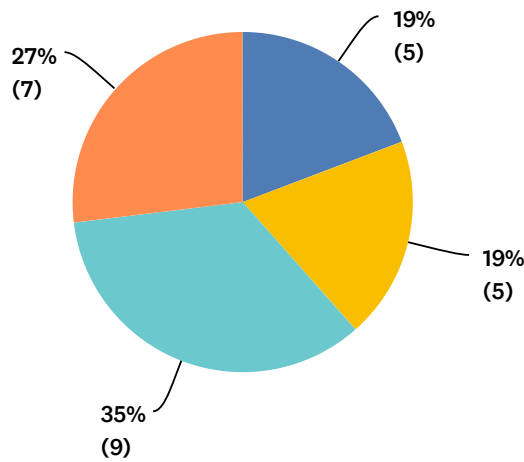


Strongly disagree Disagree Neutral Agree Strongly agree

	STRONGLY DISAGREE	DISAGREE	NEUTRAL	AGREE	STRONGLY AGREE	TOTAL	WEIGHTED AVERAGE
(no label)	0% 0	0% 0	22% 6	52% 14	26% 7	27	2.04

Q25 A lack of supports for English Language Learners negatively affects student learning in my state.

Answered: 26 Skipped: 4

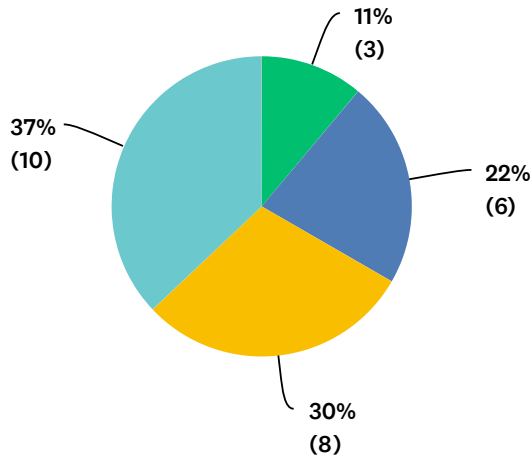


Strongly disagree Disagree Neutral Agree Strongly agree

	STRONGLY DISAGREE	DISAGREE	NEUTRAL	AGREE	STRONGLY AGREE	TOTAL	WEIGHTED AVERAGE
(no label)	0% 0	19% 5	19% 5	35% 9	27% 7	26	1.69

Q26 Teacher bullying negatively affects student learning in my state.

Answered: 27 Skipped: 3

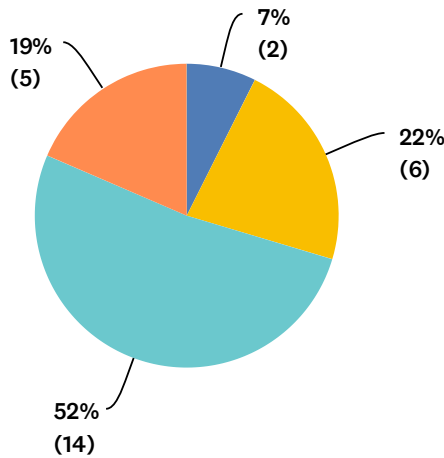


Strongly disagree Disagree Neutral Agree Strongly agree

	STRONGLY DISAGREE	DISAGREE	NEUTRAL	AGREE	STRONGLY AGREE	TOTAL	WEIGHTED AVERAGE
(no label)	11% 3	22% 6	30% 8	37% 10	0% 0	27	1.04

Q27 Teacher recruitment negatively affects student learning in my state.

Answered: 27 Skipped: 3

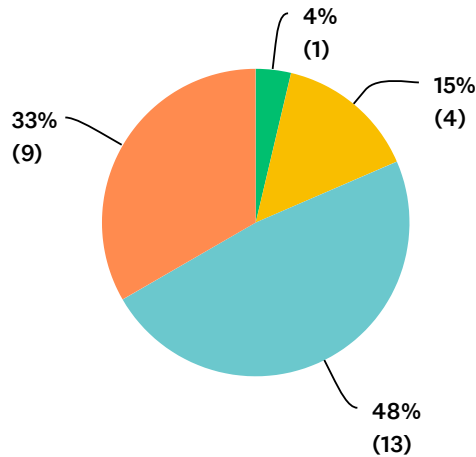


Strongly disagree Disagree Neutral Agree Strongly agree

	STRONGLY DISAGREE	DISAGREE	NEUTRAL	AGREE	STRONGLY AGREE	TOTAL	WEIGHTED AVERAGE
(no label)	0% 0	7% 2	22% 6	52% 14	19% 5	27	1.81

Q28 Teacher retention negatively affects student learning in my state.

Answered: 27 Skipped: 3

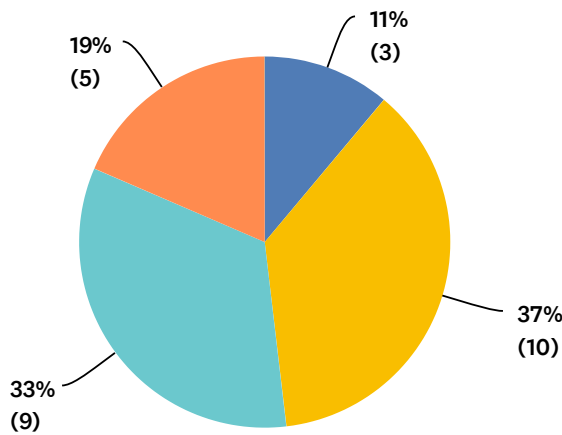


Strongly disagree Disagree Neutral Agree Strongly agree

	STRONGLY DISAGREE	DISAGREE	NEUTRAL	AGREE	STRONGLY AGREE	TOTAL	WEIGHTED AVERAGE
(no label)	4% 1	0% 0	15% 4	48% 13	33% 9	27	2.11

Q29 A lack of trauma-informed instruction negatively affects student learning in my state.

Answered: 27 Skipped: 3

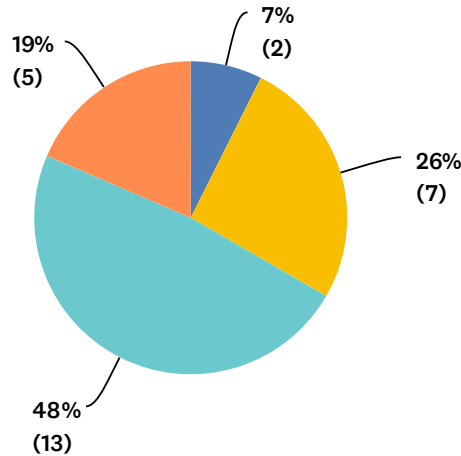


Strongly disagree Disagree Neutral Agree Strongly agree

	STRONGLY DISAGREE	DISAGREE	NEUTRAL	AGREE	STRONGLY AGREE	TOTAL	WEIGHTED AVERAGE
(no label)	0% 0	11% 3	37% 10	33% 9	19% 5	27	1.59

Q30 A lack of teacher diversity negatively affects student learning in my state.

Answered: 27 Skipped: 3



■ Strongly disagree
 ■ Disagree
 ■ Neutral
 ■ Agree
 ■ Strongly agree

	STRONGLY DISAGREE	DISAGREE	NEUTRAL	AGREE	STRONGLY AGREE	TOTAL	WEIGHTED AVERAGE
(no label)	0%	7%	26%	48%	19%	27	1.78
	0	2	7	13	5		

Q31 Feedback (optional):

Answered: 3 Skipped: 27

#	RESPONSES	DATE
1	Some of the questions are awkwardly worded. For example, in number 26, it was hard to tell if you meant the teachers were the bullies or teachers are the ones being bullied. Same with a question about immigration. I think I put neutral because I couldn't tell if you meant the stance that we should not have immigration, or the stance that people who oppose immigration cause issues.	2/14/2020 1:20 AM
2	Excellent points of reference!	2/13/2020 6:01 PM
3	I live in Saugus, CA, home to a recent school shooting that took the lives of three children. As a teacher, I've had zero training in mental health. It's long overdue.	1/28/2020 3:57 PM