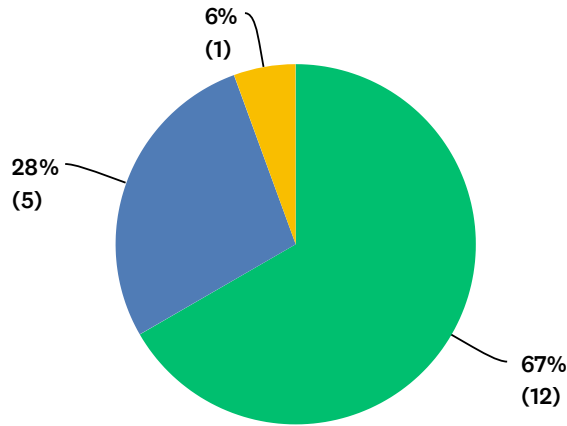


# Q1 Are you a state teacher of the year or a finalist?

Answered: 18 Skipped: 0



■ State teacher of the year 
 ■ Finalist 
 ■ Other (please specify)

| ANSWER CHOICES            | RESPONSES |           |
|---------------------------|-----------|-----------|
| State teacher of the year | 67%       | 12        |
| Finalist                  | 28%       | 5         |
| Other (please specify)    | 6%        | 1         |
| <b>TOTAL</b>              |           | <b>18</b> |

| # | OTHER (PLEASE SPECIFY) | DATE              |
|---|------------------------|-------------------|
| 1 | Regional               | 2/10/2020 9:12 PM |

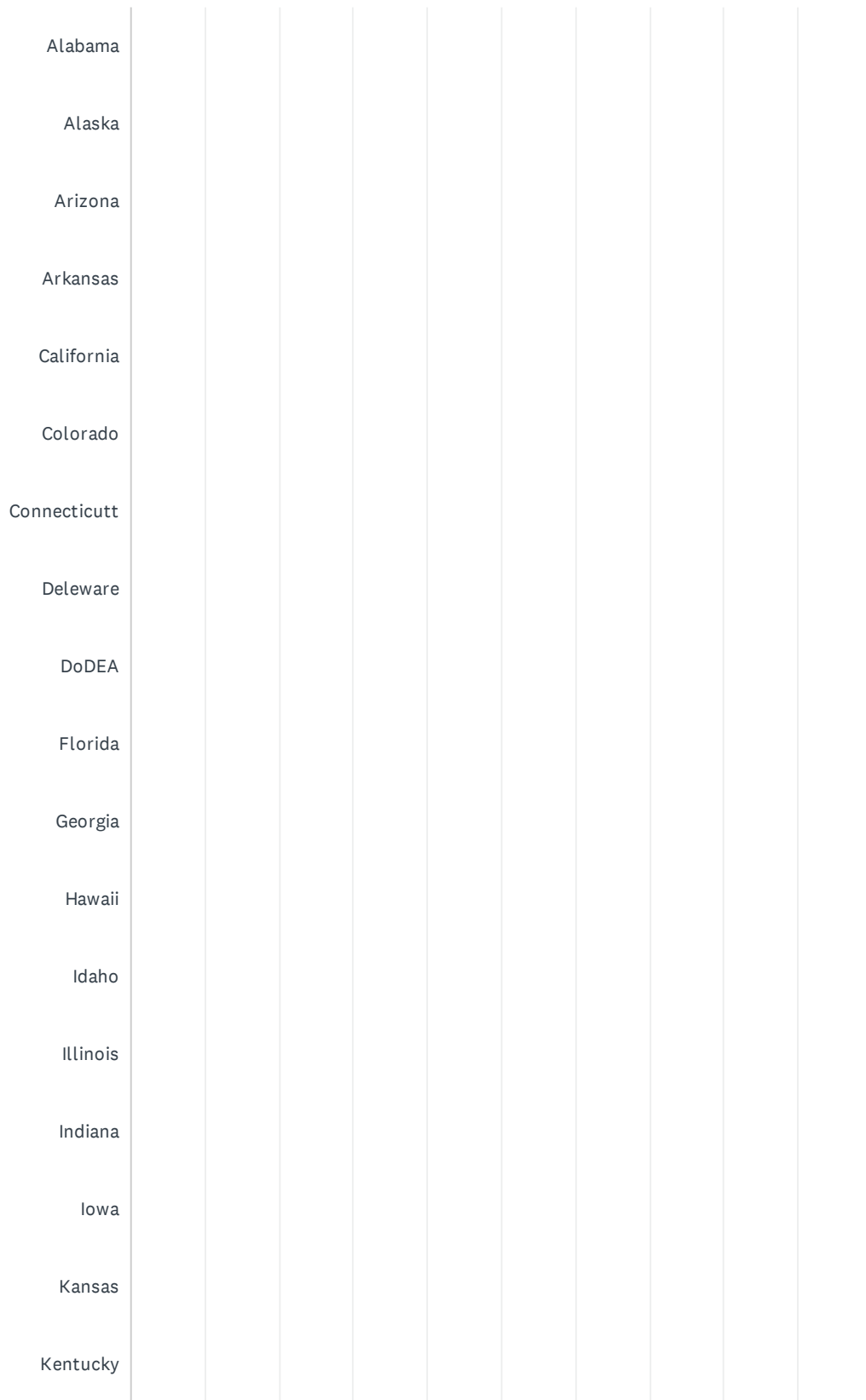
## Q2 In what year?

Answered: 18 Skipped: 0

| #  | RESPONSES | DATE               |
|----|-----------|--------------------|
| 1  | 2018-2019 | 2/10/2020 9:12 PM  |
| 2  | 2018-2019 | 2/10/2020 6:47 PM  |
| 3  | 2006-2007 | 2/10/2020 6:31 PM  |
| 4  | 2001-2002 | 2/10/2020 2:06 PM  |
| 5  | 2019      | 2/10/2020 12:28 PM |
| 6  | 2019      | 2/10/2020 12:28 PM |
| 7  | 2018-19   | 2/10/2020 11:17 AM |
| 8  | 2017      | 2/7/2020 2:32 PM   |
| 9  | 2008      | 2/7/2020 12:42 PM  |
| 10 | 2014      | 2/4/2020 1:36 PM   |
| 11 | 1999-2000 | 2/1/2020 2:51 PM   |
| 12 | 2019      | 2/1/2020 10:56 AM  |
| 13 | 2006-2007 | 1/31/2020 8:25 PM  |
| 14 | 2017      | 1/31/2020 3:09 PM  |
| 15 | 2020      | 1/30/2020 2:25 PM  |
| 16 | 2015      | 1/29/2020 10:28 AM |
| 17 | 2011      | 1/29/2020 9:40 AM  |
| 18 | 1993      | 1/22/2020 8:19 AM  |

### Q3 In which state were you recognized as a state teacher of the year or finalist?

Answered: 18 Skipped: 0





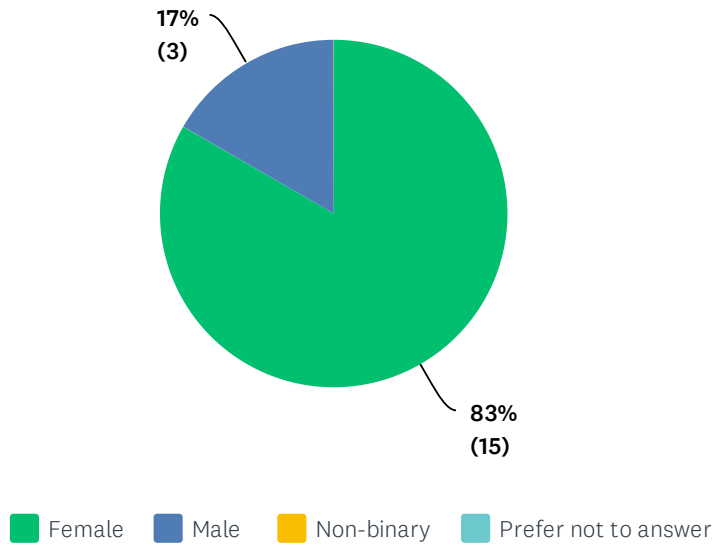


| ANSWER CHOICES | RESPONSES |    |
|----------------|-----------|----|
| Alabama        | 0%        | 0  |
| Alaska         | 0%        | 0  |
| Arizona        | 0%        | 0  |
| Arkansas       | 0%        | 0  |
| California     | 0%        | 0  |
| Colorado       | 0%        | 0  |
| Connecticut    | 0%        | 0  |
| Deleware       | 0%        | 0  |
| DoDEA          | 0%        | 0  |
| Florida        | 0%        | 0  |
| Georgia        | 0%        | 0  |
| Hawaii         | 0%        | 0  |
| Idaho          | 0%        | 0  |
| Illinois       | 0%        | 0  |
| Indiana        | 0%        | 0  |
| Iowa           | 0%        | 0  |
| Kansas         | 0%        | 0  |
| Kentucky       | 0%        | 0  |
| Louisiana      | 0%        | 0  |
| Maine          | 0%        | 0  |
| Maryland       | 0%        | 0  |
| Massachusetts  | 0%        | 0  |
| Michigan       | 100%      | 18 |
| Minnesota      | 0%        | 0  |
| Mississippi    | 0%        | 0  |
| Missouri       | 0%        | 0  |
| Montana        | 0%        | 0  |
| Nebraska       | 0%        | 0  |
| Nevada         | 0%        | 0  |
| New Hampshire  | 0%        | 0  |
| New Jersey     | 0%        | 0  |
| New Mexico     | 0%        | 0  |

|                |    |    |
|----------------|----|----|
| New York       | 0% | 0  |
| North Carolina | 0% | 0  |
| North Dakota   | 0% | 0  |
| Ohio           | 0% | 0  |
| Oklahoma       | 0% | 0  |
| Oregon         | 0% | 0  |
| Pennsylvania   | 0% | 0  |
| Puerto Rico    | 0% | 0  |
| Rhode Island   | 0% | 0  |
| South Carolina | 0% | 0  |
| South Dakota   | 0% | 0  |
| Tennessee      | 0% | 0  |
| Texas          | 0% | 0  |
| U.S. Territory | 0% | 0  |
| Utah           | 0% | 0  |
| Vermont        | 0% | 0  |
| Virginia       | 0% | 0  |
| Washington     | 0% | 0  |
| Washington, DC | 0% | 0  |
| West Virginia  | 0% | 0  |
| Wisconsin      | 0% | 0  |
| Wyoming        | 0% | 0  |
| TOTAL          |    | 18 |

### Q4 What gender do you identify as?

Answered: 18 Skipped: 0

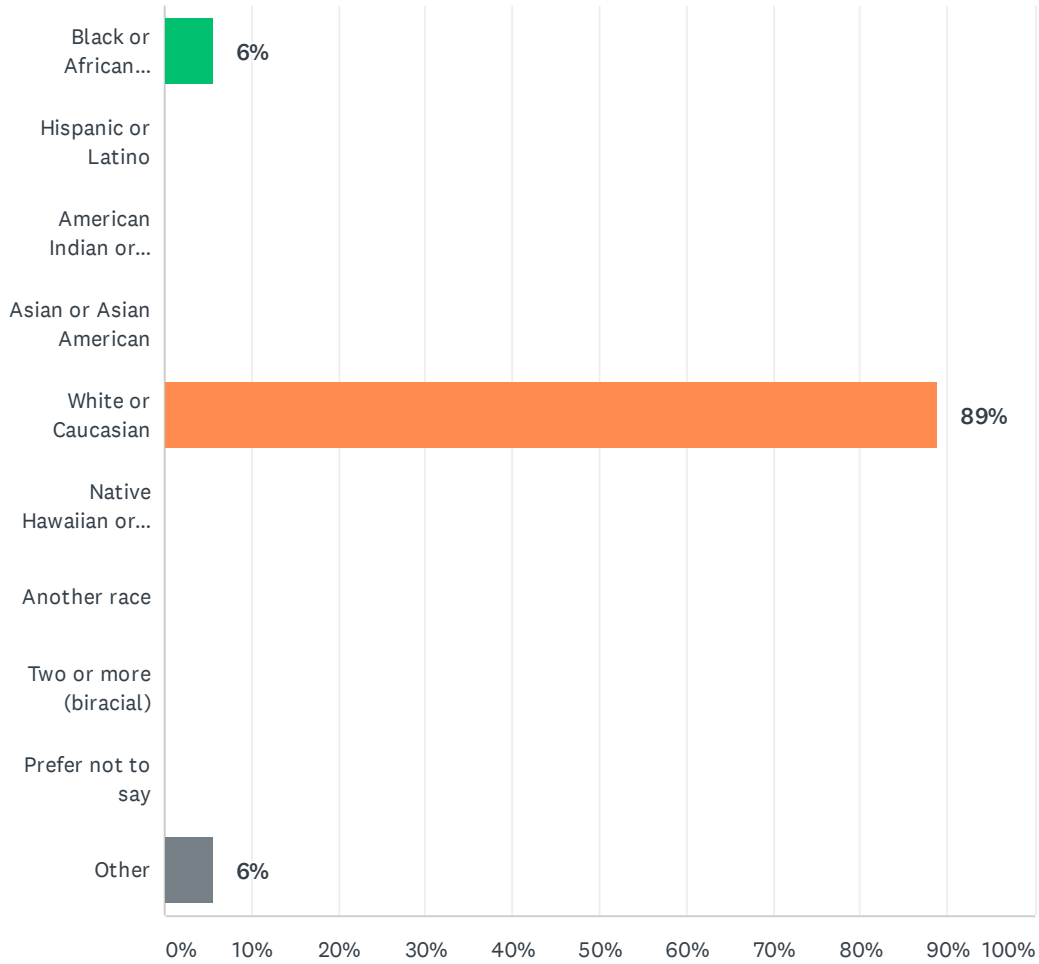


| ANSWER CHOICES       | RESPONSES |           |
|----------------------|-----------|-----------|
| Female               | 83%       | 15        |
| Male                 | 17%       | 3         |
| Non-binary           | 0%        | 0         |
| Prefer not to answer | 0%        | 0         |
| <b>TOTAL</b>         |           | <b>18</b> |



### Q5 Please specify your ethnicity.

Answered: 18 Skipped: 0



| ANSWER CHOICES                            | RESPONSES |           |
|---|-----------|-----------|
| Black or African American                 | 6%        | 1         |
| Hispanic or Latino                        | 0%        | 0         |
| American Indian or Alaska Native          | 0%        | 0         |
| Asian or Asian American                   | 0%        | 0         |
| White or Caucasian                        | 89%       | 16        |
| Native Hawaiian or other Pacific Islander | 0%        | 0         |
| Another race                              | 0%        | 0         |
| Two or more (biracial)                    | 0%        | 0         |
| Prefer not to say                         | 0%        | 0         |
| Other                                     | 6%        | 1         |
| <b>TOTAL</b>                              |           | <b>18</b> |

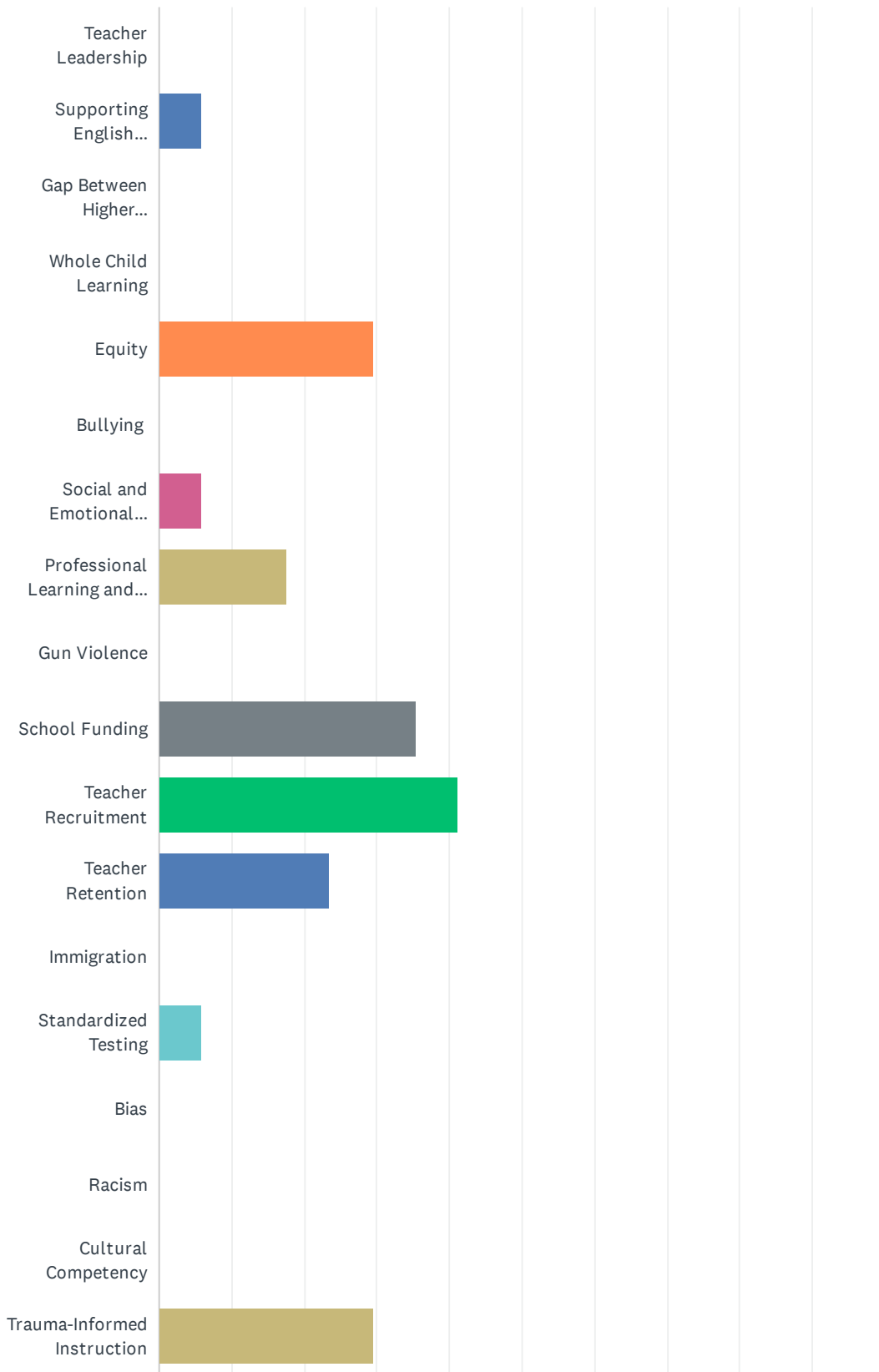
## Q6 Your email address (it will only be used for the purposes of this survey):

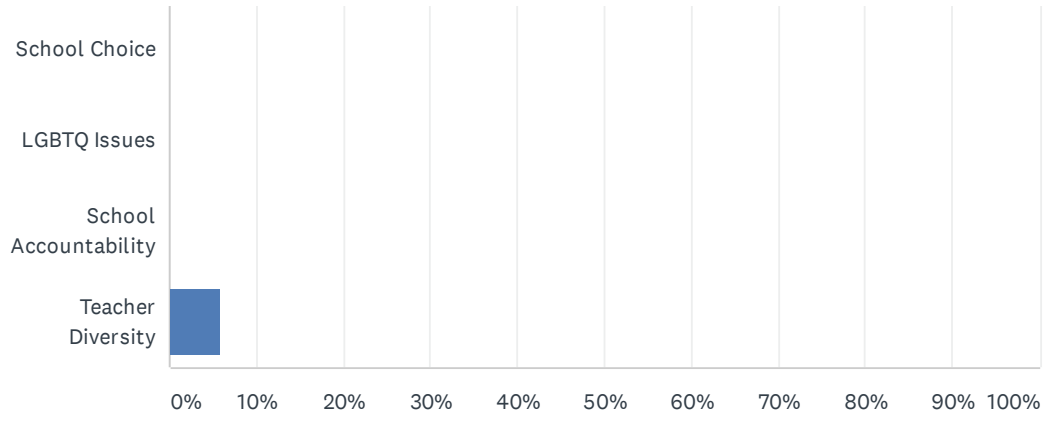
Answered: 18 Skipped: 0

| #  | RESPONSES                           | DATE               |
|----|-------------------------------------|--------------------|
| 1  | Drpepin4@gmail.com                  | 2/10/2020 9:12 PM  |
| 2  | knicol8856@gmail.com                | 2/10/2020 6:47 PM  |
| 3  | Kimberly.kyff@gmail.com             | 2/10/2020 6:31 PM  |
| 4  | linsellja@charter.net               | 2/10/2020 2:06 PM  |
| 5  | Wtenney@lowellschools.com           | 2/10/2020 12:28 PM |
| 6  | lauralynnchang@gmail.com            | 2/10/2020 12:28 PM |
| 7  | kwregglesworth@oacsd.com            | 2/10/2020 11:17 AM |
| 8  | jencro@myfitz.net                   | 2/7/2020 2:32 PM   |
| 9  | jlteisan@gmail.com                  | 2/7/2020 12:42 PM  |
| 10 | gary@abud.me                        | 2/4/2020 1:36 PM   |
| 11 | biglesson@gmail.com                 | 2/1/2020 2:51 PM   |
| 12 | duncanda@kalamazoopublicschools.net | 2/1/2020 10:56 AM  |
| 13 | Kimberly.kyff@gmail.com             | 1/31/2020 8:25 PM  |
| 14 | tracyhorodyski@gmail.com            | 1/31/2020 3:09 PM  |
| 15 | caralougheed@gmail.com              | 1/30/2020 2:25 PM  |
| 16 | melodyarabo@gmail.com               | 1/29/2020 10:28 AM |
| 17 | matingaragatz@gmail.com             | 1/29/2020 9:40 AM  |
| 18 | nflanagan@centurylink.net           | 1/22/2020 8:19 AM  |

# Q7 Please select the top 2 most important issues or practices for teachers and students in your state.

Answered: 17 Skipped: 1





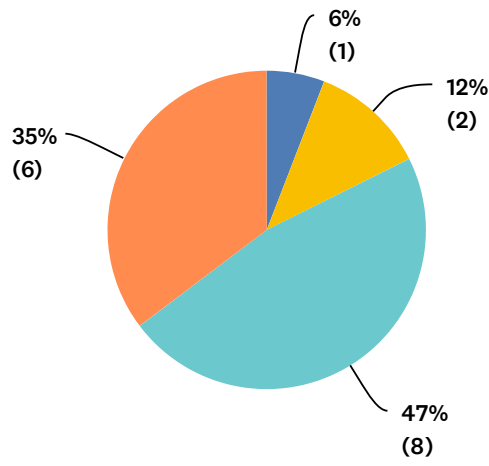
## Q8 What else is important for teachers and students in your state (optional)?

Answered: 9 Skipped: 9

| # | RESPONSES   | DATE               |
|---|---|--------------------|
| 1 | Balancing the emotional needs and academic needs of students that are born drug addicted and those living in crisis                             | 2/10/2020 9:13 PM  |
| 2 | Deeper authentic learning not reflected on standardized tests.  | 2/10/2020 2:08 PM  |
| 3 | Retention and equity between school districts   | 2/10/2020 12:29 PM |
| 4 | school choice standardized testing  | 2/7/2020 12:43 PM  |
| 5 | Teacher retention, school choice, and school funding  | 2/4/2020 1:37 PM   |
| 6 | Equitable funding for low ses districts.  | 2/1/2020 10:58 AM  |
| 7 | Teacher retention would be the 3rd  | 1/29/2020 10:29 AM |
| 8 | Teacher burnout and student mental health issues caused by a confusing focus on mixed signals as well as innovation vs. traditional assessments | 1/29/2020 9:43 AM  |
| 9 | School funding, Racial bias, damage done by charter schools   | 1/22/2020 8:21 AM  |

### Q9 Bias negatively affects student learning in my state.

Answered: 17 Skipped: 1

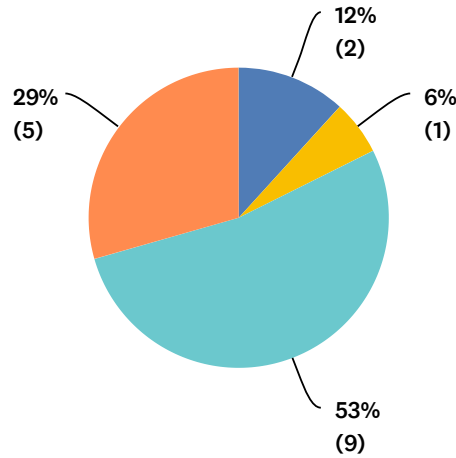


■ Strongly disagree 
 ■ Disagree 
 ■ Neutral 
 ■ Agree 
 ■ Strongly agree

|            | STRONGLY DISAGREE | DISAGREE | NEUTRAL  | AGREE    | STRONGLY AGREE | TOTAL | WEIGHTED AVERAGE |
|------------|-------------------|----------|----------|----------|----------------|-------|------------------|
| (no label) | 0%<br>0           | 6%<br>1  | 12%<br>2 | 47%<br>8 | 35%<br>6       | 17    | 2.12             |

# Q10 A lack of cultural competency negatively affects student learning in my state.

Answered: 17 Skipped: 1

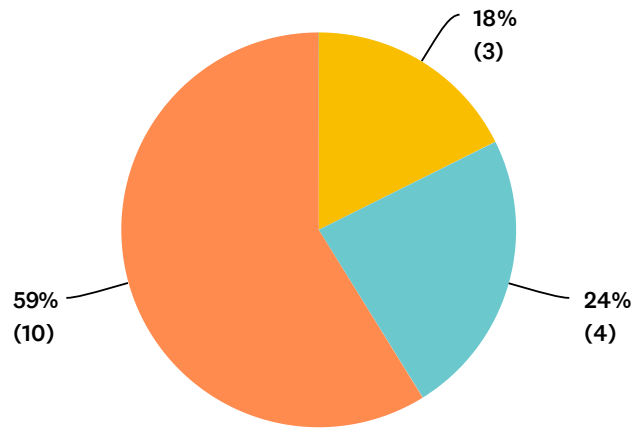


■ Strongly disagree 
 ■ Disagree 
 ■ Neutral 
 ■ Agree 
 ■ Strongly agree

|            | STRONGLY DISAGREE | DISAGREE | NEUTRAL | AGREE    | STRONGLY AGREE | TOTAL | WEIGHTED AVERAGE |
|------------|-------------------|----------|---------|----------|----------------|-------|------------------|
| (no label) | 0%<br>0           | 12%<br>2 | 6%<br>1 | 53%<br>9 | 29%<br>5       | 17    | 2.00             |

# Q11 A lack of teacher leadership negatively affects student learning in my state.

Answered: 17 Skipped: 1



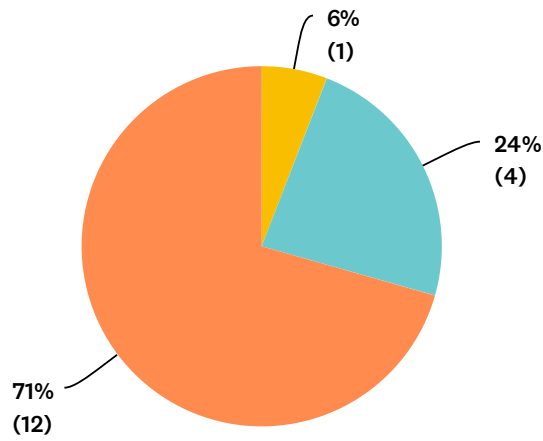
■ Strongly disagree 
 ■ Disagree 
 ■ Neutral 
 ■ Agree 
 ■ Strongly agree

|            | STRONGLY DISAGREE | DISAGREE | NEUTRAL  | AGREE    | STRONGLY AGREE | TOTAL | WEIGHTED AVERAGE |
|------------|-------------------|----------|----------|----------|----------------|-------|------------------|
| (no label) | 0%<br>0           | 0%<br>0  | 18%<br>3 | 24%<br>4 | 59%<br>10      | 17    | 2.41             |



### Q12 A lack of equity negatively affects student learning in my state.

Answered: 17 Skipped: 1

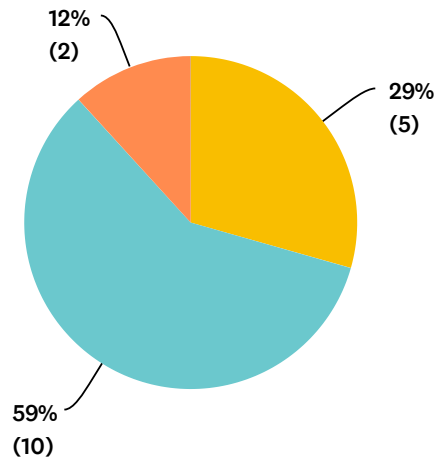


■ Strongly disagree 
 ■ Disagree 
 ■ Neutral 
 ■ Agree 
 ■ Strongly agree

|            | STRONGLY DISAGREE | DISAGREE | NEUTRAL | AGREE    | STRONGLY AGREE | TOTAL | WEIGHTED AVERAGE |
|------------|-------------------|----------|---------|----------|----------------|-------|------------------|
| (no label) | 0%<br>0           | 0%<br>0  | 6%<br>1 | 24%<br>4 | 71%<br>12      | 17    | 2.65             |

### Q13 The gap between Pk12 and higher education negatively affects student learning in my state.

Answered: 17 Skipped: 1

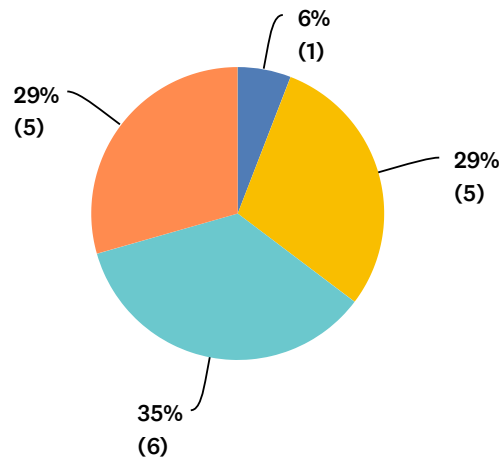


■ Strongly disagree 
 ■ Disagree 
 ■ Neutral 
 ■ Agree 
 ■ Strongly agree

|            | STRONGLY DISAGREE | DISAGREE | NEUTRAL  | AGREE     | STRONGLY AGREE | TOTAL | WEIGHTED AVERAGE |
|------------|-------------------|----------|----------|-----------|----------------|-------|------------------|
| (no label) | 0%<br>0           | 0%<br>0  | 29%<br>5 | 59%<br>10 | 12%<br>2       | 17    | 1.82             |

# Q14 School accountability negatively affects student learning in my state.

Answered: 17 Skipped: 1

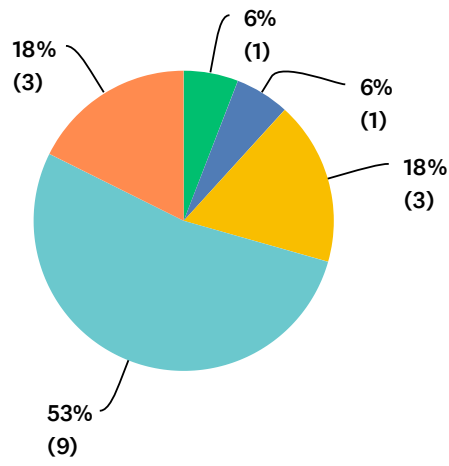


■ Strongly disagree 
 ■ Disagree 
 ■ Neutral 
 ■ Agree 
 ■ Strongly agree

|            | STRONGLY DISAGREE | DISAGREE | NEUTRAL  | AGREE    | STRONGLY AGREE | TOTAL | WEIGHTED AVERAGE |
|------------|-------------------|----------|----------|----------|----------------|-------|------------------|
| (no label) | 0%<br>0           | 6%<br>1  | 29%<br>5 | 35%<br>6 | 29%<br>5       | 17    | 1.88             |

# Q15 Gun violence negatively affects student learning in my state.

Answered: 17 Skipped: 1

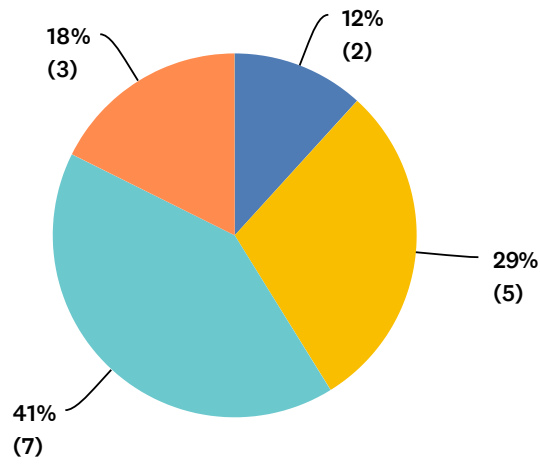


■ Strongly disagree 
 ■ Disagree 
 ■ Neutral 
 ■ Agree 
 ■ Strongly agree

|            | STRONGLY DISAGREE | DISAGREE | NEUTRAL  | AGREE    | STRONGLY AGREE | TOTAL | WEIGHTED AVERAGE |
|------------|-------------------|----------|----------|----------|----------------|-------|------------------|
| (no label) | 6%<br>1           | 6%<br>1  | 18%<br>3 | 53%<br>9 | 18%<br>3       | 17    | 1.76             |

# Q16 Immigration negatively affects student learning in my state.

Answered: 17 Skipped: 1

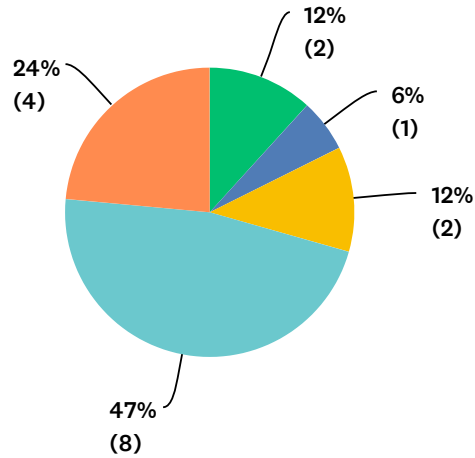


■ Strongly disagree 
 ■ Disagree 
 ■ Neutral 
 ■ Agree 
 ■ Strongly agree

|            | STRONGLY DISAGREE | DISAGREE | NEUTRAL  | AGREE    | STRONGLY AGREE | TOTAL | WEIGHTED AVERAGE |
|------------|-------------------|----------|----------|----------|----------------|-------|------------------|
| (no label) | 0%<br>0           | 12%<br>2 | 29%<br>5 | 41%<br>7 | 18%<br>3       | 17    | 1.65             |

# Q17 Bias against LGBTQ students negatively affects student learning in my state.

Answered: 17 Skipped: 1

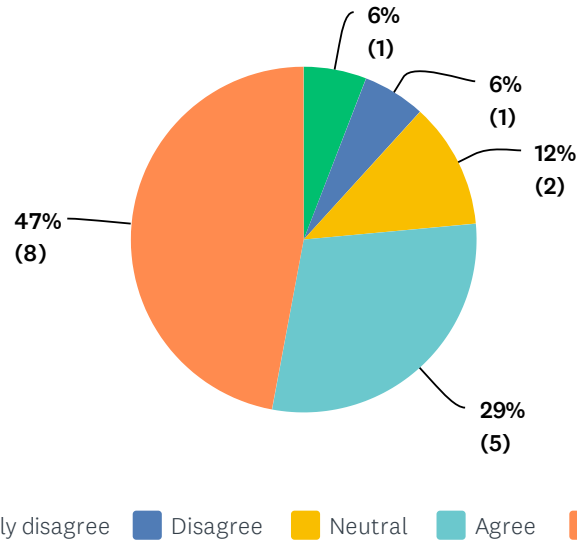


■ Strongly disagree 
 ■ Disagree 
 ■ Neutral 
 ■ Agree 
 ■ Strongly agree

|            | STRONGLY DISAGREE | DISAGREE | NEUTRAL  | AGREE    | STRONGLY AGREE | TOTAL | WEIGHTED AVERAGE |
|------------|-------------------|----------|----------|----------|----------------|-------|------------------|
| (no label) | 12%<br>2          | 6%<br>1  | 12%<br>2 | 47%<br>8 | 24%<br>4       | 17    | 1.76             |

# Q18 A lack of effective professional learning and development negatively affects student learning in my state.

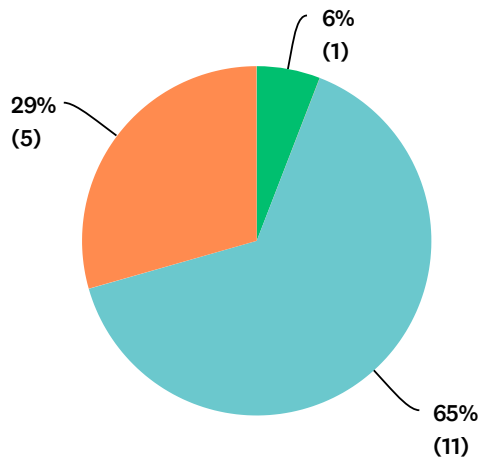
Answered: 17 Skipped: 1



|            | STRONGLY DISAGREE | DISAGREE | NEUTRAL  | AGREE    | STRONGLY AGREE | TOTAL | WEIGHTED AVERAGE |
|------------|-------------------|----------|----------|----------|----------------|-------|------------------|
| (no label) | 6%<br>1           | 6%<br>1  | 12%<br>2 | 29%<br>5 | 47%<br>8       | 17    | 2.12             |

### Q19 Racism negatively affects student learning in my state.

Answered: 17 Skipped: 1



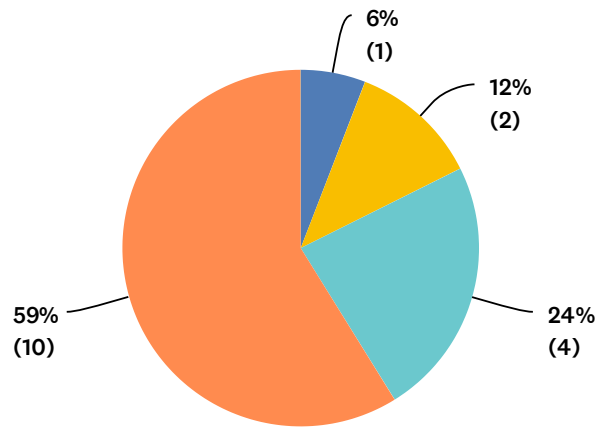
■ Strongly disagree 
 ■ Disagree 
 ■ Neutral 
 ■ Agree 
 ■ Strongly agree

|            | STRONGLY DISAGREE | DISAGREE | NEUTRAL | AGREE     | STRONGLY AGREE | TOTAL | WEIGHTED AVERAGE |
|------------|-------------------|----------|---------|-----------|----------------|-------|------------------|
| (no label) | 6%<br>1           | 0%<br>0  | 0%<br>0 | 65%<br>11 | 29%<br>5       | 17    | 2.18             |



# Q20 School choice negatively affects student learning in my state.

Answered: 17 Skipped: 1

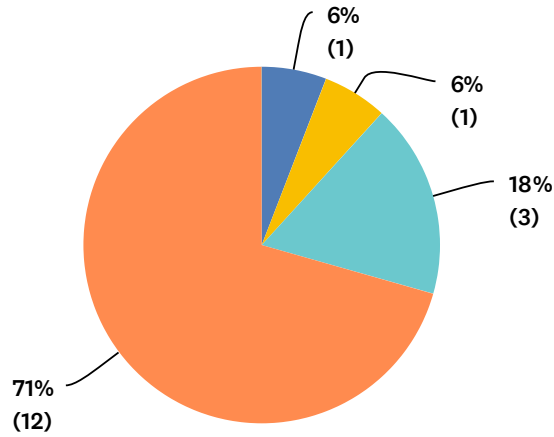


■ Strongly disagree 
 ■ Disagree 
 ■ Neutral 
 ■ Agree 
 ■ Strongly agree

|            | STRONGLY DISAGREE | DISAGREE | NEUTRAL  | AGREE    | STRONGLY AGREE | TOTAL | WEIGHTED AVERAGE |
|------------|-------------------|----------|----------|----------|----------------|-------|------------------|
| (no label) | 0%<br>0           | 6%<br>1  | 12%<br>2 | 24%<br>4 | 59%<br>10      | 17    | 2.35             |

# Q21 Disparities in school funding negatively affect student learning in my state.

Answered: 17 Skipped: 1

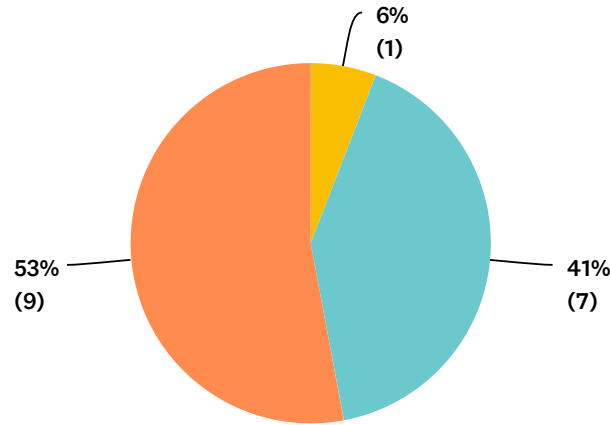


■ Strongly disagree 
 ■ Disagree 
 ■ Neutral 
 ■ Agree 
 ■ Strongly agree

|            | STRONGLY DISAGREE | DISAGREE | NEUTRAL | AGREE    | STRONGLY AGREE | TOTAL | WEIGHTED AVERAGE |
|------------|-------------------|----------|---------|----------|----------------|-------|------------------|
| (no label) | 0%<br>0           | 6%<br>1  | 6%<br>1 | 18%<br>3 | 71%<br>12      | 17    | 2.53             |

## Q22 A lack of social and emotional learning negatively affects student learning in my state.

Answered: 17 Skipped: 1

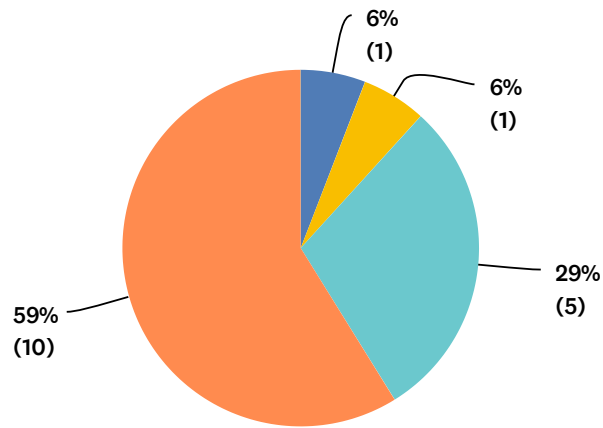


■ Strongly disagree 
 ■ Disagree 
 ■ Neutral 
 ■ Agree 
 ■ Strongly agree

|            | STRONGLY DISAGREE | DISAGREE | NEUTRAL | AGREE    | STRONGLY AGREE | TOTAL | WEIGHTED AVERAGE |
|------------|-------------------|----------|---------|----------|----------------|-------|------------------|
| (no label) | 0%<br>0           | 0%<br>0  | 6%<br>1 | 41%<br>7 | 53%<br>9       | 17    | 2.47             |

# Q23 Standardized testing negatively affects student learning in my state.

Answered: 17 Skipped: 1

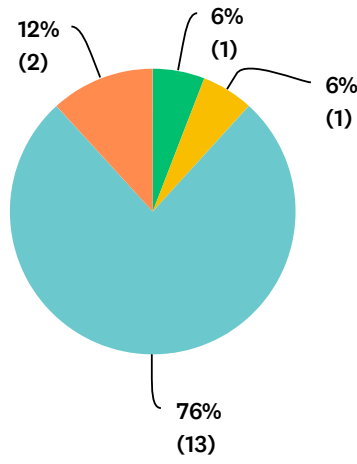


■ Strongly disagree 
 ■ Disagree 
 ■ Neutral 
 ■ Agree 
 ■ Strongly agree

|            | STRONGLY DISAGREE | DISAGREE | NEUTRAL | AGREE    | STRONGLY AGREE | TOTAL | WEIGHTED AVERAGE |
|------------|-------------------|----------|---------|----------|----------------|-------|------------------|
| (no label) | 0%<br>0           | 6%<br>1  | 6%<br>1 | 29%<br>5 | 59%<br>10      | 17    | 2.41             |

## Q24 Student bullying negatively affects student learning in my state.

Answered: 17 Skipped: 1

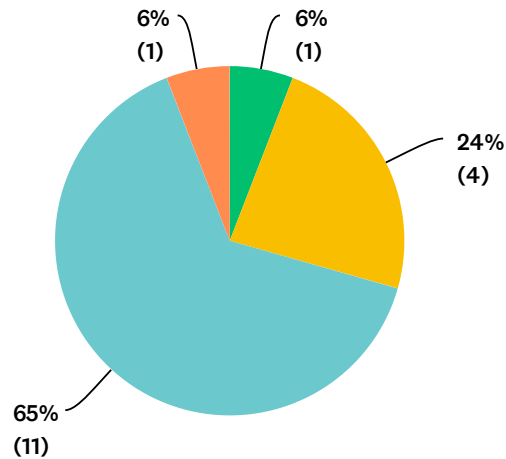


■ Strongly disagree 
 ■ Disagree 
 ■ Neutral 
 ■ Agree 
 ■ Strongly agree

|            | STRONGLY DISAGREE | DISAGREE | NEUTRAL | AGREE     | STRONGLY AGREE | TOTAL | WEIGHTED AVERAGE |
|------------|-------------------|----------|---------|-----------|----------------|-------|------------------|
| (no label) | 6%<br>1           | 0%<br>0  | 6%<br>1 | 76%<br>13 | 12%<br>2       | 17    | 1.94             |

## Q25 A lack of supports for English Language Learners negatively affects student learning in my state.

Answered: 17 Skipped: 1

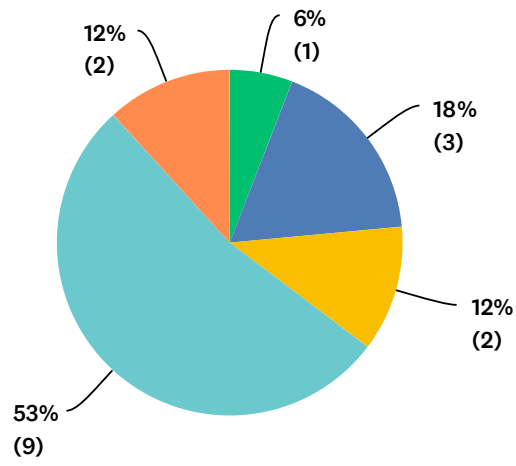


■ Strongly disagree 
 ■ Disagree 
 ■ Neutral 
 ■ Agree 
 ■ Strongly agree

|            | STRONGLY DISAGREE | DISAGREE | NEUTRAL  | AGREE     | STRONGLY AGREE | TOTAL | WEIGHTED AVERAGE |
|------------|-------------------|----------|----------|-----------|----------------|-------|------------------|
| (no label) | 6%<br>1           | 0%<br>0  | 24%<br>4 | 65%<br>11 | 6%<br>1        | 17    | 1.71             |

## Q26 Teacher bullying negatively affects student learning in my state.

Answered: 17 Skipped: 1

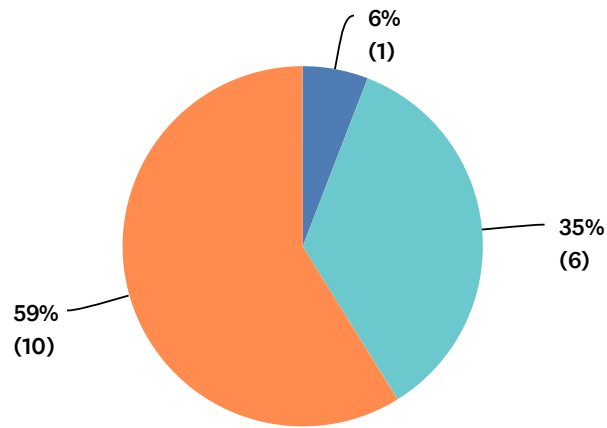


■ Strongly disagree 
 ■ Disagree 
 ■ Neutral 
 ■ Agree 
 ■ Strongly agree

|            | STRONGLY DISAGREE | DISAGREE | NEUTRAL  | AGREE    | STRONGLY AGREE | TOTAL | WEIGHTED AVERAGE |
|------------|-------------------|----------|----------|----------|----------------|-------|------------------|
| (no label) | 6%<br>1           | 18%<br>3 | 12%<br>2 | 53%<br>9 | 12%<br>2       | 17    | 1.53             |

## Q27 Teacher recruitment negatively affects student learning in my state.

Answered: 17 Skipped: 1



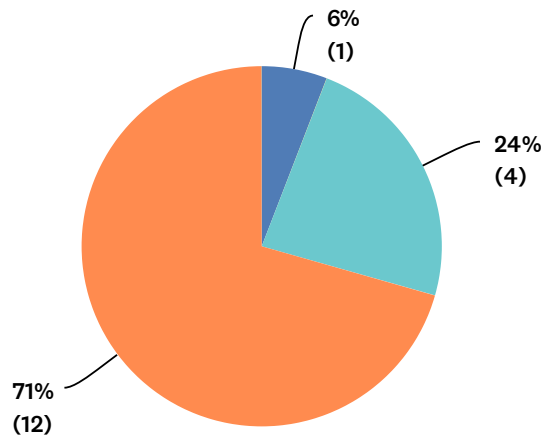
■ Strongly disagree 
 ■ Disagree 
 ■ Neutral 
 ■ Agree 
 ■ Strongly agree

|            | STRONGLY DISAGREE | DISAGREE | NEUTRAL | AGREE    | STRONGLY AGREE | TOTAL | WEIGHTED AVERAGE |
|------------|-------------------|----------|---------|----------|----------------|-------|------------------|
| (no label) | 0%<br>0           | 6%<br>1  | 0%<br>0 | 35%<br>6 | 59%<br>10      | 17    | 2.47             |



# Q28 Teacher retention negatively affects student learning in my state.

Answered: 17 Skipped: 1

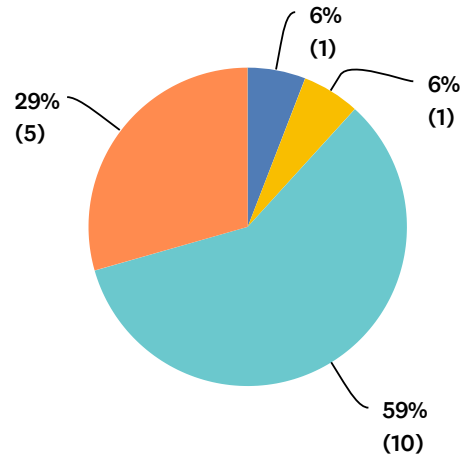


■ Strongly disagree 
 ■ Disagree 
 ■ Neutral 
 ■ Agree 
 ■ Strongly agree

|            | STRONGLY DISAGREE | DISAGREE | NEUTRAL | AGREE    | STRONGLY AGREE | TOTAL | WEIGHTED AVERAGE |
|------------|-------------------|----------|---------|----------|----------------|-------|------------------|
| (no label) | 0%<br>0           | 6%<br>1  | 0%<br>0 | 24%<br>4 | 71%<br>12      | 17    | 2.59             |

## Q29 A lack of trauma-informed instruction negatively affects student learning in my state.

Answered: 17 Skipped: 1

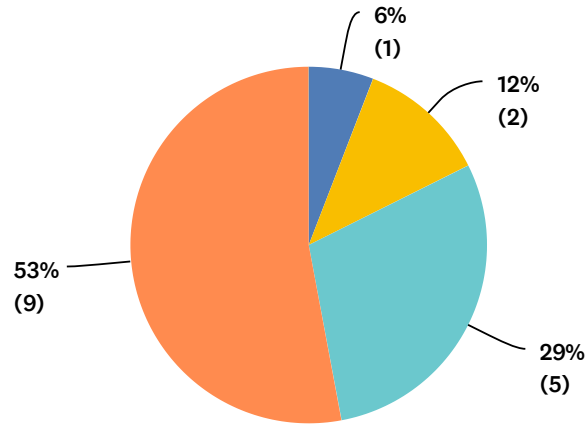


■ Strongly disagree 
 ■ Disagree 
 ■ Neutral 
 ■ Agree 
 ■ Strongly agree

|            | STRONGLY DISAGREE | DISAGREE | NEUTRAL | AGREE     | STRONGLY AGREE | TOTAL | WEIGHTED AVERAGE |
|------------|-------------------|----------|---------|-----------|----------------|-------|------------------|
| (no label) | 0%<br>0           | 6%<br>1  | 6%<br>1 | 59%<br>10 | 29%<br>5       | 17    | 2.12             |

### Q30 A lack of teacher diversity negatively affects student learning in my state.

Answered: 17 Skipped: 1



■ Strongly disagree 
 ■ Disagree 
 ■ Neutral 
 ■ Agree 
 ■ Strongly agree

|            | STRONGLY DISAGREE | DISAGREE | NEUTRAL  | AGREE    | STRONGLY AGREE | TOTAL | WEIGHTED AVERAGE |
|------------|-------------------|----------|----------|----------|----------------|-------|------------------|
| (no label) | 0%<br>0           | 6%<br>1  | 12%<br>2 | 29%<br>5 | 53%<br>9       | 17    | 2.29             |

## Q31 Feedback (optional):

Answered: 3 Skipped: 15

| # | RESPONSES   | DATE              |
|---|---|-------------------|
| 1 | The immigration question above is ambiguous. I welcome all immigrants, parents and students. It is the job of public schools to meet student needs as they present themselves. Immigration is not the issue. Discrimination against immigrants is.  | 2/10/2020 2:14 PM |
| 2 | The question: "16. Immigration negatively affects student learning in my state." is hard to respond to, because it's unclear if you're saying that the immigration itself is what has the effect or if 'responding to immigration' is negatively affecting learning in my state.  | 2/4/2020 1:41 PM  |
| 3 | Poorly paid teachers negatively affects student learning in my state (STRONGLY AGREE). The role of "Teacher Leader" has tragically evolved into a more-work-for-same-pay position and contributed to competent teacher burnout and brain drain (flight). People listen to lawyers because they make money, people listen to doctors because they make money, people listen to the entrepreneurs THAT make money....Lack of socially respectable pay delegitimizes our efforts even to our students. | 1/29/2020 9:51 AM |