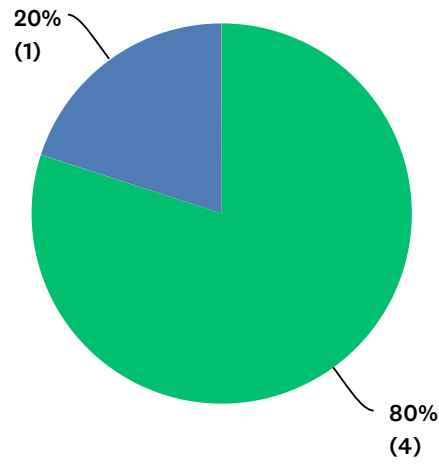


# Q1 Are you a state teacher of the year or a finalist?

Answered: 5 Skipped: 0



■ State teacher of the year 
 ■ Finalist 
 ■ Other (please specify)

ANSWER CHOICES	RESPONSES	
State teacher of the year	80%	4
Finalist	20%	1
Other (please specify)	0%	0
<b>TOTAL</b>		<b>5</b>

#	OTHER (PLEASE SPECIFY)	DATE
	There are no responses.	

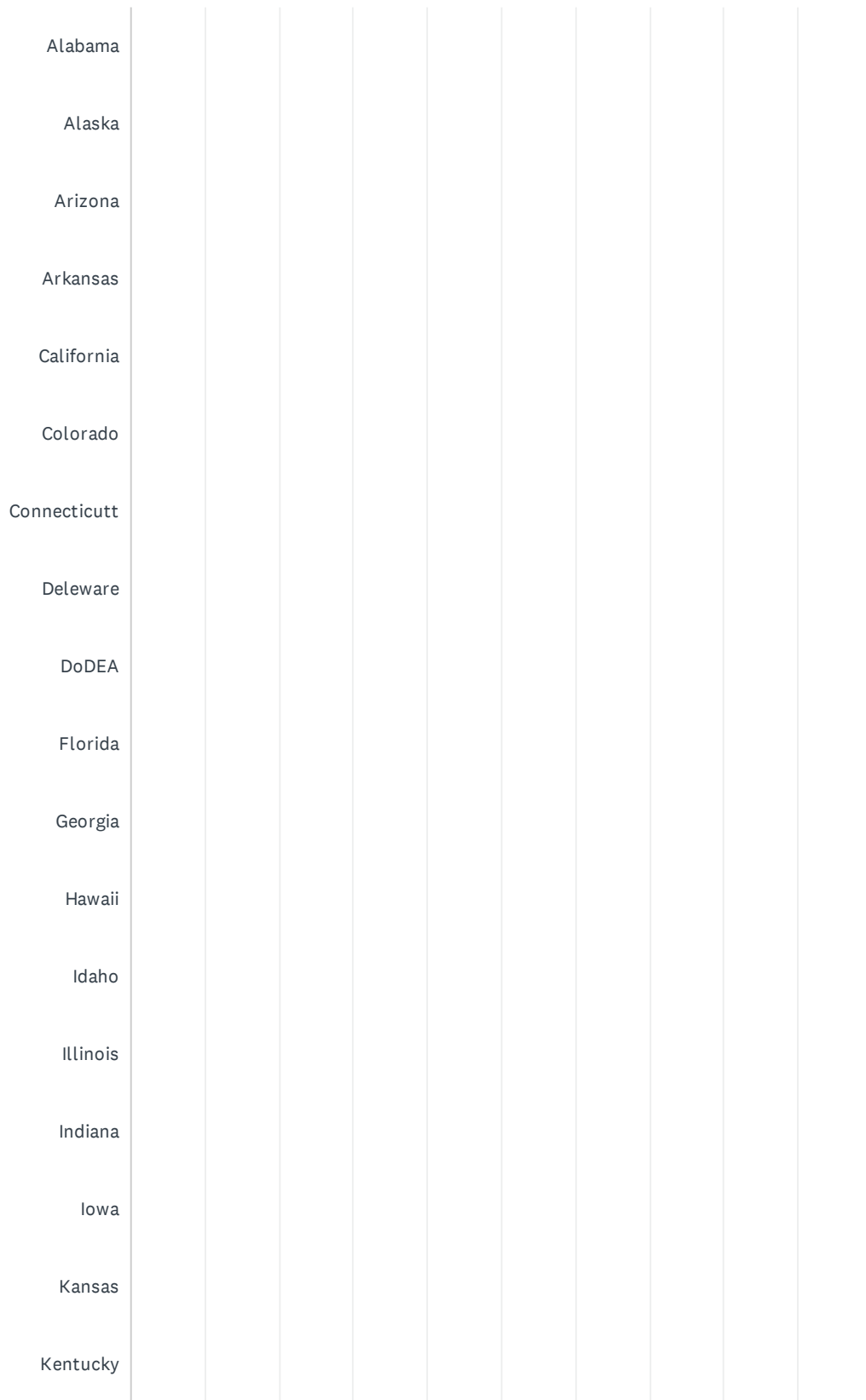
## Q2 In what year?

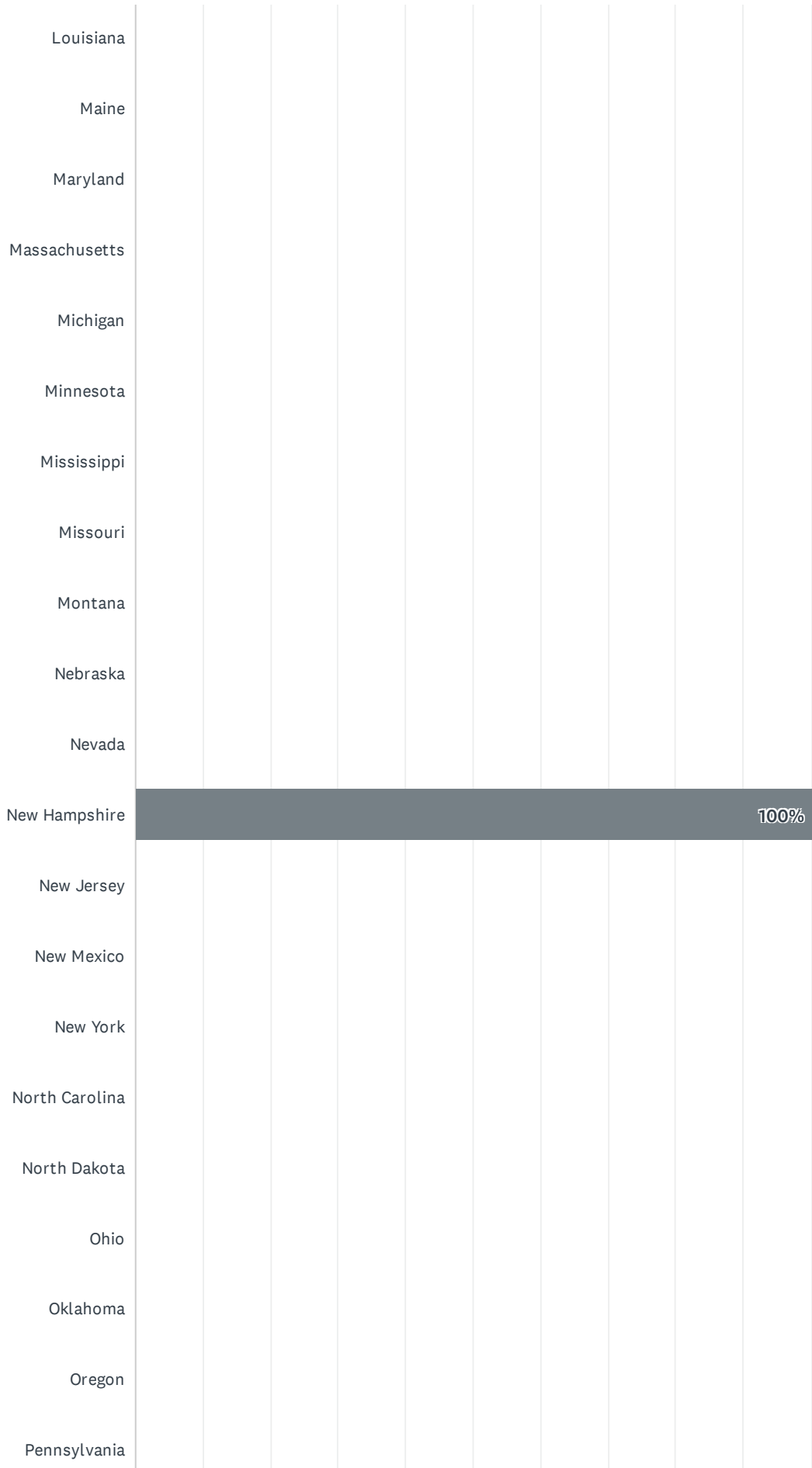
Answered: 5 Skipped: 0

#	RESPONSES	DATE
1	2013	2/1/2020 8:16 PM
2	2020	1/30/2020 3:01 PM
3	2018	1/28/2020 1:39 PM
4	2011	1/15/2020 6:45 AM
5	2018	1/15/2020 6:42 AM

### Q3 In which state were you recognized as a state teacher of the year or finalist?

Answered: 5 Skipped: 0





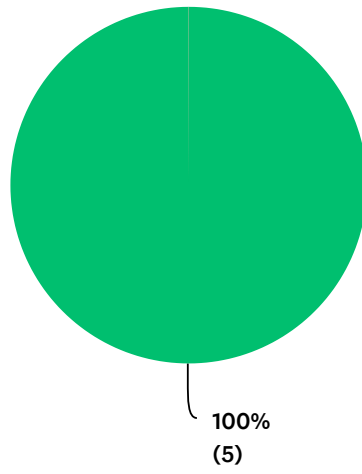


ANSWER CHOICES	RESPONSES	
Alabama	0%	0
Alaska	0%	0
Arizona	0%	0
Arkansas	0%	0
California	0%	0
Colorado	0%	0
Connecticut	0%	0
Deleware	0%	0
DoDEA	0%	0
Florida	0%	0
Georgia	0%	0
Hawaii	0%	0
Idaho	0%	0
Illinois	0%	0
Indiana	0%	0
Iowa	0%	0
Kansas	0%	0
Kentucky	0%	0
Louisiana	0%	0
Maine	0%	0
Maryland	0%	0
Massachusetts	0%	0
Michigan	0%	0
Minnesota	0%	0
Mississippi	0%	0
Missouri	0%	0
Montana	0%	0
Nebraska	0%	0
Nevada	0%	0
New Hampshire	100%	5
New Jersey	0%	0
New Mexico	0%	0

New York	0%	0
North Carolina	0%	0
North Dakota	0%	0
Ohio	0%	0
Oklahoma	0%	0
Oregon	0%	0
Pennsylvania	0%	0
Puerto Rico	0%	0
Rhode Island	0%	0
South Carolina	0%	0
South Dakota	0%	0
Tennessee	0%	0
Texas	0%	0
U.S. Territory	0%	0
Utah	0%	0
Vermont	0%	0
Virginia	0%	0
Washington	0%	0
Washington, DC	0%	0
West Virginia	0%	0
Wisconsin	0%	0
Wyoming	0%	0
TOTAL		5

### Q4 What gender do you identify as?

Answered: 5 Skipped: 0



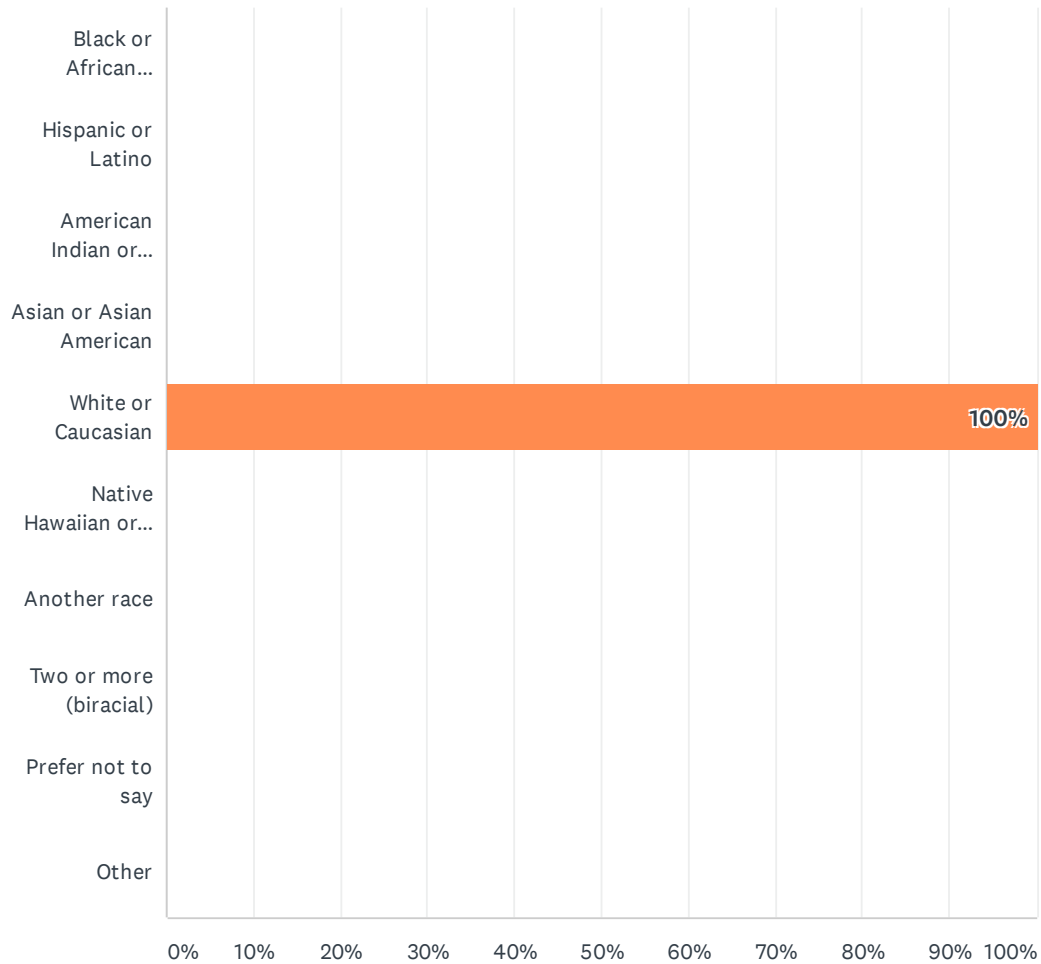
Female Male Non-binary Prefer not to answer

ANSWER CHOICES	RESPONSES	
Female	100%	5
Male	0%	0
Non-binary	0%	0
Prefer not to answer	0%	0
TOTAL		5



### Q5 Please specify your ethnicity.

Answered: 5 Skipped: 0



ANSWER CHOICES	RESPONSES	
Black or African American	0%	0
Hispanic or Latino	0%	0
American Indian or Alaska Native	0%	0
Asian or Asian American	0%	0
White or Caucasian	100%	5
Native Hawaiian or other Pacific Islander	0%	0
Another race	0%	0
Two or more (biracial)	0%	0
Prefer not to say	0%	0
Other	0%	0
<b>TOTAL</b>		<b>5</b>

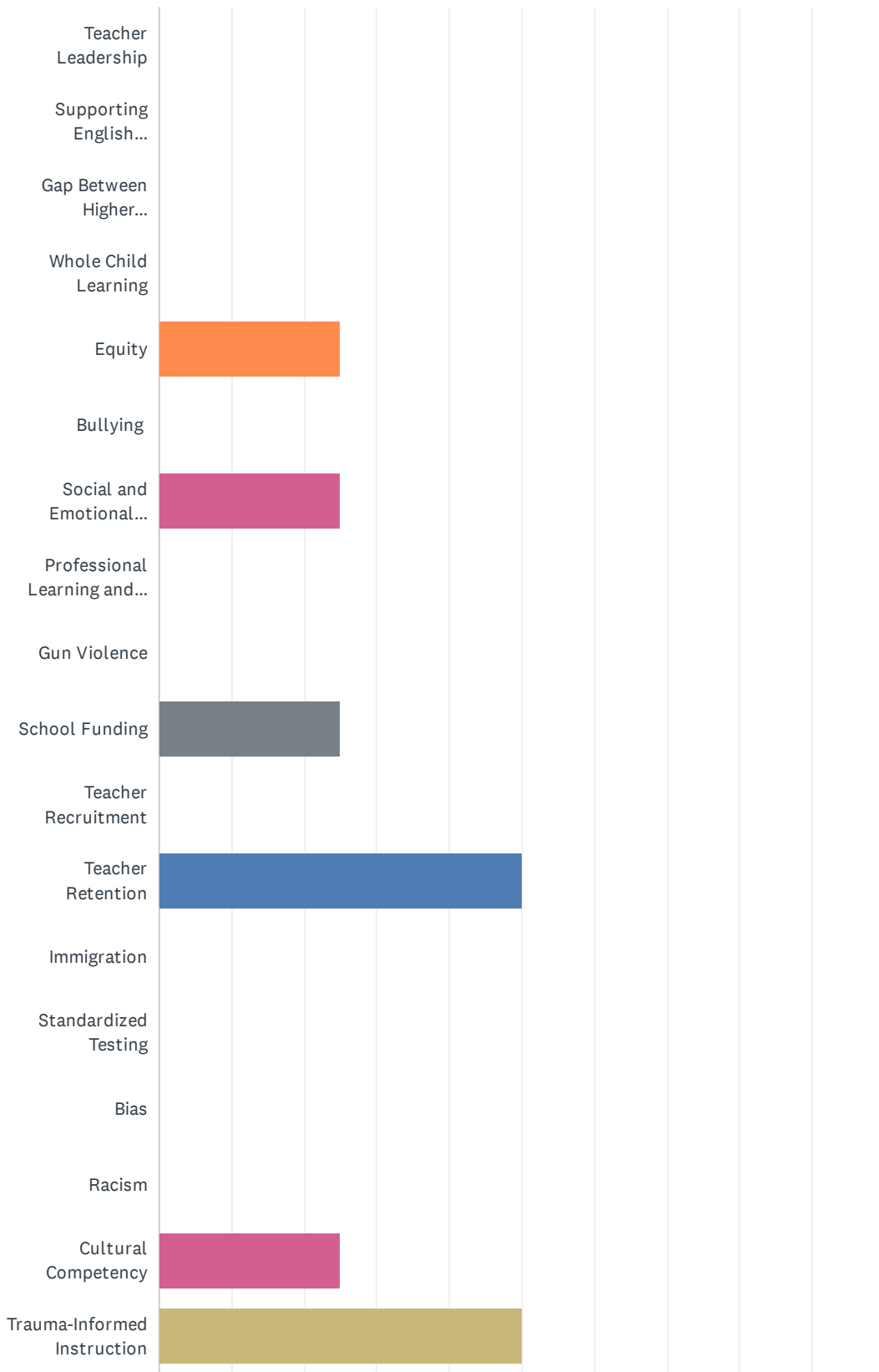
## Q6 Your email address (it will only be used for the purposes of this survey):

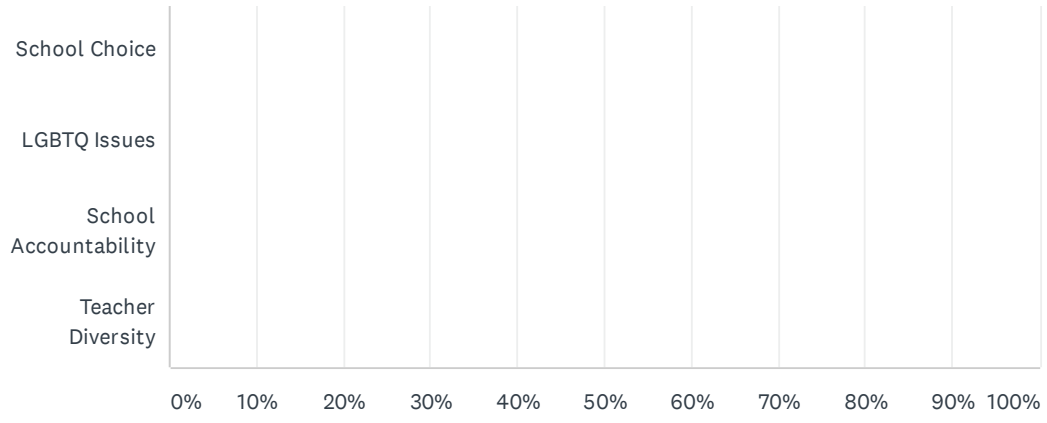
Answered: 5 Skipped: 0

#	RESPONSES	DATE
1	p_horan@sau9.org	2/1/2020 8:16 PM
2	Kimpiper89@gmail.com	1/30/2020 3:01 PM
3	heidicrumrine@gmail.com	1/28/2020 1:39 PM
4	angiecmiller74@gmail.com	1/15/2020 6:45 AM
5	Heidicrumrine@gmail.com	1/15/2020 6:42 AM

# Q7 Please select the top 2 most important issues or practices for teachers and students in your state.

Answered: 4 Skipped: 1





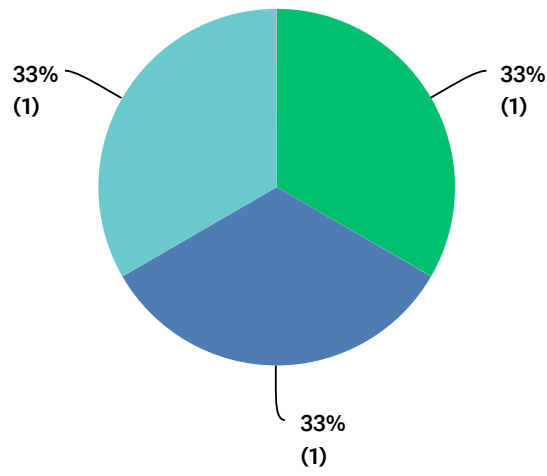
## Q8 What else is important for teachers and students in your state (optional)?

Answered: 2 Skipped: 3

#	RESPONSES	DATE
1	Funding is a perennial concern in NH.	1/30/2020 3:13 PM
2	School funding; life balance; mental health; addiction issues and the fallout from it.	1/15/2020 6:46 AM

### Q9 Bias negatively affects student learning in my state.

Answered: 3 Skipped: 2

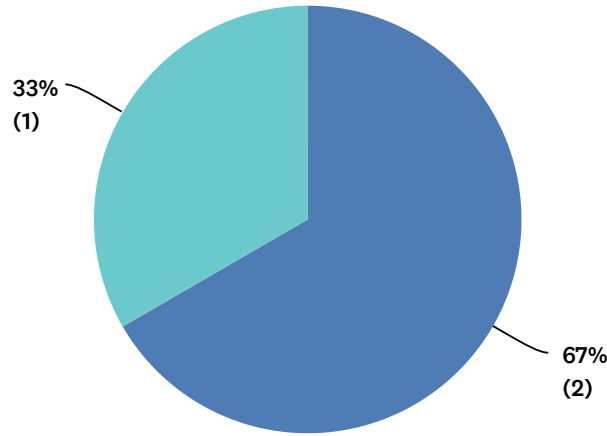


■ Strongly disagree 
 ■ Disagree 
 ■ Neutral 
 ■ Agree 
 ■ Strongly agree

	STRONGLY DISAGREE	DISAGREE	NEUTRAL	AGREE	STRONGLY AGREE	TOTAL	WEIGHTED AVERAGE
(no label)	33% 1	33% 1	0% 0	33% 1	0% 0	3	0.67

# Q10 A lack of cultural competency negatively affects student learning in my state.

Answered: 3 Skipped: 2

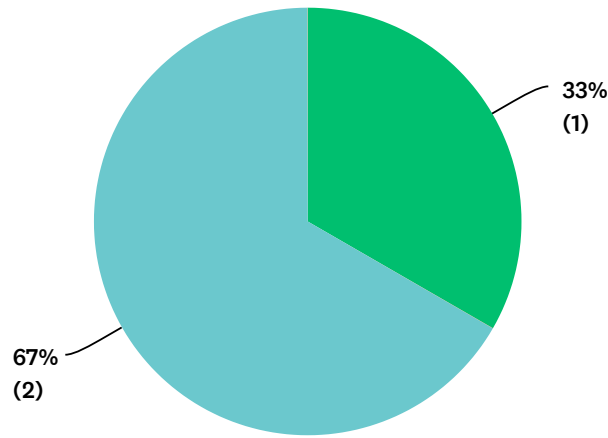


■ Strongly disagree 
 ■ Disagree 
 ■ Neutral 
 ■ Agree 
 ■ Strongly agree

	STRONGLY DISAGREE	DISAGREE	NEUTRAL	AGREE	STRONGLY AGREE	TOTAL	WEIGHTED AVERAGE
(no label)	0% 0	67% 2	0% 0	33% 1	0% 0	3	0.67

# Q11 A lack of teacher leadership negatively affects student learning in my state.

Answered: 3 Skipped: 2



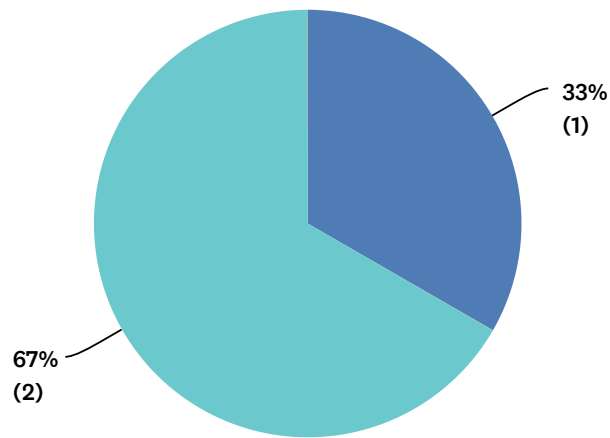
■ Strongly disagree 
 ■ Disagree 
 ■ Neutral 
 ■ Agree 
 ■ Strongly agree

	STRONGLY DISAGREE	DISAGREE	NEUTRAL	AGREE	STRONGLY AGREE	TOTAL	WEIGHTED AVERAGE
(no label)	33% 1	0% 0	0% 0	67% 2	0% 0	3	1.33



### Q12 A lack of equity negatively affects student learning in my state.

Answered: 3 Skipped: 2

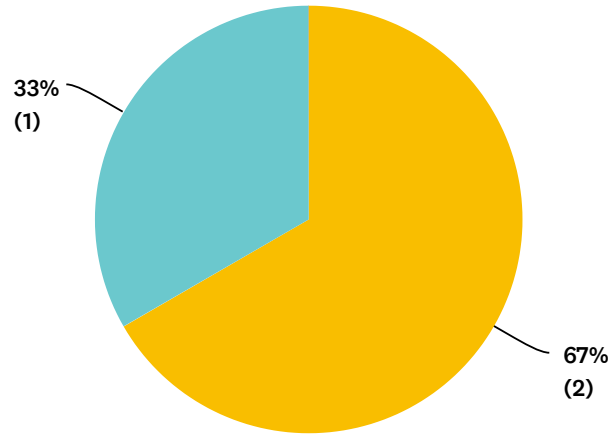


■ Strongly disagree 
 ■ Disagree 
 ■ Neutral 
 ■ Agree 
 ■ Strongly agree

	STRONGLY DISAGREE	DISAGREE	NEUTRAL	AGREE	STRONGLY AGREE	TOTAL	WEIGHTED AVERAGE
(no label)	0% 0	33% 1	0% 0	67% 2	0% 0	3	1.33

### Q13 The gap between Pk12 and higher education negatively affects student learning in my state.

Answered: 3 Skipped: 2

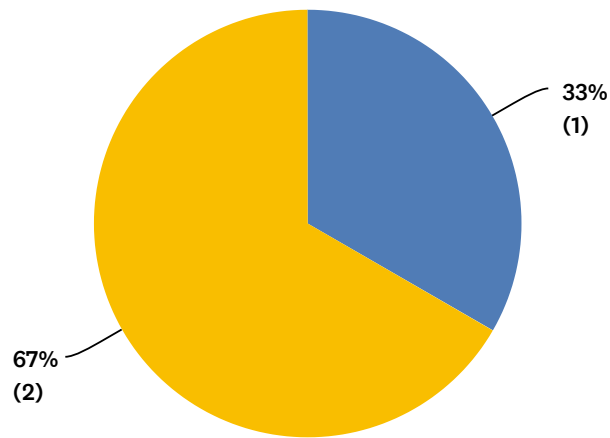


■ Strongly disagree 
 ■ Disagree 
 ■ Neutral 
 ■ Agree 
 ■ Strongly agree

	STRONGLY DISAGREE	DISAGREE	NEUTRAL	AGREE	STRONGLY AGREE	TOTAL	WEIGHTED AVERAGE
(no label)	0% 0	0% 0	67% 2	33% 1	0% 0	3	1.33

### Q14 School accountability negatively affects student learning in my state.

Answered: 3 Skipped: 2

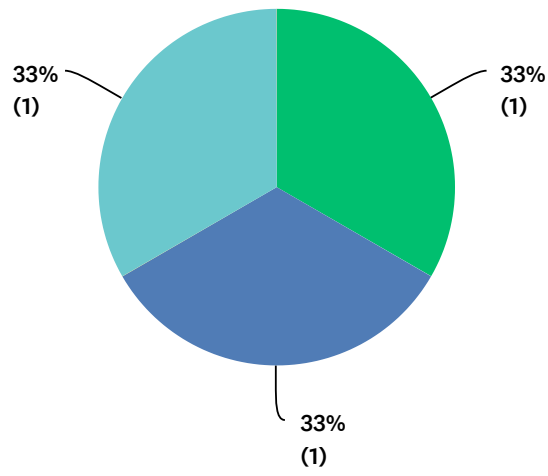


■ Strongly disagree 
 ■ Disagree 
 ■ Neutral 
 ■ Agree 
 ■ Strongly agree

	STRONGLY DISAGREE	DISAGREE	NEUTRAL	AGREE	STRONGLY AGREE	TOTAL	WEIGHTED AVERAGE
(no label)	0% 0	33% 1	67% 2	0% 0	0% 0	3	0.67

# Q15 Gun violence negatively affects student learning in my state.

Answered: 3 Skipped: 2

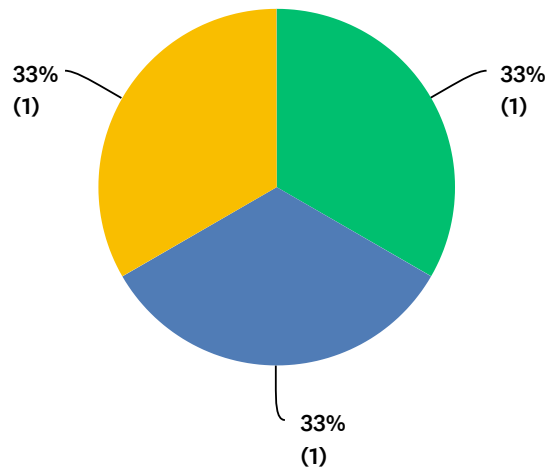


■ Strongly disagree 
 ■ Disagree 
 ■ Neutral 
 ■ Agree 
 ■ Strongly agree

	STRONGLY DISAGREE	DISAGREE	NEUTRAL	AGREE	STRONGLY AGREE	TOTAL	WEIGHTED AVERAGE
(no label)	33% 1	33% 1	0% 0	33% 1	0% 0	3	0.67

### Q16 Immigration negatively affects student learning in my state.

Answered: 3 Skipped: 2

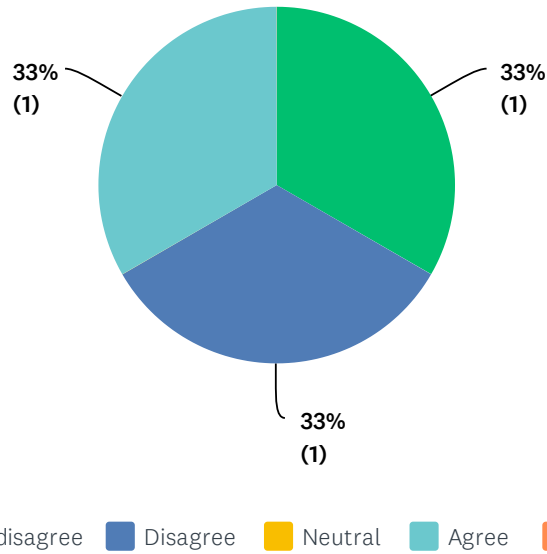


■ Strongly disagree 
 ■ Disagree 
 ■ Neutral 
 ■ Agree 
 ■ Strongly agree

	STRONGLY DISAGREE	DISAGREE	NEUTRAL	AGREE	STRONGLY AGREE	TOTAL	WEIGHTED AVERAGE
(no label)	33% 1	33% 1	33% 1	0% 0	0% 0	3	0.33

# Q17 Bias against LGBTQ students negatively affects student learning in my state.

Answered: 3 Skipped: 2

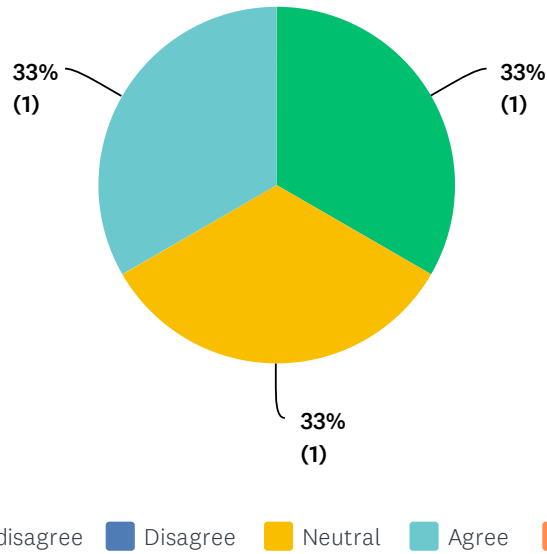


■ Strongly disagree 
 ■ Disagree 
 ■ Neutral 
 ■ Agree 
 ■ Strongly agree

	STRONGLY DISAGREE	DISAGREE	NEUTRAL	AGREE	STRONGLY AGREE	TOTAL	WEIGHTED AVERAGE
(no label)	33% 1	33% 1	0% 0	33% 1	0% 0	3	0.67

### Q18 A lack of effective professional learning and development negatively affects student learning in my state.

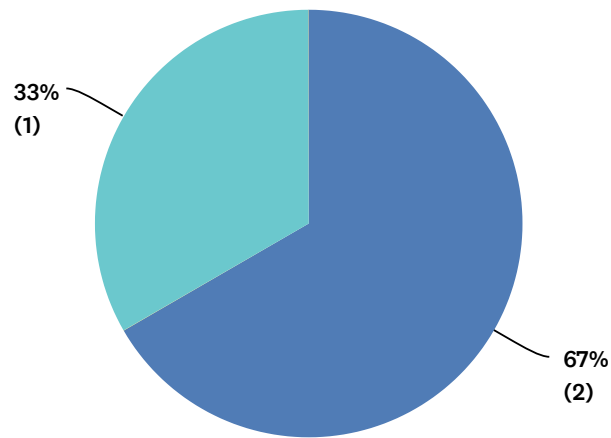
Answered: 3 Skipped: 2



	STRONGLY DISAGREE	DISAGREE	NEUTRAL	AGREE	STRONGLY AGREE	TOTAL	WEIGHTED AVERAGE
(no label)	33% 1	0% 0	33% 1	33% 1	0% 0	3	1.00

### Q19 Racism negatively affects student learning in my state.

Answered: 3 Skipped: 2



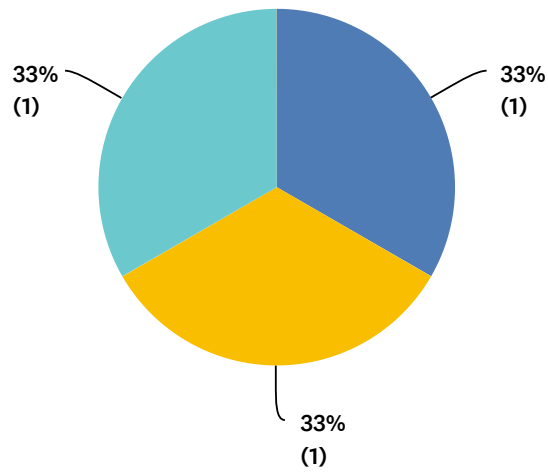
■ Strongly disagree 
 ■ Disagree 
 ■ Neutral 
 ■ Agree 
 ■ Strongly agree

	STRONGLY DISAGREE	DISAGREE	NEUTRAL	AGREE	STRONGLY AGREE	TOTAL	WEIGHTED AVERAGE
(no label)	0% 0	67% 2	0% 0	33% 1	0% 0	3	0.67



## Q20 School choice negatively affects student learning in my state.

Answered: 3 Skipped: 2

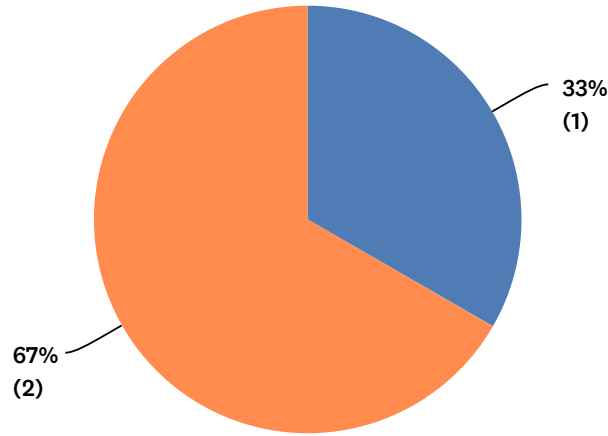


■ Strongly disagree 
 ■ Disagree 
 ■ Neutral 
 ■ Agree 
 ■ Strongly agree

	STRONGLY DISAGREE	DISAGREE	NEUTRAL	AGREE	STRONGLY AGREE	TOTAL	WEIGHTED AVERAGE
(no label)	0% 0	33% 1	33% 1	33% 1	0% 0	3	1.00

# Q21 Disparities in school funding negatively affect student learning in my state.

Answered: 3 Skipped: 2

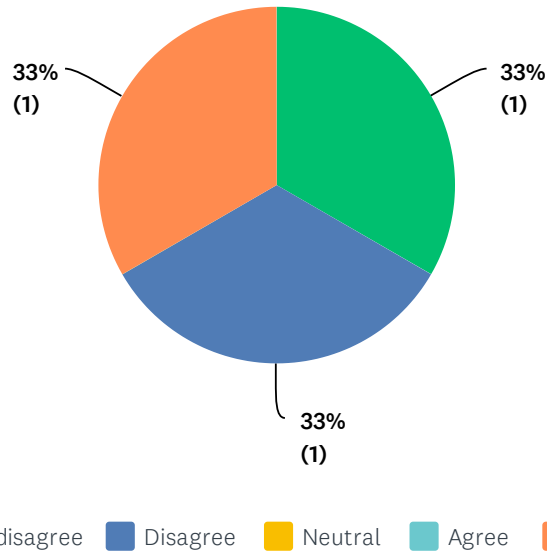


■ Strongly disagree 
 ■ Disagree 
 ■ Neutral 
 ■ Agree 
 ■ Strongly agree

	STRONGLY DISAGREE	DISAGREE	NEUTRAL	AGREE	STRONGLY AGREE	TOTAL	WEIGHTED AVERAGE
(no label)	0%	33%	0%	0%	67%	3	2.00
	0	1	0	0	2		

## Q22 A lack of social and emotional learning negatively affects student learning in my state.

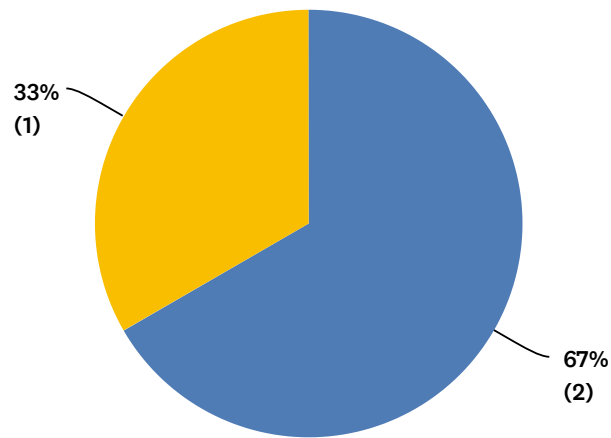
Answered: 3 Skipped: 2



	STRONGLY DISAGREE	DISAGREE	NEUTRAL	AGREE	STRONGLY AGREE	TOTAL	WEIGHTED AVERAGE
(no label)	33% 1	33% 1	0% 0	0% 0	33% 1	3	1.00

# Q23 Standardized testing negatively affects student learning in my state.

Answered: 3 Skipped: 2

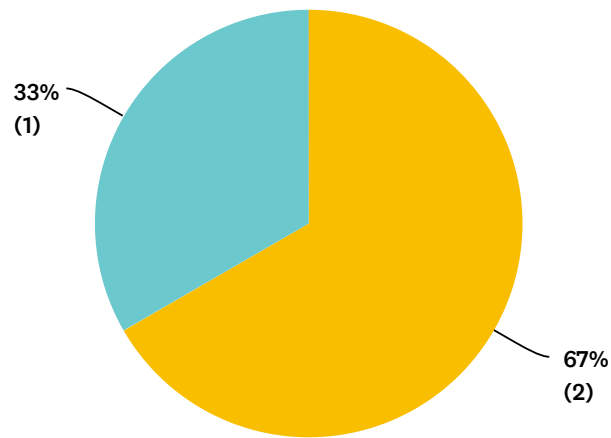


■ Strongly disagree 
 ■ Disagree 
 ■ Neutral 
 ■ Agree 
 ■ Strongly agree

	STRONGLY DISAGREE	DISAGREE	NEUTRAL	AGREE	STRONGLY AGREE	TOTAL	WEIGHTED AVERAGE
(no label)	0% 0	67% 2	33% 1	0% 0	0% 0	3	0.33

## Q24 Student bullying negatively affects student learning in my state.

Answered: 3 Skipped: 2

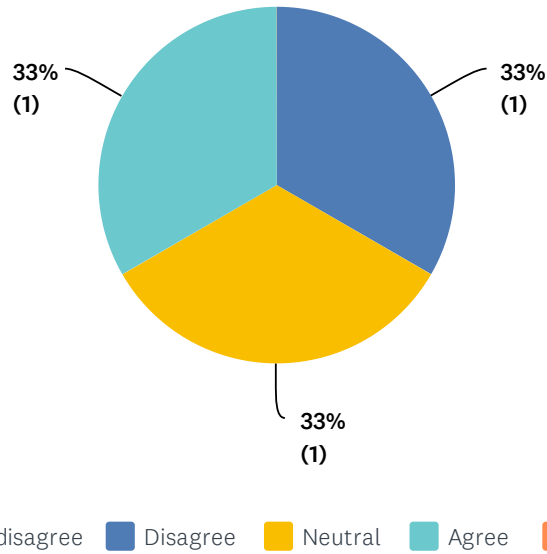


■ Strongly disagree 
 ■ Disagree 
 ■ Neutral 
 ■ Agree 
 ■ Strongly agree

	STRONGLY DISAGREE	DISAGREE	NEUTRAL	AGREE	STRONGLY AGREE	TOTAL	WEIGHTED AVERAGE
(no label)	0% 0	0% 0	67% 2	33% 1	0% 0	3	1.33

## Q25 A lack of supports for English Language Learners negatively affects student learning in my state.

Answered: 3 Skipped: 2

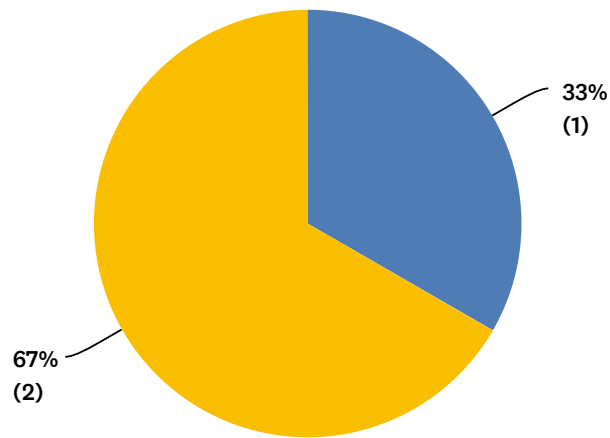


■ Strongly disagree 
 ■ Disagree 
 ■ Neutral 
 ■ Agree 
 ■ Strongly agree

	STRONGLY DISAGREE	DISAGREE	NEUTRAL	AGREE	STRONGLY AGREE	TOTAL	WEIGHTED AVERAGE
(no label)	0% 0	33% 1	33% 1	33% 1	0% 0	3	1.00

### Q26 Teacher bullying negatively affects student learning in my state.

Answered: 3 Skipped: 2

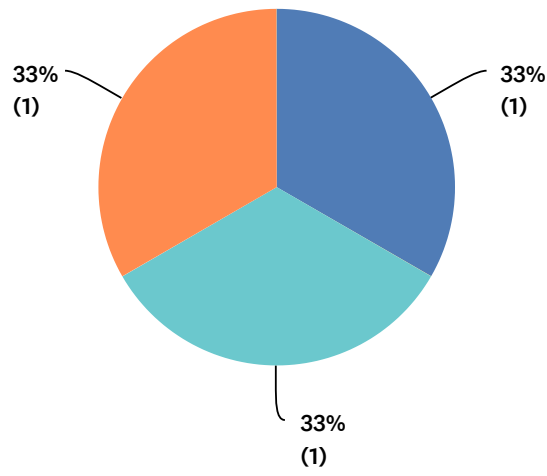


■ Strongly disagree 
 ■ Disagree 
 ■ Neutral 
 ■ Agree 
 ■ Strongly agree

	STRONGLY DISAGREE	DISAGREE	NEUTRAL	AGREE	STRONGLY AGREE	TOTAL	WEIGHTED AVERAGE
(no label)	0% 0	33% 1	67% 2	0% 0	0% 0	3	0.67

## Q27 Teacher recruitment negatively affects student learning in my state.

Answered: 3 Skipped: 2



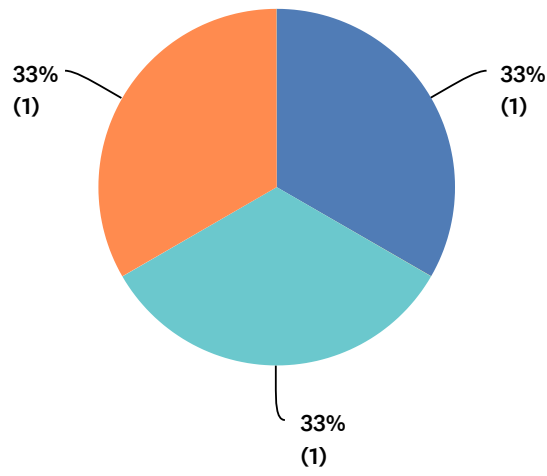
■ Strongly disagree 
 ■ Disagree 
 ■ Neutral 
 ■ Agree 
 ■ Strongly agree

	STRONGLY DISAGREE	DISAGREE	NEUTRAL	AGREE	STRONGLY AGREE	TOTAL	WEIGHTED AVERAGE
(no label)	0% 0	33% 1	0% 0	33% 1	33% 1	3	1.67



# Q28 Teacher retention negatively affects student learning in my state.

Answered: 3 Skipped: 2

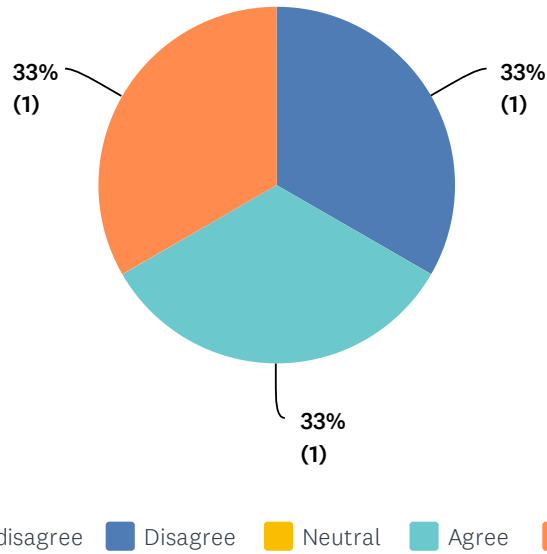


■ Strongly disagree 
 ■ Disagree 
 ■ Neutral 
 ■ Agree 
 ■ Strongly agree

	STRONGLY DISAGREE	DISAGREE	NEUTRAL	AGREE	STRONGLY AGREE	TOTAL	WEIGHTED AVERAGE
(no label)	0% 0	33% 1	0% 0	33% 1	33% 1	3	1.67

## Q29 A lack of trauma-informed instruction negatively affects student learning in my state.

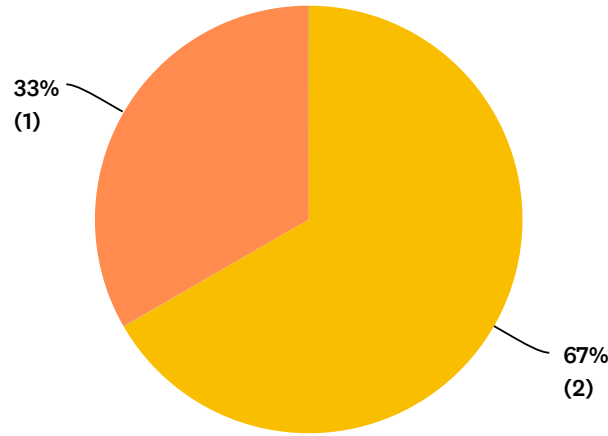
Answered: 3 Skipped: 2



	STRONGLY DISAGREE	DISAGREE	NEUTRAL	AGREE	STRONGLY AGREE	TOTAL	WEIGHTED AVERAGE
(no label)	0% 0	33% 1	0% 0	33% 1	33% 1	3	1.67

### Q30 A lack of teacher diversity negatively affects student learning in my state.

Answered: 3 Skipped: 2



■ Strongly disagree 
 ■ Disagree 
 ■ Neutral 
 ■ Agree 
 ■ Strongly agree

	STRONGLY DISAGREE	DISAGREE	NEUTRAL	AGREE	STRONGLY AGREE	TOTAL	WEIGHTED AVERAGE
(no label)	0% 0	0% 0	67% 2	0% 0	33% 1	3	1.67

### Q31 Feedback (optional):

Answered: 1 Skipped: 4

#	RESPONSES	DATE
1	I think it's important to understand that equity and diversity don't just mean race... in my state is has to do with socioeconomic status, drug-addiction backgrounds, etc.	1/15/2020 6:48 AM