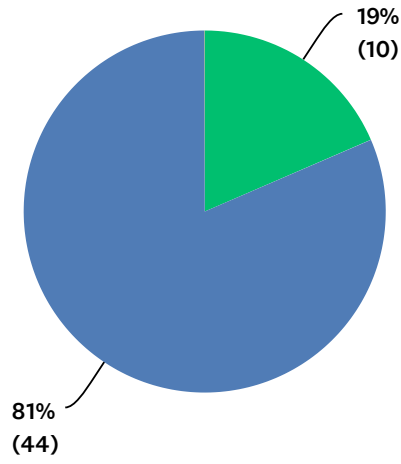


Q1 Are you a state teacher of the year or a finalist?

Answered: 54 Skipped: 0



■ State teacher of the year
 ■ Finalist
 ■ Other (please specify)

ANSWER CHOICES	RESPONSES	
State teacher of the year	19%	10
Finalist	81%	44
Other (please specify)	0%	0
TOTAL		54

#	OTHER (PLEASE SPECIFY)	DATE
	There are no responses.	

Q2 In what year?

Answered: 53 Skipped: 1

#	RESPONSES	DATE
1	2013	2/12/2020 8:10 AM
2	2014	2/10/2020 7:56 PM
3	2012	2/10/2020 6:14 PM
4	1990	2/10/2020 1:33 PM
5	2020	2/10/2020 7:38 AM
6	2016	2/8/2020 8:35 PM
7	2016	2/7/2020 3:41 PM
8	2018	2/7/2020 12:37 PM
9	2011	2/4/2020 2:13 PM
10	2016	2/3/2020 8:06 PM
11	2016	2/3/2020 7:58 AM
12	2011	2/2/2020 8:59 PM
13	2018	2/2/2020 7:21 PM
14	2010	2/2/2020 7:20 PM
15	2013	2/2/2020 4:14 PM
16	2015	2/2/2020 9:24 AM
17	2017	2/2/2020 9:17 AM
18	2009	2/1/2020 8:29 AM
19	2018	2/1/2020 6:54 AM
20	2006	1/31/2020 9:34 PM
21	2020	1/31/2020 9:17 PM
22	2011	1/31/2020 7:03 PM
23	2007	1/31/2020 5:22 PM
24	2015	1/31/2020 2:45 PM
25	1996	1/31/2020 1:28 PM
26	2020	1/31/2020 11:41 AM
27	2019	1/31/2020 11:15 AM
28	2007	1/31/2020 10:35 AM
29	2009	1/31/2020 10:34 AM
30	2018	1/31/2020 10:32 AM
31	2014/2015	1/31/2020 10:24 AM
32	1993	1/31/2020 10:12 AM
33	2018-19	1/31/2020 10:07 AM
34	2005	1/31/2020 10:06 AM
35	2018	1/29/2020 9:44 AM
36	2017	1/29/2020 7:09 AM
37	2015	1/28/2020 8:37 PM

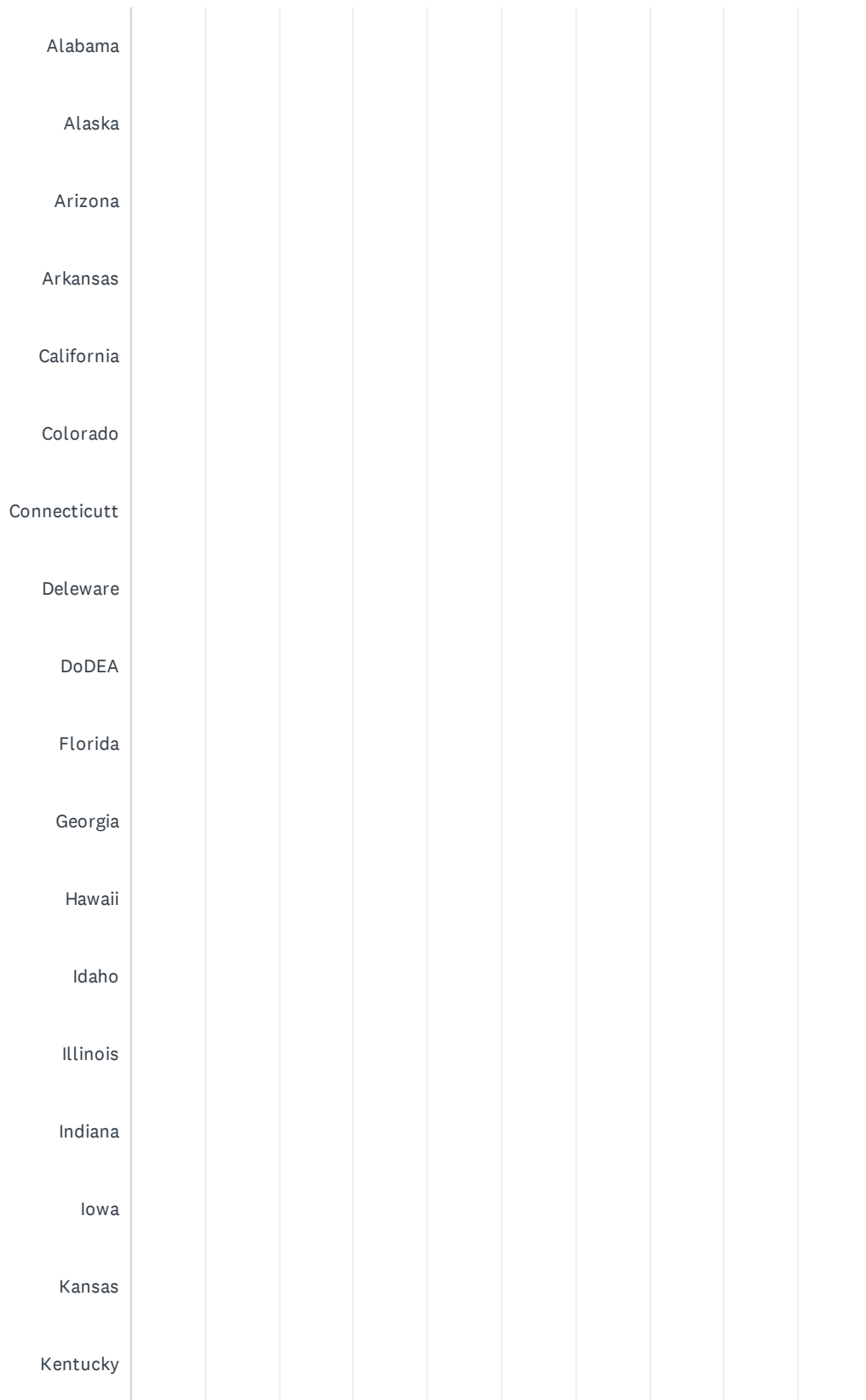
State of the States Survey

SurveyMonkey

38	1997	1/28/2020 2:17 PM
39	2008	1/28/2020 1:59 PM
40	2010	1/28/2020 1:41 PM
41	2018	1/28/2020 1:36 PM
42	2019	1/28/2020 1:33 PM
43	2019	1/28/2020 1:30 PM
44	2020	1/22/2020 8:58 PM
45	2020	1/22/2020 7:57 AM
46	2016	1/20/2020 8:14 PM
47	2006	1/17/2020 9:25 PM
48	2005	1/15/2020 4:19 PM
49	2020	1/15/2020 2:27 PM
50	2018	1/15/2020 10:25 AM
51	2016	1/15/2020 9:00 AM
52	2020	1/15/2020 7:44 AM
53	2020	1/15/2020 7:08 AM

Q3 In which state were you recognized as a state teacher of the year or finalist?

Answered: 54 Skipped: 0





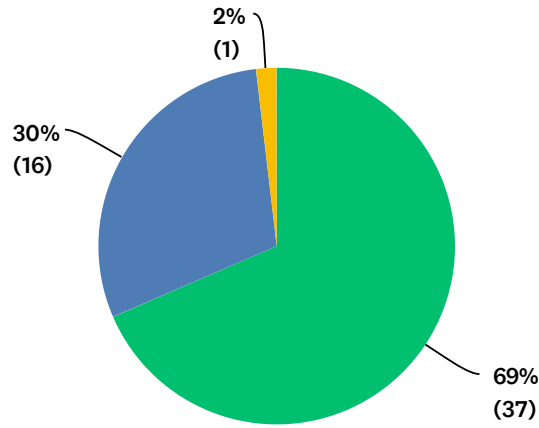


ANSWER CHOICES	RESPONSES	
Alabama	0%	0
Alaska	0%	0
Arizona	0%	0
Arkansas	0%	0
California	0%	0
Colorado	0%	0
Connecticut	0%	0
Deleware	0%	0
DoDEA	0%	0
Florida	0%	0
Georgia	0%	0
Hawaii	0%	0
Idaho	0%	0
Illinois	0%	0
Indiana	0%	0
Iowa	0%	0
Kansas	0%	0
Kentucky	0%	0
Louisiana	0%	0
Maine	0%	0
Maryland	0%	0
Massachusetts	0%	0
Michigan	0%	0
Minnesota	0%	0
Mississippi	0%	0
Missouri	0%	0
Montana	0%	0
Nebraska	0%	0
Nevada	0%	0
New Hampshire	0%	0
New Jersey	0%	0
New Mexico	0%	0

New York	0%	0
North Carolina	0%	0
North Dakota	0%	0
Ohio	0%	0
Oklahoma	0%	0
Oregon	0%	0
Pennsylvania	100%	54
Puerto Rico	0%	0
Rhode Island	0%	0
South Carolina	0%	0
South Dakota	0%	0
Tennessee	0%	0
Texas	0%	0
U.S. Territory	0%	0
Utah	0%	0
Vermont	0%	0
Virginia	0%	0
Washington	0%	0
Washington, DC	0%	0
West Virginia	0%	0
Wisconsin	0%	0
Wyoming	0%	0
TOTAL		54

Q4 What gender do you identify as?

Answered: 54 Skipped: 0

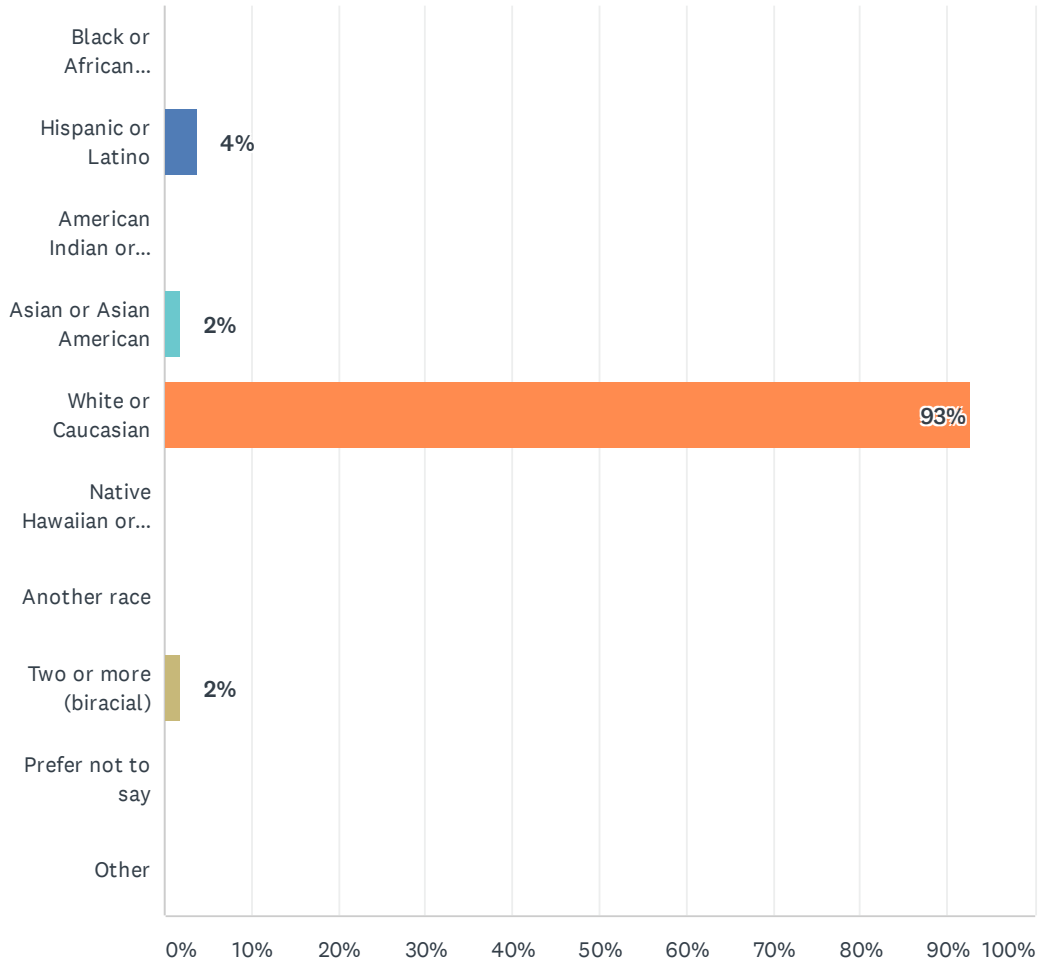


■ Female
 ■ Male
 ■ Non-binary
 ■ Prefer not to answer

ANSWER CHOICES	RESPONSES	
Female	69%	37
Male	30%	16
Non-binary	2%	1
Prefer not to answer	0%	0
TOTAL		54

Q5 Please specify your ethnicity.

Answered: 54 Skipped: 0



ANSWER CHOICES	RESPONSES	
Black or African American	0%	0
Hispanic or Latino	4%	2
American Indian or Alaska Native	0%	0
Asian or Asian American	2%	1
White or Caucasian	93%	50
Native Hawaiian or other Pacific Islander	0%	0
Another race	0%	0
Two or more (biracial)	2%	1
Prefer not to say	0%	0
Other	0%	0
TOTAL		54

Q6 Your email address (it will only be used for the purposes of this survey):

Answered: 53 Skipped: 1

#	RESPONSES	DATE
1	janet.miltenberger@gmail.com	2/12/2020 8:10 AM
2	Nmiletto@hatboro-Horsham.org	2/10/2020 7:56 PM
3	mdubaich@comcast.net	2/10/2020 6:14 PM
4	Acslsrd@aol.com	2/10/2020 1:33 PM
5	mbittner@tamaqua.k12.pa.us	2/10/2020 7:38 AM
6	psimmington@rtmsd.org	2/8/2020 8:35 PM
7	patoy2015@gmail.com	2/7/2020 3:41 PM
8	mrsoskil@gmail.com	2/7/2020 12:37 PM
9	tjlupia@gmail.com	2/4/2020 2:13 PM
10	psychteacher@hotmail.com	2/3/2020 8:06 PM
11	a_schmidt@conradweiser.org	2/3/2020 7:58 AM
12	patoy2011@gmail.com	2/2/2020 8:59 PM
13	gregsmason@gmail.com	2/2/2020 7:21 PM
14	mimiswitata@gmail.com	2/2/2020 7:20 PM
15	blair@mtsd.org	2/2/2020 4:14 PM
16	pcekella@pinerichland.org	2/2/2020 9:24 AM
17	allisons21@gmail.com	2/2/2020 9:17 AM
18	DHeitzen@Hatboro-Horsham.org	2/1/2020 8:29 AM
19	voeglergranite@gmail.com	2/1/2020 6:54 AM
20	obrien918@comcast.net	1/31/2020 9:34 PM
21	matthew_binder@hempfieldsd.org	1/31/2020 9:17 PM
22	Ahoman6@gmail.com	1/31/2020 7:03 PM
23	Jeffkuntz1@comcast.net	1/31/2020 5:22 PM
24	jenagorski@gmail.com	1/31/2020 2:45 PM
25	francisnesta@gmail.com	1/31/2020 1:28 PM
26	galjav@wilsonsd.org	1/31/2020 11:41 AM
27	franzosaa@hasdk12.org	1/31/2020 11:15 AM
28	Elirebs@aol.com	1/31/2020 10:35 AM
29	aquilo2000@aol.com	1/31/2020 10:34 AM
30	georgette_hackman@cocalico.org	1/31/2020 10:32 AM
31	mrg1980@msn.com	1/31/2020 10:24 AM
32	jbeck1411@gmail.com	1/31/2020 10:07 AM
33	beg1242@comcast.net	1/31/2020 10:06 AM
34	barbara.kurtz@crawfordsd.org	1/29/2020 9:44 AM
35	reiner@manheimcentral.org	1/29/2020 7:09 AM
36	tele1957@gmail.com	1/28/2020 9:12 PM
37	sjones@gorockets.org	1/28/2020 8:37 PM

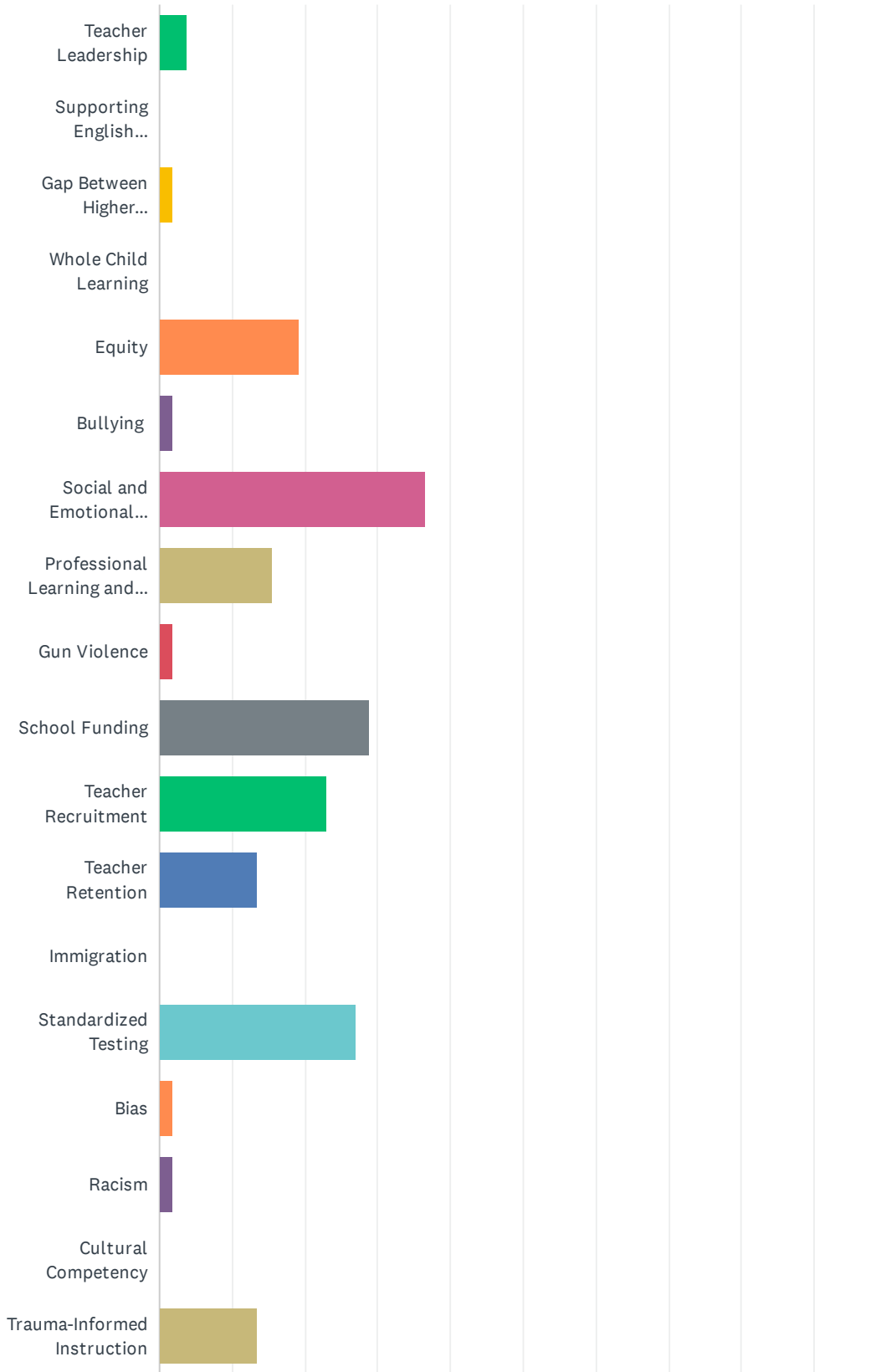
State of the States Survey

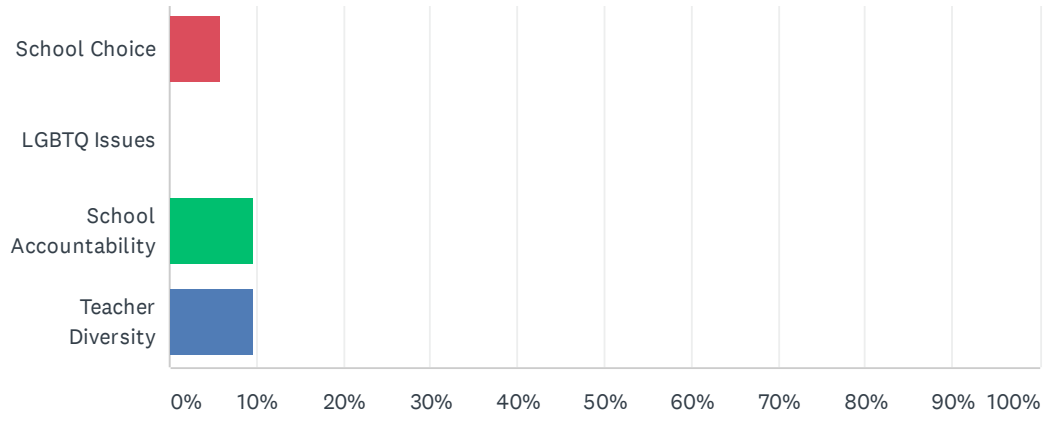
SurveyMonkey

38	vlvanoy@frontiernet.net	1/28/2020 2:17 PM
39	Cheine7016@gmail.com	1/28/2020 1:59 PM
40	Savethemanattee@hotmail.com	1/28/2020 1:41 PM
41	laura.bitler@dboone.org	1/28/2020 1:36 PM
42	achiafulio@basdschools.org	1/28/2020 1:33 PM
43	hastingb@sgasd.org	1/28/2020 1:30 PM
44	chefamanda71@gmail.com	1/22/2020 8:58 PM
45	nhsdwelch@gmail.com	1/22/2020 7:57 AM
46	jobarron@ptd.net	1/20/2020 8:14 PM
47	collendyke@gmail.com	1/17/2020 9:25 PM
48	Ajulius1@comcast.net	1/15/2020 4:19 PM
49	Matthew_binder@hempfieldsd.org	1/15/2020 2:27 PM
50	frankt@montourschools.com	1/15/2020 10:25 AM
51	pgregg@rtmsd.org	1/15/2020 9:00 AM
52	cmeruths@gmail.com	1/15/2020 7:44 AM
53	kristen.moose@dallastown.net	1/15/2020 7:08 AM

Q7 Please select the top 2 most important issues or practices for teachers and students in your state.

Answered: 52 Skipped: 2





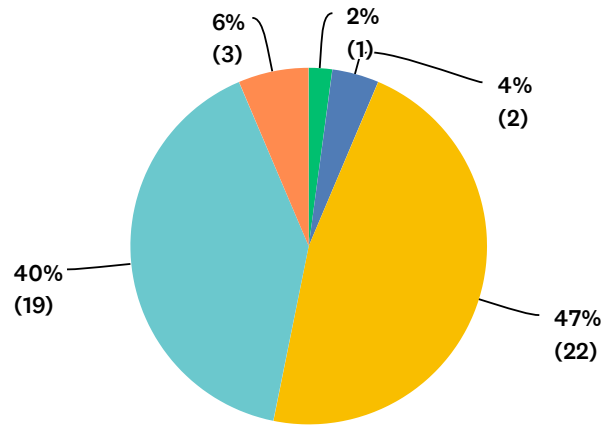
Q8 What else is important for teachers and students in your state (optional)?

Answered: 20 Skipped: 34

#	RESPONSES	DATE
1	Dyslexia- professional education and legislation	2/12/2020 8:12 AM
2	Holding charter and cyber schools accountsble.	2/10/2020 1:35 PM
3	How are we preparing our students for the future that they face both personally and professionally?	2/7/2020 3:44 PM
4	Turn the Page curriculum taking the art of teaching away from good teachers	2/4/2020 2:15 PM
5	Get rid of standardized testing!	2/3/2020 8:01 AM
6	The importance of teachers' voices/collaboration with administrators. Technology development and instruction.	2/2/2020 4:17 PM
7	Exploring non typical learning opportunities to engage all students.	1/31/2020 11:42 AM
8	School funding	1/31/2020 10:36 AM
9	Encouraging youth to aspire to be teachers by providing positive messaging, abundant funding and pay, and increasing (rather than reducing) pensions.	1/31/2020 10:36 AM
10	Respect of teaching as a profession.	1/31/2020 10:25 AM
11	career pathways (especially advocating for career paths alternative to college) absenteeism/transience and school response	1/29/2020 9:46 AM
12	Getting to know others outside of our area/county/state.	1/29/2020 7:11 AM
13	Competition for state funding between public and charter schools. Inequitable funding for public education.	1/28/2020 8:40 PM
14	PD	1/28/2020 1:41 PM
15	Advocating for ALL learners	1/28/2020 1:37 PM
16	Post-secondary preparation	1/22/2020 9:00 PM
17	Lack of substitutes and constant loss of prep time	1/20/2020 8:16 PM
18	Teacher Retention	1/17/2020 9:27 PM
19	I chose bullying but not on the student level, on the teacher-administrative level. In my state there are no "harassment in the workplace" laws and therefore I have witnessed in many districts administrators harassing teachers to the point to resigning from their positions. Not good for a state that is deficient in the amount pre-service teachers on the college level.	1/15/2020 10:28 AM
20	Recruiting STEM teachers	1/15/2020 7:45 AM

Q9 Bias negatively affects student learning in my state.

Answered: 47 Skipped: 7

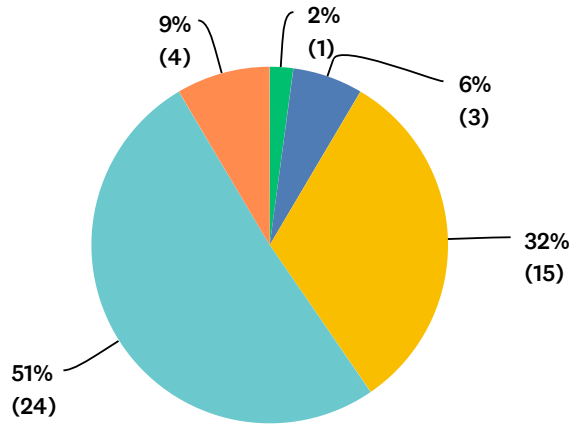


■ Strongly disagree
 ■ Disagree
 ■ Neutral
 ■ Agree
 ■ Strongly agree

	STRONGLY DISAGREE	DISAGREE	NEUTRAL	AGREE	STRONGLY AGREE	TOTAL	WEIGHTED AVERAGE
(no label)	2% 1	4% 2	47% 22	40% 19	6% 3	47	1.47

Q10 A lack of cultural competency negatively affects student learning in my state.

Answered: 47 Skipped: 7

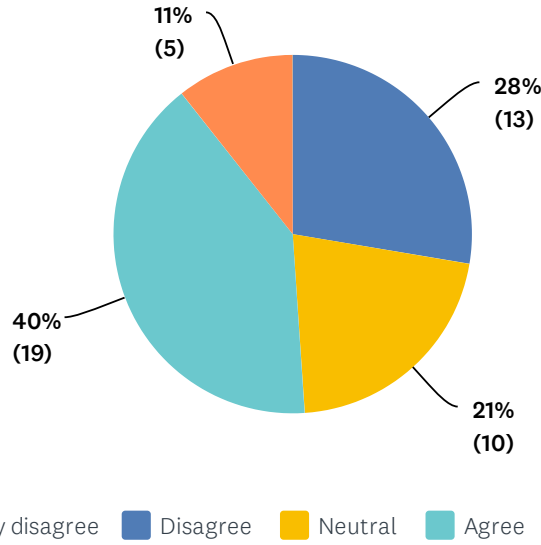


■ Strongly disagree
 ■ Disagree
 ■ Neutral
 ■ Agree
 ■ Strongly agree

	STRONGLY DISAGREE	DISAGREE	NEUTRAL	AGREE	STRONGLY AGREE	TOTAL	WEIGHTED AVERAGE
(no label)	2% 1	6% 3	32% 15	51% 24	9% 4	47	1.60

Q11 A lack of teacher leadership negatively affects student learning in my state.

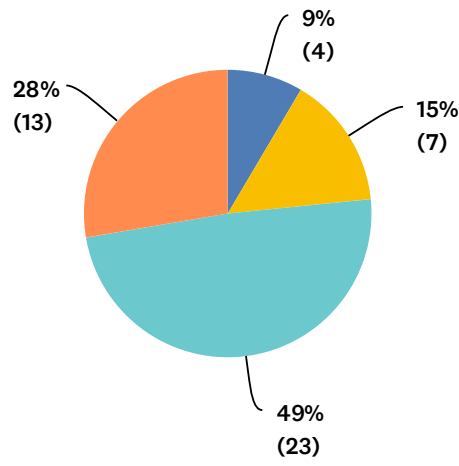
Answered: 47 Skipped: 7



	STRONGLY DISAGREE	DISAGREE	NEUTRAL	AGREE	STRONGLY AGREE	TOTAL	WEIGHTED AVERAGE
(no label)	0% 0	28% 13	21% 10	40% 19	11% 5	47	1.34

Q12 A lack of equity negatively affects student learning in my state.

Answered: 47 Skipped: 7

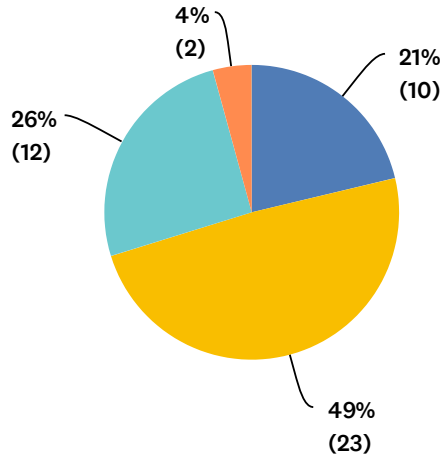


■ Strongly disagree
 ■ Disagree
 ■ Neutral
 ■ Agree
 ■ Strongly agree

	STRONGLY DISAGREE	DISAGREE	NEUTRAL	AGREE	STRONGLY AGREE	TOTAL	WEIGHTED AVERAGE
(no label)	0% 0	9% 4	15% 7	49% 23	28% 13	47	1.96

Q13 The gap between Pk12 and higher education negatively affects student learning in my state.

Answered: 47 Skipped: 7

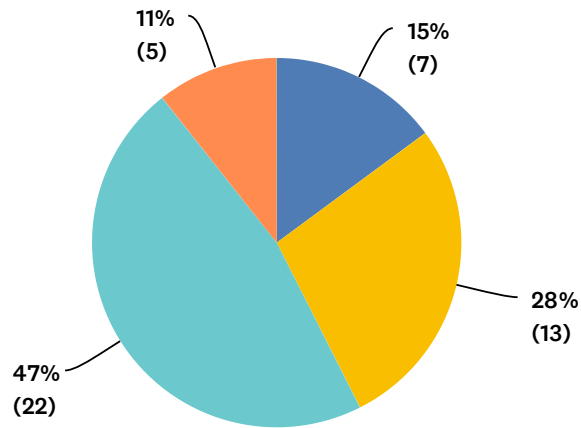


■ Strongly disagree
 ■ Disagree
 ■ Neutral
 ■ Agree
 ■ Strongly agree

	STRONGLY DISAGREE	DISAGREE	NEUTRAL	AGREE	STRONGLY AGREE	TOTAL	WEIGHTED AVERAGE
(no label)	0% 0	21% 10	49% 23	26% 12	4% 2	47	1.13

Q14 School accountability negatively affects student learning in my state.

Answered: 47 Skipped: 7

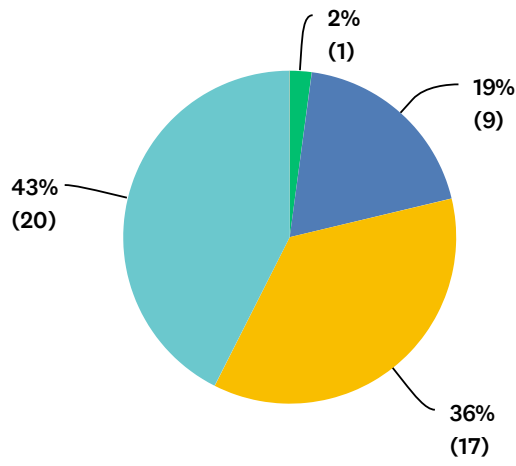


■ Strongly disagree
 ■ Disagree
 ■ Neutral
 ■ Agree
 ■ Strongly agree

	STRONGLY DISAGREE	DISAGREE	NEUTRAL	AGREE	STRONGLY AGREE	TOTAL	WEIGHTED AVERAGE
(no label)	0% 0	15% 7	28% 13	47% 22	11% 5	47	1.53

Q15 Gun violence negatively affects student learning in my state.

Answered: 47 Skipped: 7

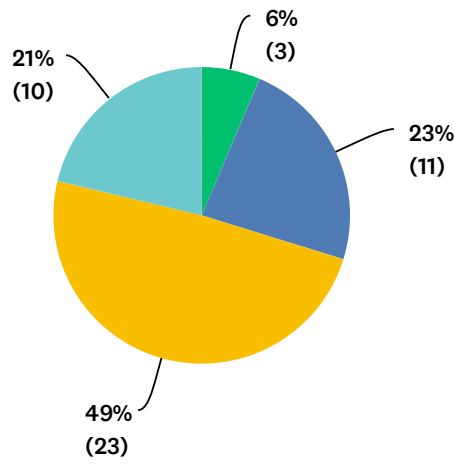


■ Strongly disagree
 ■ Disagree
 ■ Neutral
 ■ Agree
 ■ Strongly agree

	STRONGLY DISAGREE	DISAGREE	NEUTRAL	AGREE	STRONGLY AGREE	TOTAL	WEIGHTED AVERAGE
(no label)	2% 1	19% 9	36% 17	43% 20	0% 0	47	1.21

Q16 Immigration negatively affects student learning in my state.

Answered: 47 Skipped: 7

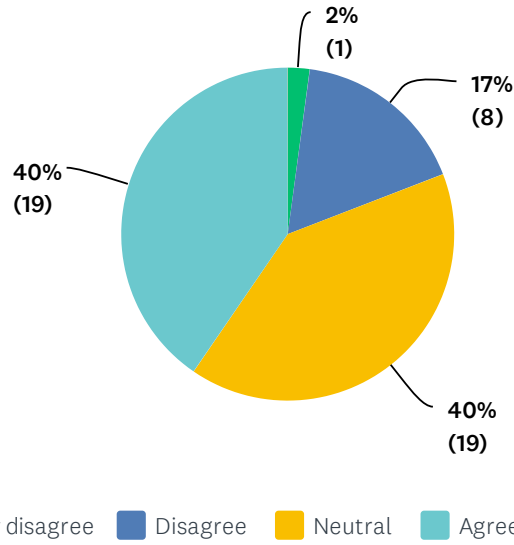


■ Strongly disagree
 ■ Disagree
 ■ Neutral
 ■ Agree
 ■ Strongly agree

	STRONGLY DISAGREE	DISAGREE	NEUTRAL	AGREE	STRONGLY AGREE	TOTAL	WEIGHTED AVERAGE
(no label)	6% 3	23% 11	49% 23	21% 10	0% 0	47	0.91

Q17 Bias against LGBTQ students negatively affects student learning in my state.

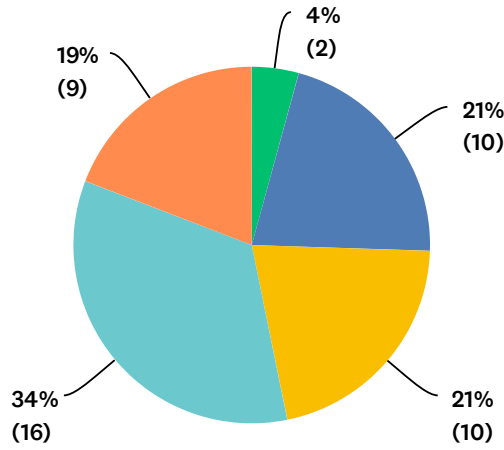
Answered: 47 Skipped: 7



	STRONGLY DISAGREE	DISAGREE	NEUTRAL	AGREE	STRONGLY AGREE	TOTAL	WEIGHTED AVERAGE
(no label)	2% 1	17% 8	40% 19	40% 19	0% 0	47	1.21

Q18 A lack of effective professional learning and development negatively affects student learning in my state.

Answered: 47 Skipped: 7

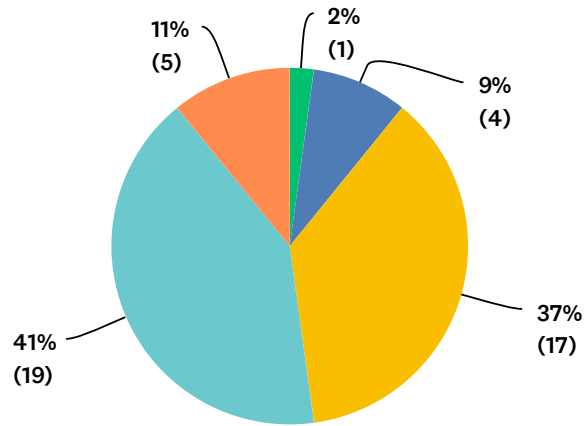


■ Strongly disagree
 ■ Disagree
 ■ Neutral
 ■ Agree
 ■ Strongly agree

	STRONGLY DISAGREE	DISAGREE	NEUTRAL	AGREE	STRONGLY AGREE	TOTAL	WEIGHTED AVERAGE
(no label)	4% 2	21% 10	21% 10	34% 16	19% 9	47	1.47

Q19 Racism negatively affects student learning in my state.

Answered: 46 Skipped: 8

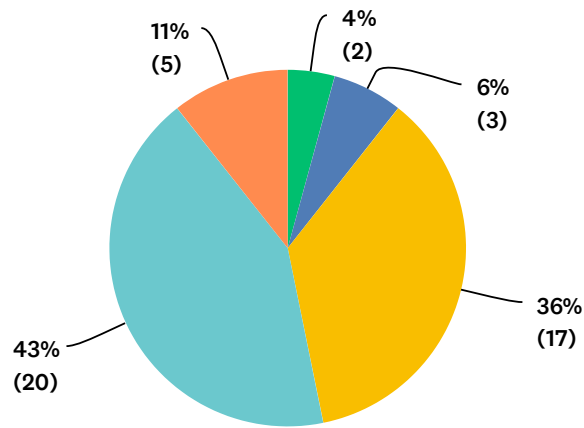


■ Strongly disagree
 ■ Disagree
 ■ Neutral
 ■ Agree
 ■ Strongly agree

	STRONGLY DISAGREE	DISAGREE	NEUTRAL	AGREE	STRONGLY AGREE	TOTAL	WEIGHTED AVERAGE
(no label)	2% 1	9% 4	37% 17	41% 19	11% 5	46	1.52

Q20 School choice negatively affects student learning in my state.

Answered: 47 Skipped: 7

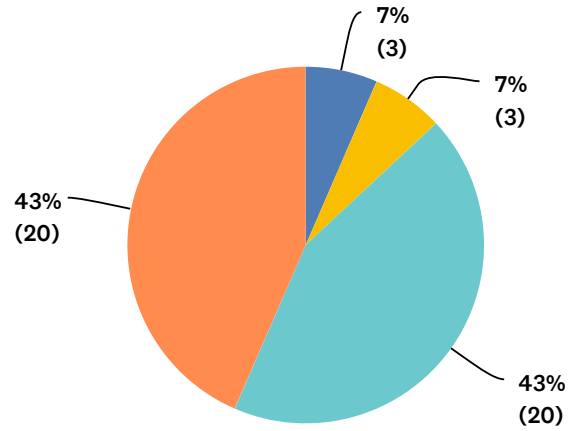


■ Strongly disagree
 ■ Disagree
 ■ Neutral
 ■ Agree
 ■ Strongly agree

	STRONGLY DISAGREE	DISAGREE	NEUTRAL	AGREE	STRONGLY AGREE	TOTAL	WEIGHTED AVERAGE
(no label)	4% 2	6% 3	36% 17	43% 20	11% 5	47	1.53

Q21 Disparities in school funding negatively affect student learning in my state.

Answered: 46 Skipped: 8

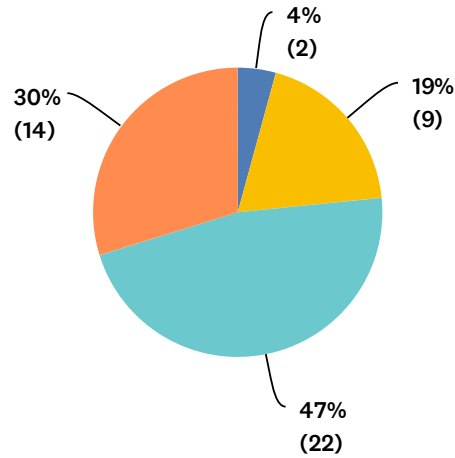


■ Strongly disagree
 ■ Disagree
 ■ Neutral
 ■ Agree
 ■ Strongly agree

	STRONGLY DISAGREE	DISAGREE	NEUTRAL	AGREE	STRONGLY AGREE	TOTAL	WEIGHTED AVERAGE
(no label)	0% 0	7% 3	7% 3	43% 20	43% 20	46	2.24

Q22 A lack of social and emotional learning negatively affects student learning in my state.

Answered: 47 Skipped: 7

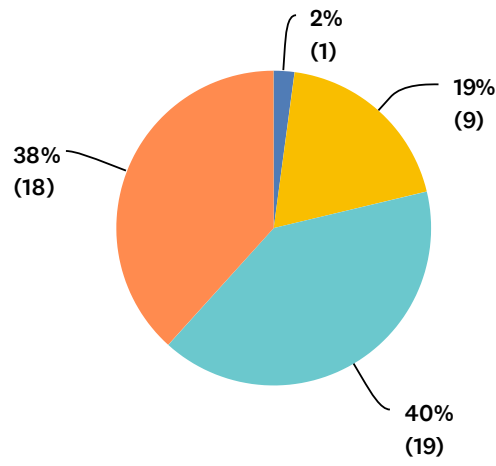


■ Strongly disagree
 ■ Disagree
 ■ Neutral
 ■ Agree
 ■ Strongly agree

	STRONGLY DISAGREE	DISAGREE	NEUTRAL	AGREE	STRONGLY AGREE	TOTAL	WEIGHTED AVERAGE
(no label)	0% 0	4% 2	19% 9	47% 22	30% 14	47	2.02

Q23 Standardized testing negatively affects student learning in my state.

Answered: 47 Skipped: 7

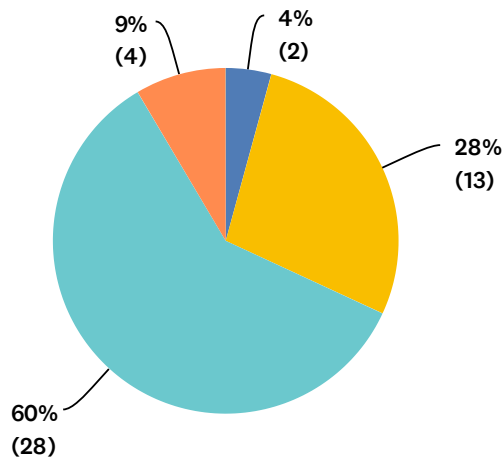


■ Strongly disagree
 ■ Disagree
 ■ Neutral
 ■ Agree
 ■ Strongly agree

	STRONGLY DISAGREE	DISAGREE	NEUTRAL	AGREE	STRONGLY AGREE	TOTAL	WEIGHTED AVERAGE
(no label)	0% 0	2% 1	19% 9	40% 19	38% 18	47	2.15

Q24 Student bullying negatively affects student learning in my state.

Answered: 47 Skipped: 7

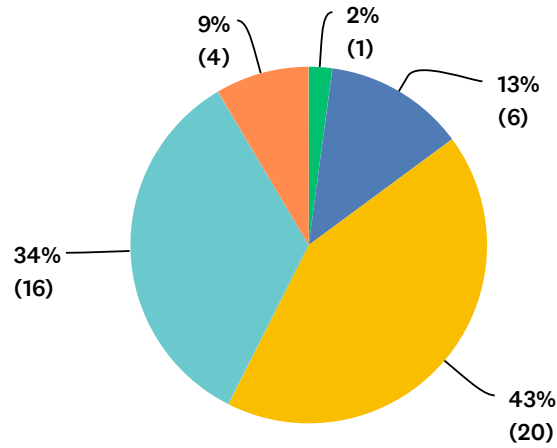


■ Strongly disagree
 ■ Disagree
 ■ Neutral
 ■ Agree
 ■ Strongly agree

	STRONGLY DISAGREE	DISAGREE	NEUTRAL	AGREE	STRONGLY AGREE	TOTAL	WEIGHTED AVERAGE
(no label)	0% 0	4% 2	28% 13	60% 28	9% 4	47	1.72

Q25 A lack of supports for English Language Learners negatively affects student learning in my state.

Answered: 47 Skipped: 7

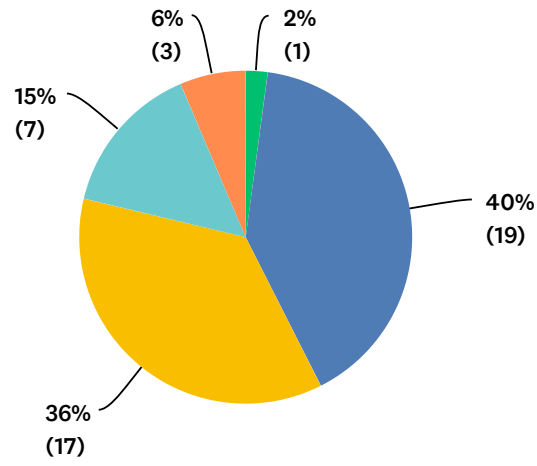


■ Strongly disagree
 ■ Disagree
 ■ Neutral
 ■ Agree
 ■ Strongly agree

	STRONGLY DISAGREE	DISAGREE	NEUTRAL	AGREE	STRONGLY AGREE	TOTAL	WEIGHTED AVERAGE
(no label)	2% 1	13% 6	43% 20	34% 16	9% 4	47	1.36

Q26 Teacher bullying negatively affects student learning in my state.

Answered: 47 Skipped: 7

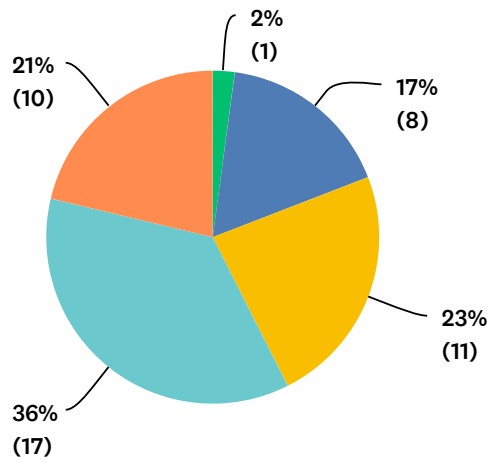


■ Strongly disagree
 ■ Disagree
 ■ Neutral
 ■ Agree
 ■ Strongly agree

	STRONGLY DISAGREE	DISAGREE	NEUTRAL	AGREE	STRONGLY AGREE	TOTAL	WEIGHTED AVERAGE
(no label)	2% 1	40% 19	36% 17	15% 7	6% 3	47	0.85

Q27 Teacher recruitment negatively affects student learning in my state.

Answered: 47 Skipped: 7

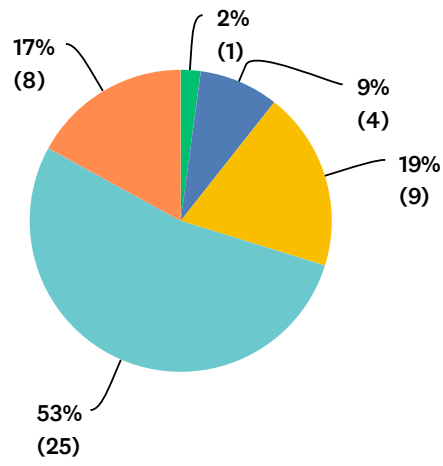


■ Strongly disagree
 ■ Disagree
 ■ Neutral
 ■ Agree
 ■ Strongly agree

	STRONGLY DISAGREE	DISAGREE	NEUTRAL	AGREE	STRONGLY AGREE	TOTAL	WEIGHTED AVERAGE
(no label)	2% 1	17% 8	23% 11	36% 17	21% 10	47	1.60

Q28 Teacher retention negatively affects student learning in my state.

Answered: 47 Skipped: 7

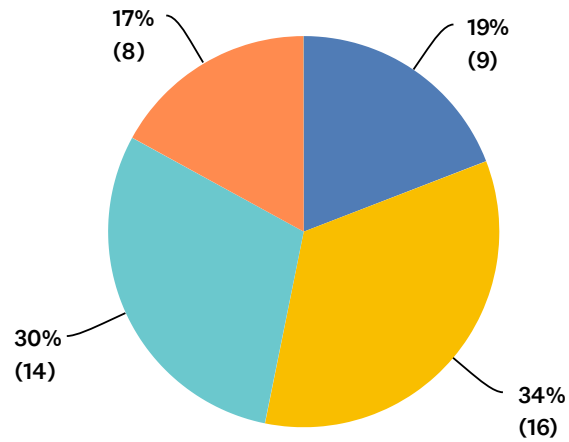


■ Strongly disagree
 ■ Disagree
 ■ Neutral
 ■ Agree
 ■ Strongly agree

	STRONGLY DISAGREE	DISAGREE	NEUTRAL	AGREE	STRONGLY AGREE	TOTAL	WEIGHTED AVERAGE
(no label)	2% 1	9% 4	19% 9	53% 25	17% 8	47	1.77

Q29 A lack of trauma-informed instruction negatively affects student learning in my state.

Answered: 47 Skipped: 7

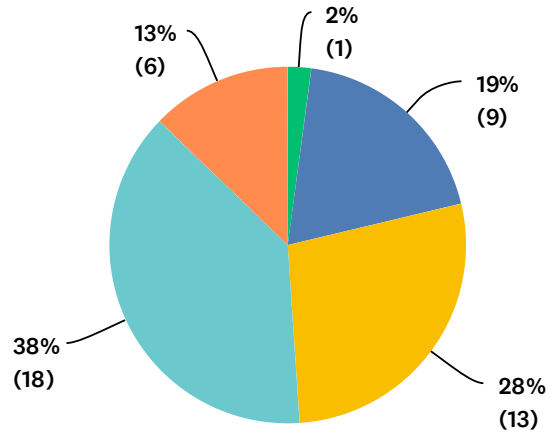


■ Strongly disagree
 ■ Disagree
 ■ Neutral
 ■ Agree
 ■ Strongly agree

	STRONGLY DISAGREE	DISAGREE	NEUTRAL	AGREE	STRONGLY AGREE	TOTAL	WEIGHTED AVERAGE
(no label)	0% 0	19% 9	34% 16	30% 14	17% 8	47	1.45

Q30 A lack of teacher diversity negatively affects student learning in my state.

Answered: 47 Skipped: 7



■ Strongly disagree
 ■ Disagree
 ■ Neutral
 ■ Agree
 ■ Strongly agree

	STRONGLY DISAGREE	DISAGREE	NEUTRAL	AGREE	STRONGLY AGREE	TOTAL	WEIGHTED AVERAGE
(no label)	2% 1	19% 9	28% 13	38% 18	13% 6	47	1.43

Q31 Feedback (optional):

Answered: 4 Skipped: 50

#	RESPONSES	DATE
1	Valuable ongoing professional development lacks in our state and affects student learning.	2/4/2020 2:17 PM
2	I am unclear what is meant by BIAS as used here. I am unclear what is meant by TEACHER BULLYING as used here. A lack of teacher mobility from school to school without pay loss also negatively affects student learning.	1/31/2020 10:40 AM
3	These were very difficult items to assess as PA is a large, very diverse state and what is impacting my district and region might be very different from others, and I may not be aware of what is impacting other regions/schools.	1/28/2020 8:44 PM
4	School Climate effects the feeling tone for learning	1/17/2020 9:33 PM