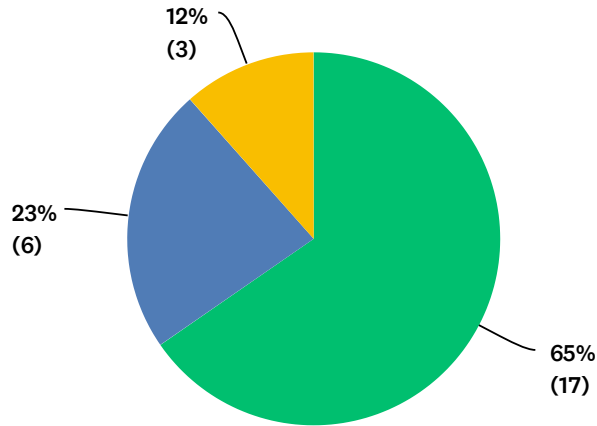


Q1 Are you a state teacher of the year or a finalist?

Answered: 26 Skipped: 0



■ State teacher of the year
 ■ Finalist
 ■ Other (please specify)

ANSWER CHOICES	RESPONSES	
State teacher of the year	65%	17
Finalist	23%	6
Other (please specify)	12%	3
TOTAL		26

#	OTHER (PLEASE SPECIFY)	DATE
1	Wisconsin Elementary State Teacher of the Year	2/7/2020 12:55 PM
2	In WI, we have 4 (and very rarely 5) state teachers of the year, but only 1 represents our state at the state level.	2/3/2020 7:55 PM
3	Special Services TOY	1/31/2020 4:45 PM

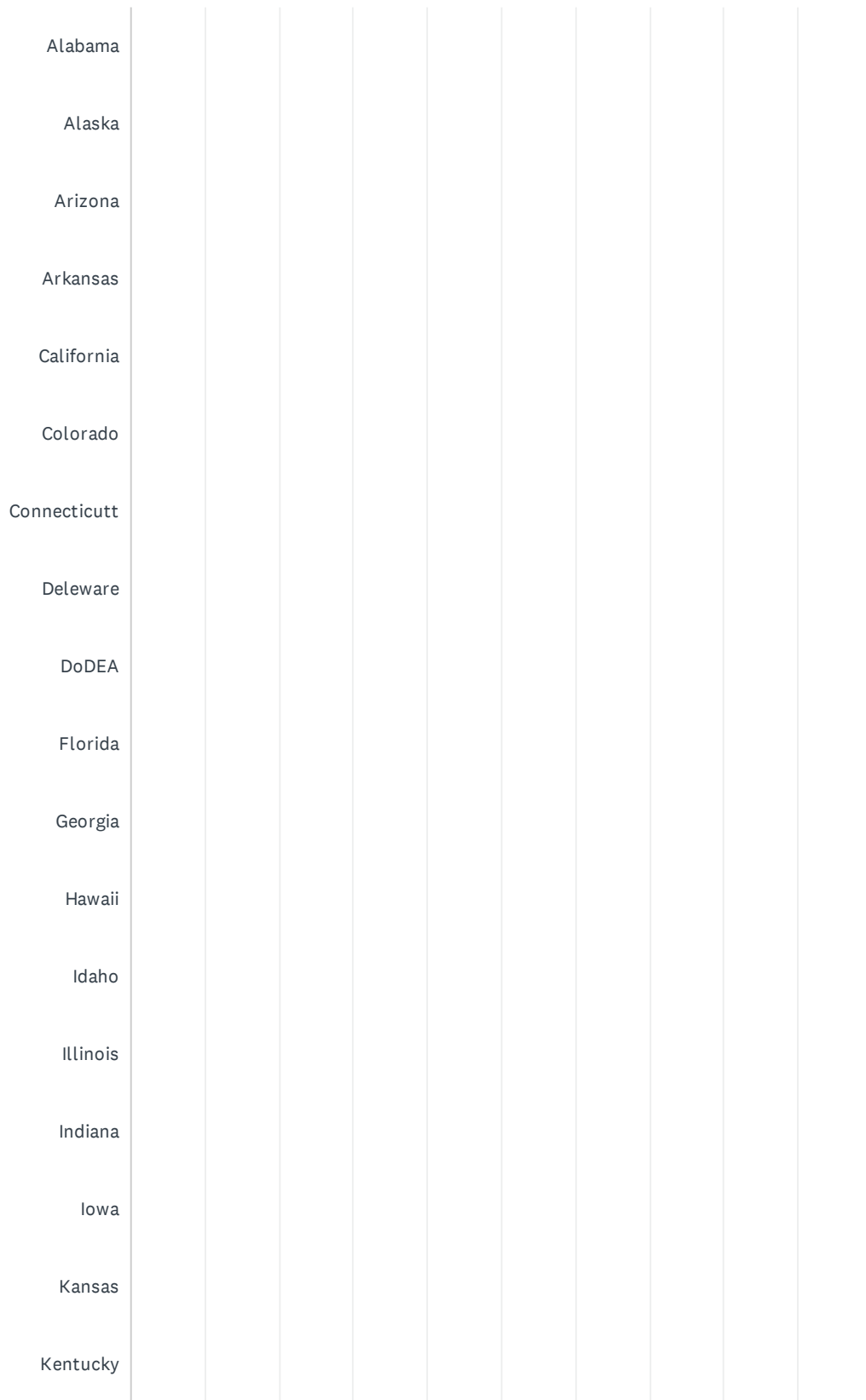
Q2 In what year?

Answered: 26 Skipped: 0

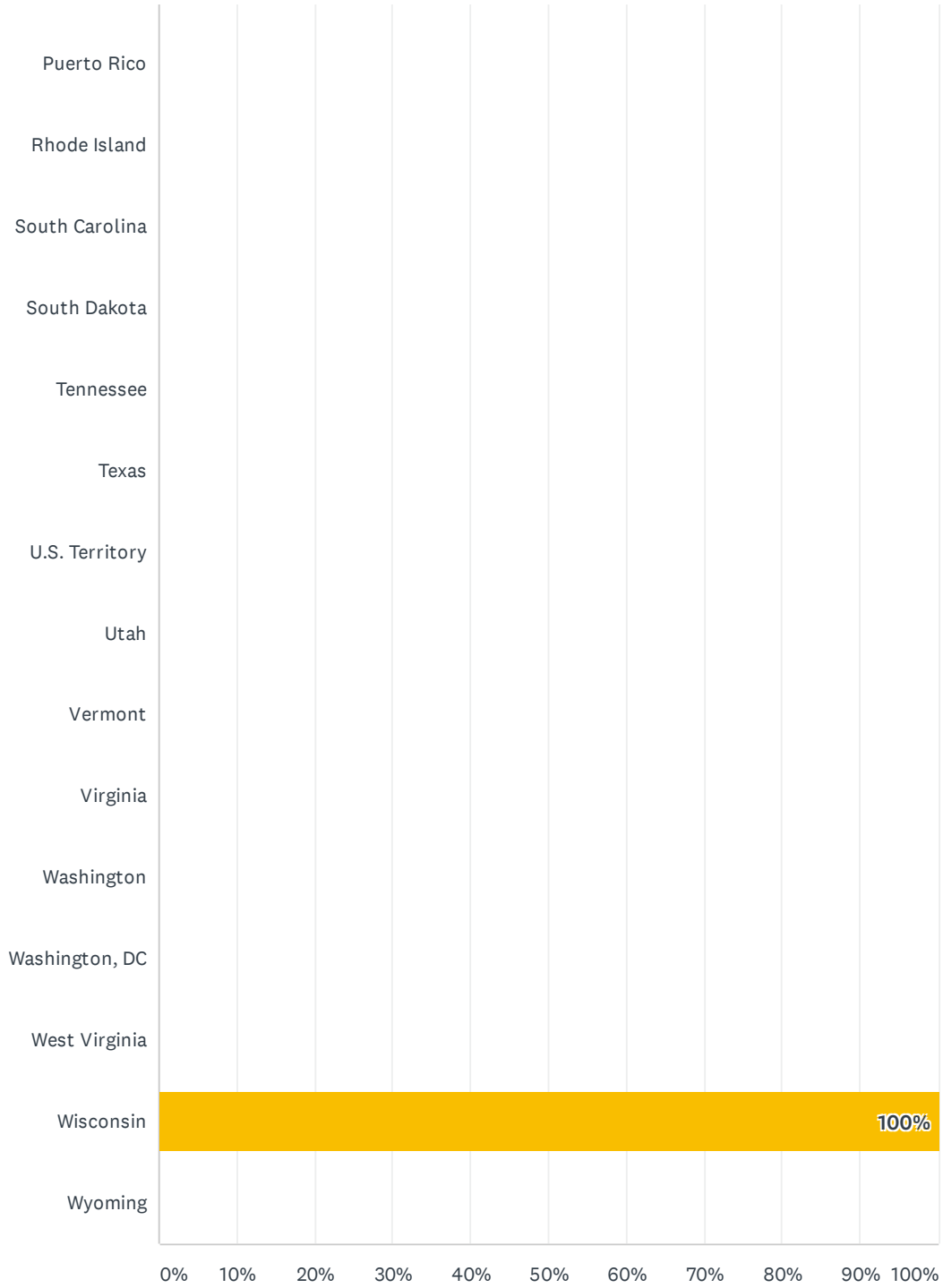
#	RESPONSES	DATE
1	2015	2/10/2020 7:48 PM
2	2009	2/10/2020 4:52 PM
3	2010	2/10/2020 12:28 PM
4	2018	2/7/2020 1:32 PM
5	2018	2/7/2020 12:55 PM
6	2007	2/4/2020 8:19 PM
7	2019	2/3/2020 7:55 PM
8	2019	2/2/2020 10:56 PM
9	2000	2/1/2020 9:48 PM
10	2008	2/1/2020 11:44 AM
11	2019	2/1/2020 9:59 AM
12	2015	2/1/2020 9:23 AM
13	1998	2/1/2020 12:23 AM
14	2020	1/31/2020 8:55 PM
15	2010-11	1/31/2020 5:01 PM
16	2014	1/31/2020 4:45 PM
17	2005	1/31/2020 4:14 PM
18	2005	1/31/2020 1:45 PM
19	2010	1/31/2020 12:24 PM
20	2019	1/31/2020 11:59 AM
21	2003	1/31/2020 11:57 AM
22	2001-2002	1/31/2020 11:32 AM
23	2013	1/31/2020 11:18 AM
24	2002	1/28/2020 4:49 PM
25	2014	1/23/2020 9:45 PM
26	2007	1/15/2020 1:53 PM

Q3 In which state were you recognized as a state teacher of the year or finalist?

Answered: 26 Skipped: 0



Louisiana										
Maine										
Maryland										
Massachusetts										
Michigan										
Minnesota										
Mississippi										
Missouri										
Montana										
Nebraska										
Nevada										
New Hampshire										
New Jersey										
New Mexico										
New York										
North Carolina										
North Dakota										
Ohio										
Oklahoma										
Oregon										
Pennsylvania										

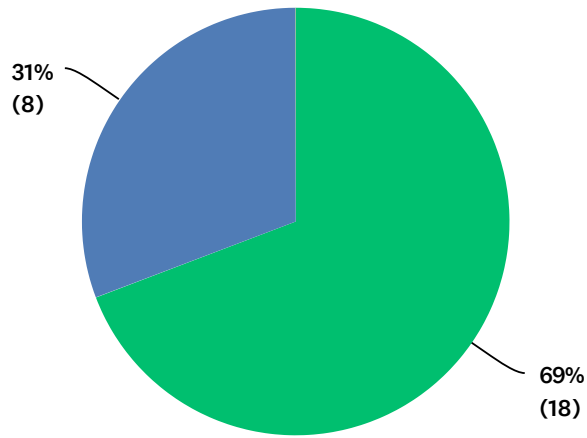


ANSWER CHOICES	RESPONSES
Alabama	0%
Alaska	0%
Arizona	0%
Arkansas	0%
California	0%
Colorado	0%
Connecticut	0%
Deleware	0%
DoDEA	0%
Florida	0%
Georgia	0%
Hawaii	0%
Idaho	0%
Illinois	0%
Indiana	0%
Iowa	0%
Kansas	0%
Kentucky	0%
Louisiana	0%
Maine	0%
Maryland	0%
Massachusetts	0%
Michigan	0%
Minnesota	0%
Mississippi	0%
Missouri	0%
Montana	0%
Nebraska	0%
Nevada	0%
New Hampshire	0%
New Jersey	0%
New Mexico	0%

New York	0%	0
North Carolina	0%	0
North Dakota	0%	0
Ohio	0%	0
Oklahoma	0%	0
Oregon	0%	0
Pennsylvania	0%	0
Puerto Rico	0%	0
Rhode Island	0%	0
South Carolina	0%	0
South Dakota	0%	0
Tennessee	0%	0
Texas	0%	0
U.S. Territory	0%	0
Utah	0%	0
Vermont	0%	0
Virginia	0%	0
Washington	0%	0
Washington, DC	0%	0
West Virginia	0%	0
Wisconsin	100%	26
Wyoming	0%	0
TOTAL		26

Q4 What gender do you identify as?

Answered: 26 Skipped: 0

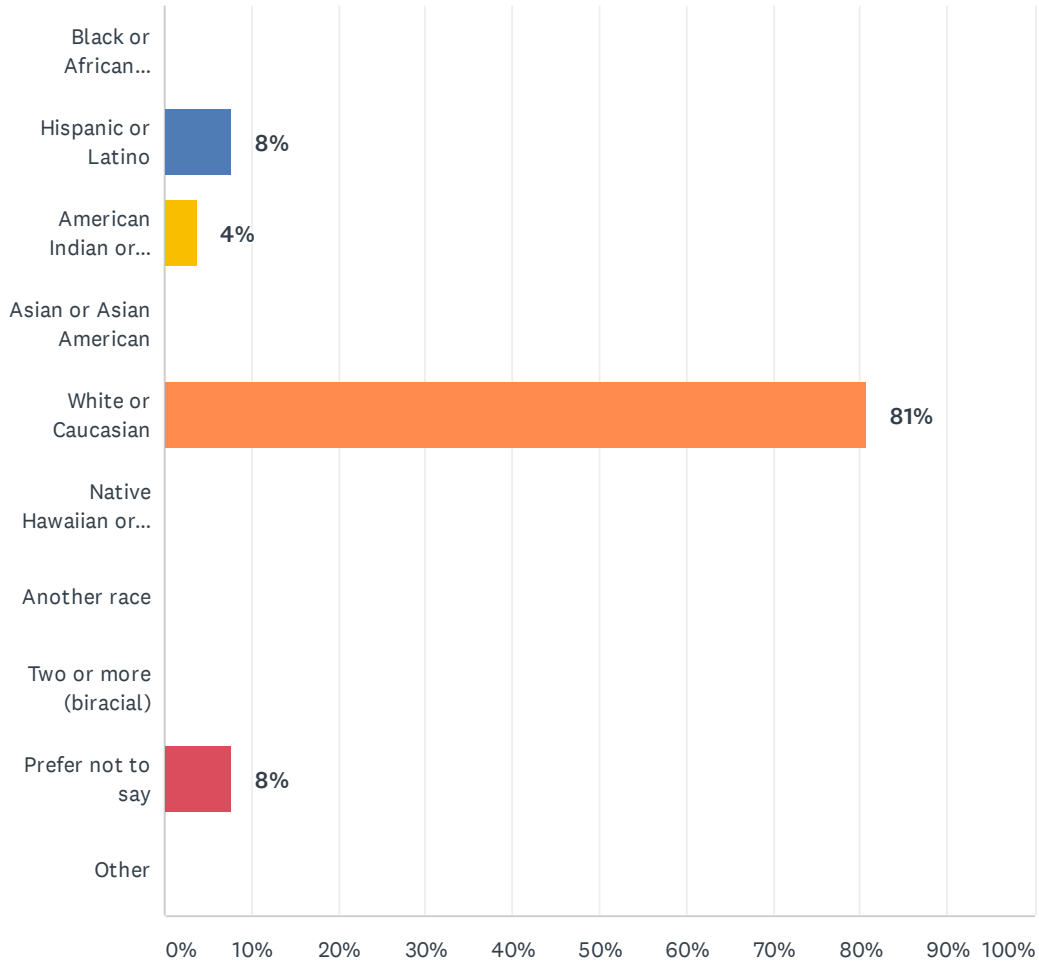


Female Male Non-binary Prefer not to answer

ANSWER CHOICES	RESPONSES	
Female	69%	18
Male	31%	8
Non-binary	0%	0
Prefer not to answer	0%	0
TOTAL		26

Q5 Please specify your ethnicity.

Answered: 26 Skipped: 0



ANSWER CHOICES	RESPONSES	
Black or African American	0%	0
Hispanic or Latino	8%	2
American Indian or Alaska Native	4%	1
Asian or Asian American	0%	0
White or Caucasian	81%	21
Native Hawaiian or other Pacific Islander	0%	0
Another race	0%	0
Two or more (biracial)	0%	0
Prefer not to say	8%	2
Other	0%	0
TOTAL		26

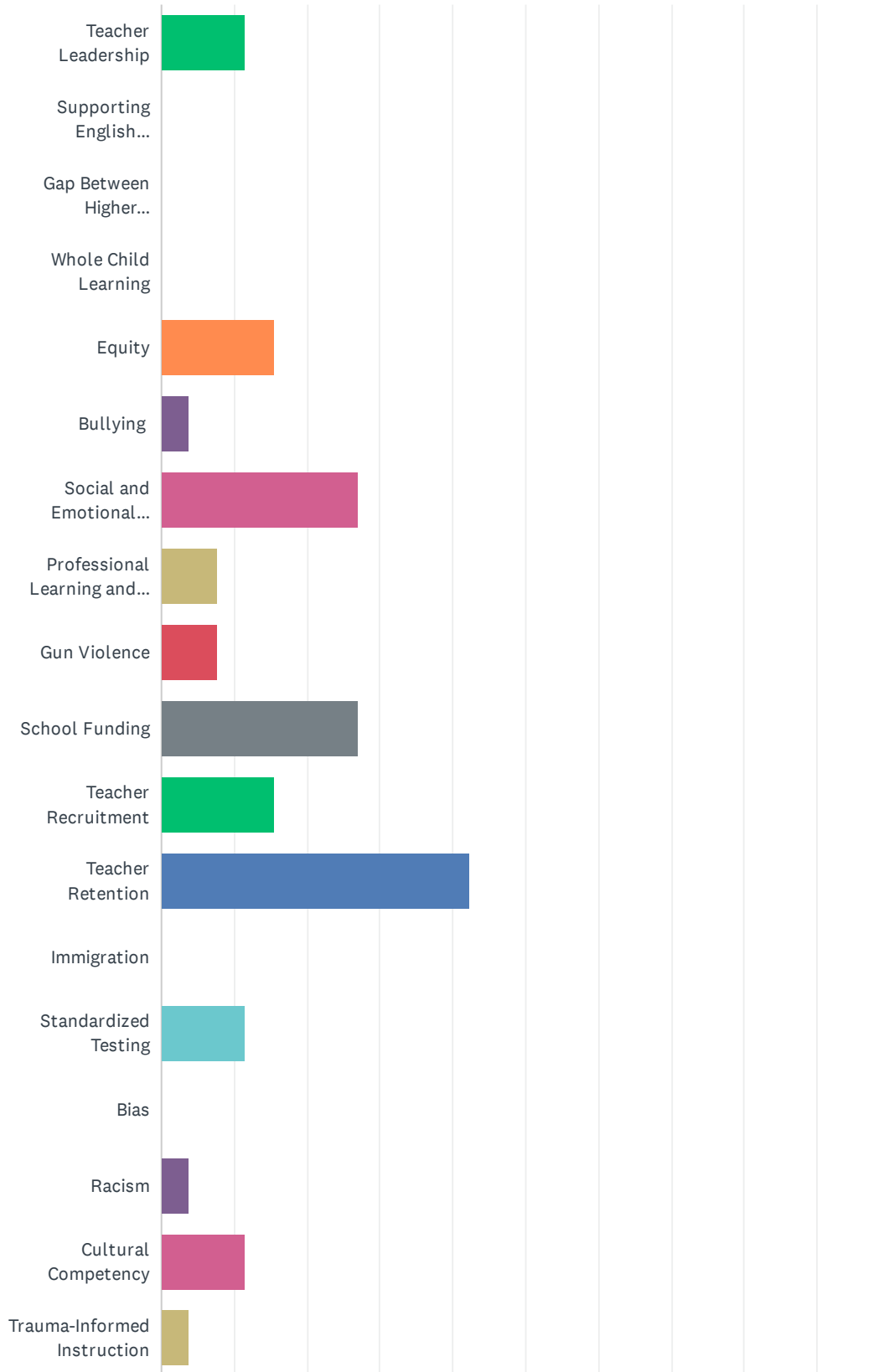
Q6 Your email address (it will only be used for the purposes of this survey):

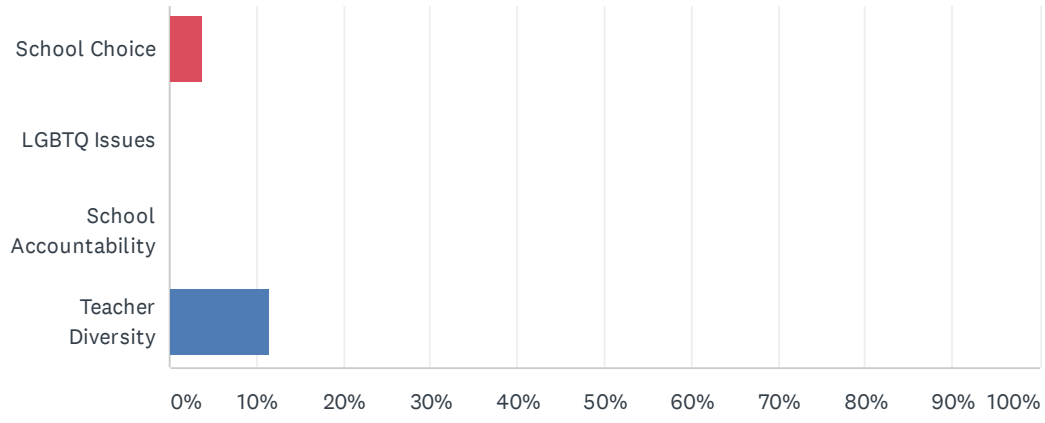
Answered: 26 Skipped: 0

#	RESPONSES	DATE
1	dcallope@wwusd.org	2/10/2020 7:48 PM
2	lorineurohr@gmail.com	2/10/2020 4:52 PM
3	leahluke66@gmail.com	2/10/2020 12:28 PM
4	mmiller@sasd.net	2/7/2020 1:32 PM
5	mekanthack3@gmail.com	2/7/2020 12:55 PM
6	kaldhust@kmsd.edu	2/4/2020 8:19 PM
7	guldenelizabeth@gmail.com	2/3/2020 7:55 PM
8	sarahimonterrey@gmail.com	2/2/2020 10:56 PM
9	wvsmueller@gmail.com	2/1/2020 9:48 PM
10	Baozz@charter.net	2/1/2020 11:44 AM
11	mmchugh@lacrossesd.org	2/1/2020 9:59 AM
12	Callopeand86@gmail.com	2/1/2020 9:23 AM
13	dfbleifield@yahoo.com	2/1/2020 12:23 AM
14	emccarthy8@gmail.com	1/31/2020 8:55 PM
15	cfelske@gmail.com	1/31/2020 5:01 PM
16	Lkohlhepp@charter.net	1/31/2020 4:45 PM
17	markkohl283@gmail.com	1/31/2020 4:14 PM
18	Reecebrianne@gmail.com	1/31/2020 1:45 PM
19	mpwuenstel@yahoo.com	1/31/2020 12:24 PM
20	bgrignon@misd.k12.wi.us	1/31/2020 11:59 AM
21	jerryhoefs@gmail.com	1/31/2020 11:57 AM
22	jgulcynski@s-bschools.org	1/31/2020 11:32 AM
23	amytraynor01@gmail.com	1/31/2020 11:18 AM
24	lexa@newnorth.net	1/28/2020 4:49 PM
25	rerickson@bayfield.k12.wi.us	1/23/2020 9:45 PM
26	kaldhust@kmsd.edu	1/15/2020 1:53 PM

Q7 Please select the top 2 most important issues or practices for teachers and students in your state.

Answered: 26 Skipped: 0





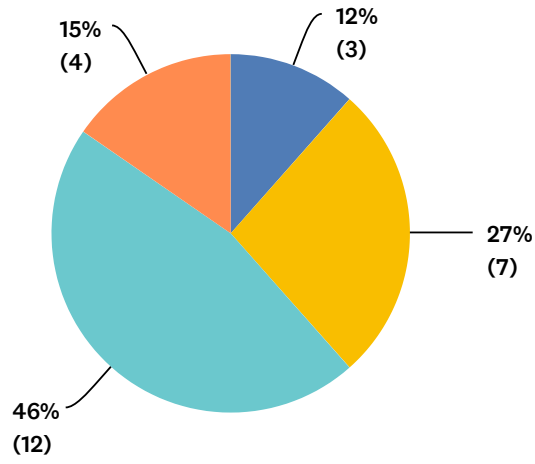
Q8 What else is important for teachers and students in your state (optional)?

Answered: 14 Skipped: 12

#	RESPONSES	DATE
1	Trauma informed practices	2/10/2020 4:53 PM
2	Equity and Teacher Salaries	2/7/2020 12:55 PM
3	teacher attraction to the field, teacher and student mental health	2/3/2020 7:57 PM
4	School funding, fighting vouchers, school accountability, reducing the "us vs. them" between teachers and administrators that exists on BOTH sides of that equation.	2/1/2020 9:50 PM
5	Adequate supports for students with mental health and special educational needs. Teachers cannot do it on their own.	2/1/2020 11:46 AM
6	When looking at Teacher Diversity, traditionally white communities and rural communities struggle to recruit and retain teachers of color. It is a larger systemic issue.	2/1/2020 10:06 AM
7	Mental health, especially the rise of anxiety and depression	1/31/2020 8:56 PM
8	The economics of teaching - we're having a great decrease in the number of people going into the field due to the cost of college vs. the income of a teacher. We need loan forgiveness or income increase.	1/31/2020 5:03 PM
9	Less focus on standardized teeting	1/31/2020 1:49 PM
10	Government policies that undermine educators as informed decision makers and advocates for students	1/31/2020 12:25 PM
11	climate change	1/31/2020 11:58 AM
12	Mental Health issues for students	1/31/2020 11:34 AM
13	I am retired and no longer living in Wisconsin. I am no longer involved in education. My answers above are based on my knowledge from several years ago.	1/28/2020 4:51 PM
14	Creating a state test that matters to my students. Creating a state test that measures the student and not the system.	1/15/2020 1:54 PM

Q9 Bias negatively affects student learning in my state.

Answered: 26 Skipped: 0

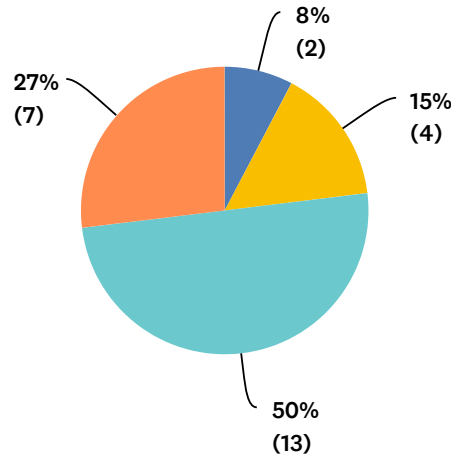


■ Strongly disagree
 ■ Disagree
 ■ Neutral
 ■ Agree
 ■ Strongly agree

	STRONGLY DISAGREE	DISAGREE	NEUTRAL	AGREE	STRONGLY AGREE	TOTAL	WEIGHTED AVERAGE
(no label)	0% 0	12% 3	27% 7	46% 12	15% 4	26	1.65

Q10 A lack of cultural competency negatively affects student learning in my state.

Answered: 26 Skipped: 0

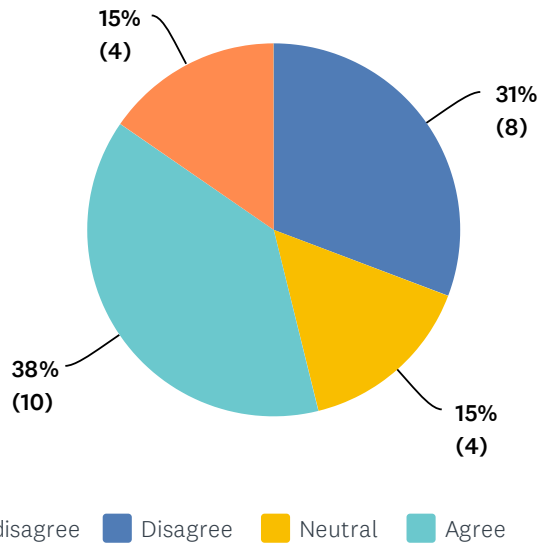


■ Strongly disagree
 ■ Disagree
 ■ Neutral
 ■ Agree
 ■ Strongly agree

	STRONGLY DISAGREE	DISAGREE	NEUTRAL	AGREE	STRONGLY AGREE	TOTAL	WEIGHTED AVERAGE
(no label)	0% 0	8% 2	15% 4	50% 13	27% 7	26	1.96

Q11 A lack of teacher leadership negatively affects student learning in my state.

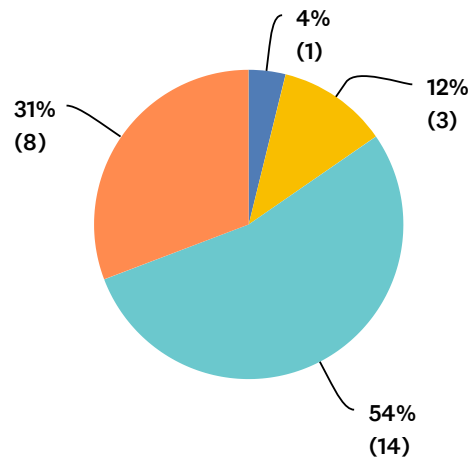
Answered: 26 Skipped: 0



	STRONGLY DISAGREE	DISAGREE	NEUTRAL	AGREE	STRONGLY AGREE	TOTAL	WEIGHTED AVERAGE
(no label)	0% 0	31% 8	15% 4	38% 10	15% 4	26	1.38

Q12 A lack of equity negatively affects student learning in my state.

Answered: 26 Skipped: 0

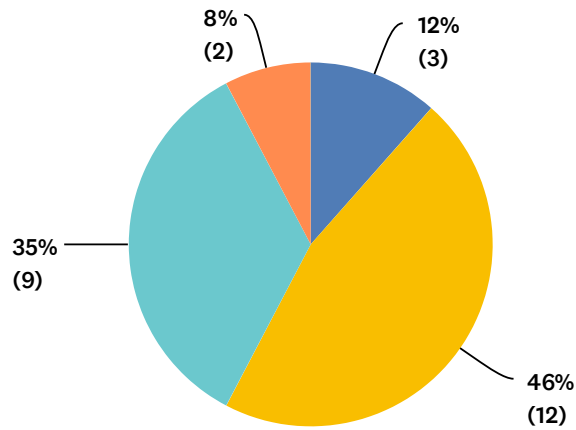


■ Strongly disagree
 ■ Disagree
 ■ Neutral
 ■ Agree
 ■ Strongly agree

	STRONGLY DISAGREE	DISAGREE	NEUTRAL	AGREE	STRONGLY AGREE	TOTAL	WEIGHTED AVERAGE
(no label)	0% 0	4% 1	12% 3	54% 14	31% 8	26	2.12

Q13 The gap between Pk12 and higher education negatively affects student learning in my state.

Answered: 26 Skipped: 0

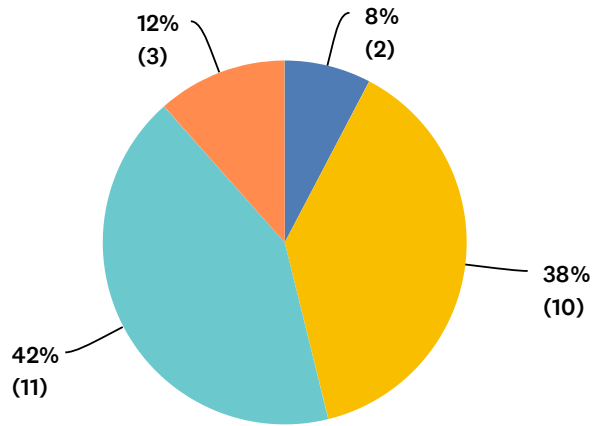


■ Strongly disagree
 ■ Disagree
 ■ Neutral
 ■ Agree
 ■ Strongly agree

	STRONGLY DISAGREE	DISAGREE	NEUTRAL	AGREE	STRONGLY AGREE	TOTAL	WEIGHTED AVERAGE
(no label)	0% 0	12% 3	46% 12	35% 9	8% 2	26	1.38

Q14 School accountability negatively affects student learning in my state.

Answered: 26 Skipped: 0

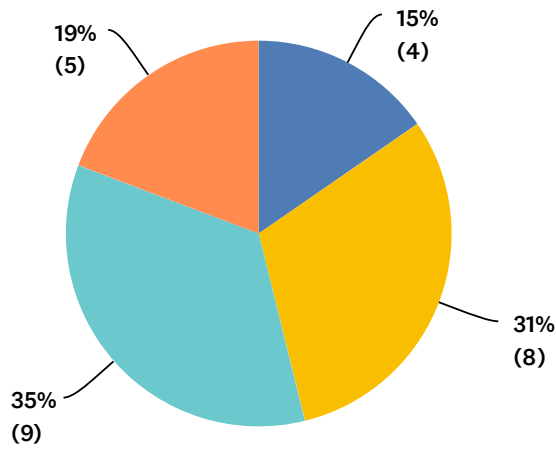


■ Strongly disagree
 ■ Disagree
 ■ Neutral
 ■ Agree
 ■ Strongly agree

	STRONGLY DISAGREE	DISAGREE	NEUTRAL	AGREE	STRONGLY AGREE	TOTAL	WEIGHTED AVERAGE
(no label)	0% 0	8% 2	38% 10	42% 11	12% 3	26	1.58

Q15 Gun violence negatively affects student learning in my state.

Answered: 26 Skipped: 0

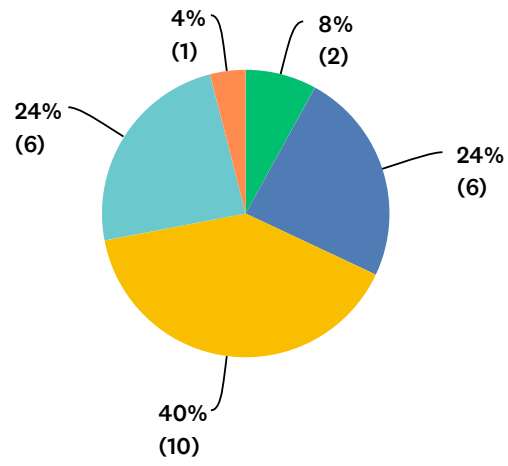


■ Strongly disagree
 ■ Disagree
 ■ Neutral
 ■ Agree
 ■ Strongly agree

	STRONGLY DISAGREE	DISAGREE	NEUTRAL	AGREE	STRONGLY AGREE	TOTAL	WEIGHTED AVERAGE
(no label)	0% 0	15% 4	31% 8	35% 9	19% 5	26	1.58

Q16 Immigration negatively affects student learning in my state.

Answered: 25 Skipped: 1

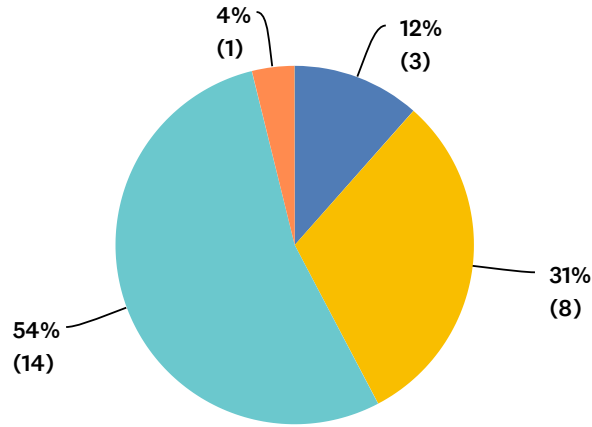


■ Strongly disagree
 ■ Disagree
 ■ Neutral
 ■ Agree
 ■ Strongly agree

	STRONGLY DISAGREE	DISAGREE	NEUTRAL	AGREE	STRONGLY AGREE	TOTAL	WEIGHTED AVERAGE
(no label)	8% 2	24% 6	40% 10	24% 6	4% 1	25	1.00

Q17 Bias against LGBTQ students negatively affects student learning in my state.

Answered: 26 Skipped: 0

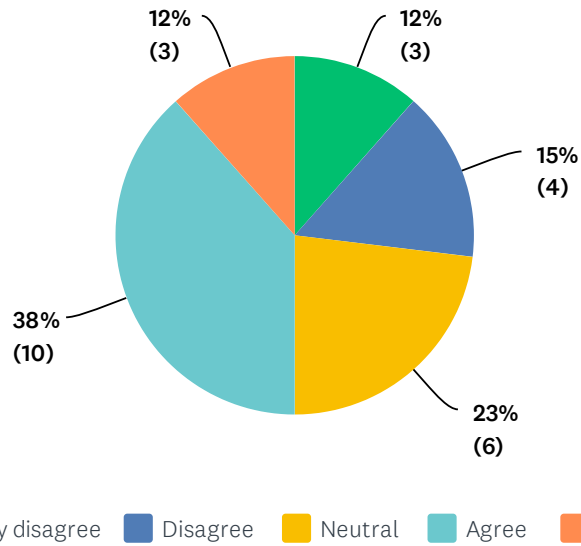


■ Strongly disagree
 ■ Disagree
 ■ Neutral
 ■ Agree
 ■ Strongly agree

	STRONGLY DISAGREE	DISAGREE	NEUTRAL	AGREE	STRONGLY AGREE	TOTAL	WEIGHTED AVERAGE
(no label)	0% 0	12% 3	31% 8	54% 14	4% 1	26	1.50

Q18 A lack of effective professional learning and development negatively affects student learning in my state.

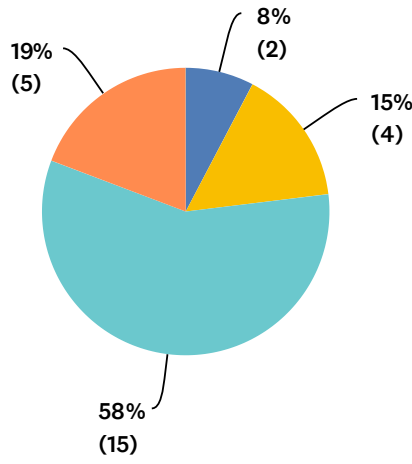
Answered: 26 Skipped: 0



	STRONGLY DISAGREE	DISAGREE	NEUTRAL	AGREE	STRONGLY AGREE	TOTAL	WEIGHTED AVERAGE
(no label)	12% 3	15% 4	23% 6	38% 10	12% 3	26	1.35

Q19 Racism negatively affects student learning in my state.

Answered: 26 Skipped: 0

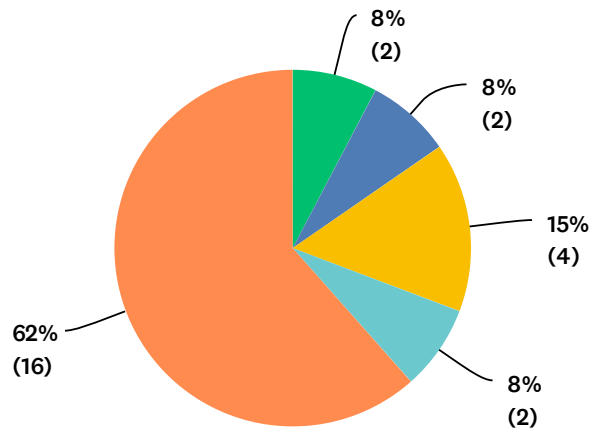


■ Strongly disagree
 ■ Disagree
 ■ Neutral
 ■ Agree
 ■ Strongly agree

	STRONGLY DISAGREE	DISAGREE	NEUTRAL	AGREE	STRONGLY AGREE	TOTAL	WEIGHTED AVERAGE
(no label)	0% 0	8% 2	15% 4	58% 15	19% 5	26	1.88

Q20 School choice negatively affects student learning in my state.

Answered: 26 Skipped: 0

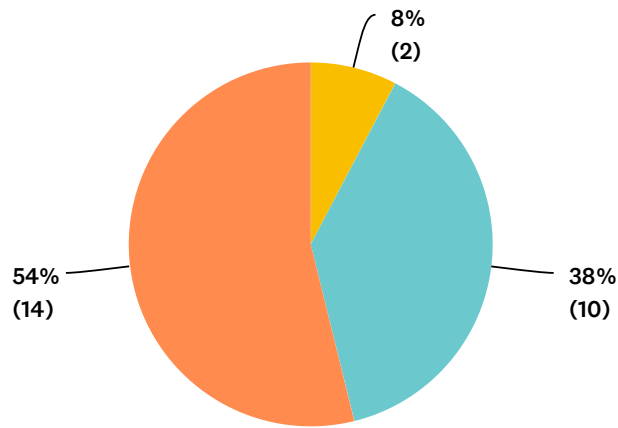


■ Strongly disagree
 ■ Disagree
 ■ Neutral
 ■ Agree
 ■ Strongly agree

	STRONGLY DISAGREE	DISAGREE	NEUTRAL	AGREE	STRONGLY AGREE	TOTAL	WEIGHTED AVERAGE
(no label)	8% 2	8% 2	15% 4	8% 2	62% 16	26	2.15

Q21 Disparities in school funding negatively affect student learning in my state.

Answered: 26 Skipped: 0

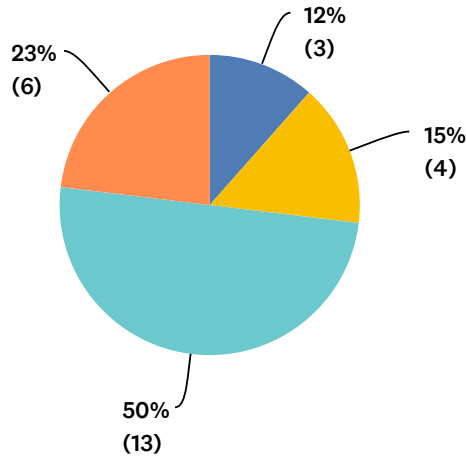


■ Strongly disagree
 ■ Disagree
 ■ Neutral
 ■ Agree
 ■ Strongly agree

	STRONGLY DISAGREE	DISAGREE	NEUTRAL	AGREE	STRONGLY AGREE	TOTAL	WEIGHTED AVERAGE
(no label)	0% 0	0% 0	8% 2	38% 10	54% 14	26	2.46

Q22 A lack of social and emotional learning negatively affects student learning in my state.

Answered: 26 Skipped: 0

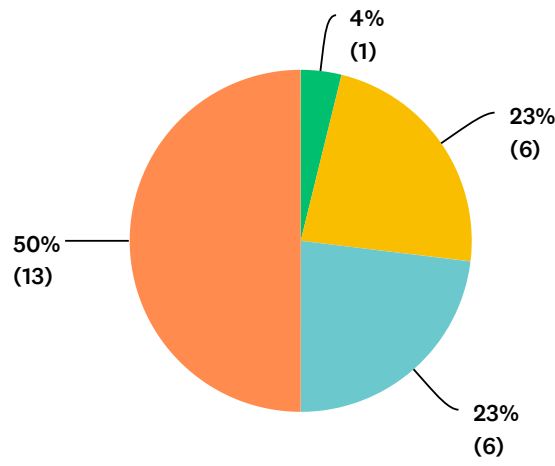


■ Strongly disagree
 ■ Disagree
 ■ Neutral
 ■ Agree
 ■ Strongly agree

	STRONGLY DISAGREE	DISAGREE	NEUTRAL	AGREE	STRONGLY AGREE	TOTAL	WEIGHTED AVERAGE
(no label)	0% 0	12% 3	15% 4	50% 13	23% 6	26	1.85

Q23 Standardized testing negatively affects student learning in my state.

Answered: 26 Skipped: 0

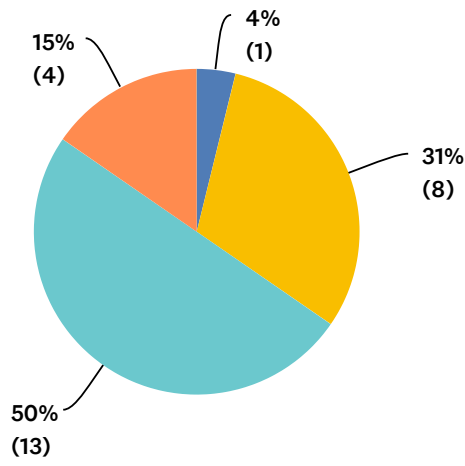


■ Strongly disagree
 ■ Disagree
 ■ Neutral
 ■ Agree
 ■ Strongly agree

	STRONGLY DISAGREE	DISAGREE	NEUTRAL	AGREE	STRONGLY AGREE	TOTAL	WEIGHTED AVERAGE
(no label)	4% 1	0% 0	23% 6	23% 6	50% 13	26	2.19

Q24 Student bullying negatively affects student learning in my state.

Answered: 26 Skipped: 0

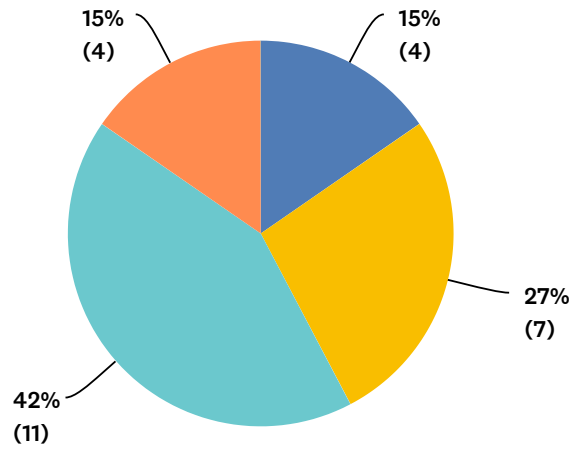


■ Strongly disagree
 ■ Disagree
 ■ Neutral
 ■ Agree
 ■ Strongly agree

	STRONGLY DISAGREE	DISAGREE	NEUTRAL	AGREE	STRONGLY AGREE	TOTAL	WEIGHTED AVERAGE
(no label)	0% 0	4% 1	31% 8	50% 13	15% 4	26	1.77

Q25 A lack of supports for English Language Learners negatively affects student learning in my state.

Answered: 26 Skipped: 0

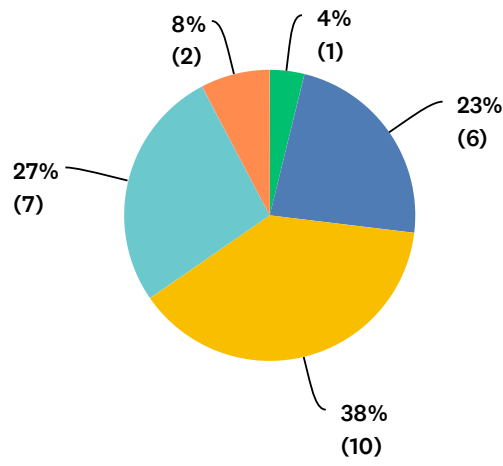


■ Strongly disagree
 ■ Disagree
 ■ Neutral
 ■ Agree
 ■ Strongly agree

	STRONGLY DISAGREE	DISAGREE	NEUTRAL	AGREE	STRONGLY AGREE	TOTAL	WEIGHTED AVERAGE
(no label)	0% 0	15% 4	27% 7	42% 11	15% 4	26	1.58

Q26 Teacher bullying negatively affects student learning in my state.

Answered: 26 Skipped: 0

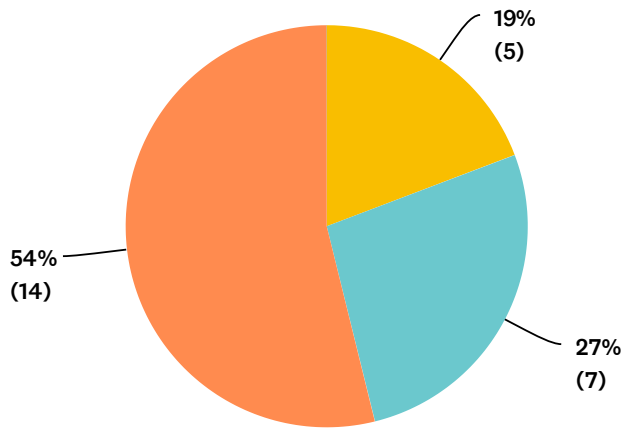


■ Strongly disagree
 ■ Disagree
 ■ Neutral
 ■ Agree
 ■ Strongly agree

	STRONGLY DISAGREE	DISAGREE	NEUTRAL	AGREE	STRONGLY AGREE	TOTAL	WEIGHTED AVERAGE
(no label)	4% 1	23% 6	38% 10	27% 7	8% 2	26	1.15

Q27 Teacher recruitment negatively affects student learning in my state.

Answered: 26 Skipped: 0

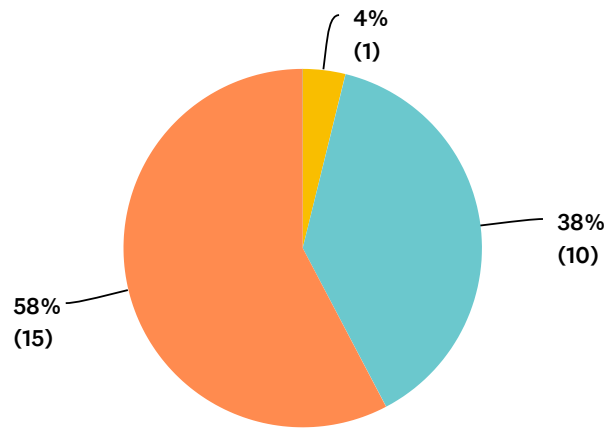


■ Strongly disagree
 ■ Disagree
 ■ Neutral
 ■ Agree
 ■ Strongly agree

	STRONGLY DISAGREE	DISAGREE	NEUTRAL	AGREE	STRONGLY AGREE	TOTAL	WEIGHTED AVERAGE
(no label)	0% 0	0% 0	19% 5	27% 7	54% 14	26	2.35

Q28 Teacher retention negatively affects student learning in my state.

Answered: 26 Skipped: 0

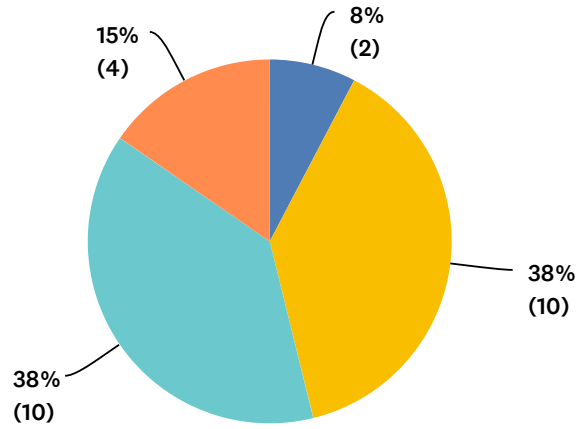


■ Strongly disagree
 ■ Disagree
 ■ Neutral
 ■ Agree
 ■ Strongly agree

	STRONGLY DISAGREE	DISAGREE	NEUTRAL	AGREE	STRONGLY AGREE	TOTAL	WEIGHTED AVERAGE
(no label)	0% 0	0% 0	4% 1	38% 10	58% 15	26	2.54

Q29 A lack of trauma-informed instruction negatively affects student learning in my state.

Answered: 26 Skipped: 0

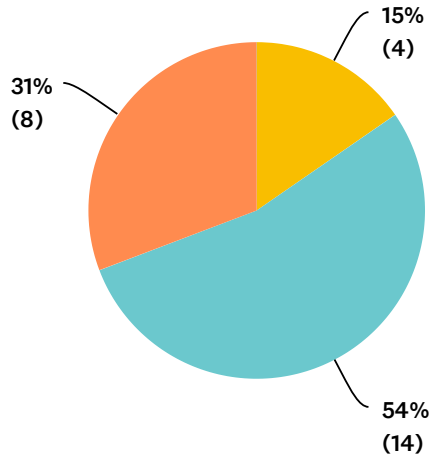


■ Strongly disagree
 ■ Disagree
 ■ Neutral
 ■ Agree
 ■ Strongly agree

	STRONGLY DISAGREE	DISAGREE	NEUTRAL	AGREE	STRONGLY AGREE	TOTAL	WEIGHTED AVERAGE
(no label)	0% 0	8% 2	38% 10	38% 10	15% 4	26	1.62

Q30 A lack of teacher diversity negatively affects student learning in my state.

Answered: 26 Skipped: 0



■ Strongly disagree
 ■ Disagree
 ■ Neutral
 ■ Agree
 ■ Strongly agree

	STRONGLY DISAGREE	DISAGREE	NEUTRAL	AGREE	STRONGLY AGREE	TOTAL	WEIGHTED AVERAGE
(no label)	0% 0	0% 0	15% 4	54% 14	31% 8	26	2.15

Q31 Feedback (optional):

Answered: 3 Skipped: 23

#	RESPONSES	DATE
1	In Q. 26, I assume it refers to bullying from the public/political sphere toward teachers.	2/1/2020 11:50 AM
2	I do not feel comfortable speaking for my state at this time. I can however speak for my district/ local area. So I based my answers on this. WI is a state that varies very much between the rural areas, which I come from, and the more populated areas like Milwaukee. If I was responding to these questions - coming from Milwaukee or Madison areas I'm sure my answers would be very different.	1/31/2020 11:43 AM
3	I answered all questions neutral since I am no longer in the field of education.	1/28/2020 4:53 PM