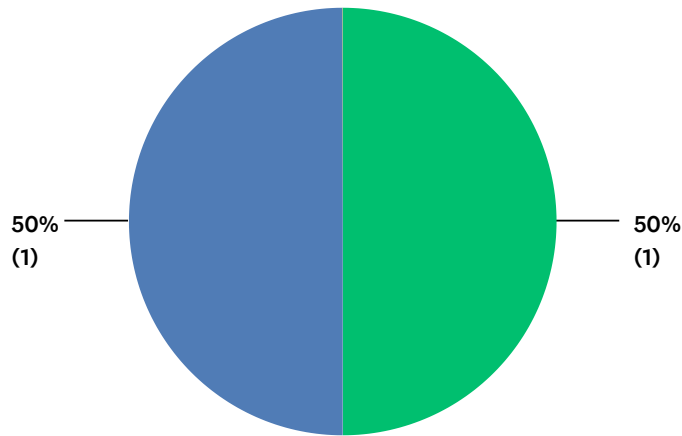


# Q1 Are you a state teacher of the year or a finalist?

Answered: 2 Skipped: 0



■ State teacher of the year 
 ■ Finalist 
 ■ Other (please specify)

ANSWER CHOICES	RESPONSES
State teacher of the year	50% 1
Finalist	50% 1
Other (please specify)	0% 0
<b>TOTAL</b>	<b>2</b>

#	OTHER (PLEASE SPECIFY)	DATE
	There are no responses.	

## Q2 In what year?

Answered: 2 Skipped: 0

#	RESPONSES	DATE
1	2019	2/10/2020 4:14 PM
2	2014	2/10/2020 2:47 PM

### Q3 In which state were you recognized as a state teacher of the year or finalist?

Answered: 2 Skipped: 0



Louisiana										
Maine										
Maryland										
Massachusetts										
Michigan										
Minnesota										
Mississippi										
Missouri										
Montana										
Nebraska										
Nevada										
New Hampshire										
New Jersey										
New Mexico										
New York										
North Carolina										
North Dakota										
Ohio										
Oklahoma										
Oregon										
Pennsylvania										

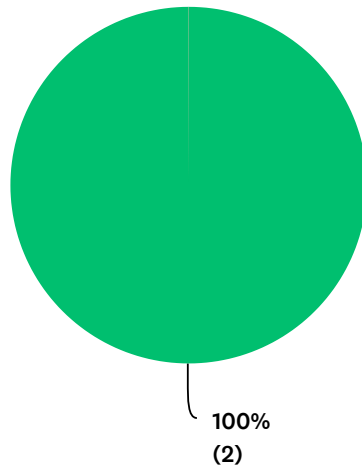


ANSWER CHOICES	RESPONSES	
Alabama	0%	0
Alaska	0%	0
Arizona	0%	0
Arkansas	0%	0
California	0%	0
Colorado	0%	0
Connecticut	0%	0
Deleware	100%	2
DoDEA	0%	0
Florida	0%	0
Georgia	0%	0
Hawaii	0%	0
Idaho	0%	0
Illinois	0%	0
Indiana	0%	0
Iowa	0%	0
Kansas	0%	0
Kentucky	0%	0
Louisiana	0%	0
Maine	0%	0
Maryland	0%	0
Massachusetts	0%	0
Michigan	0%	0
Minnesota	0%	0
Mississippi	0%	0
Missouri	0%	0
Montana	0%	0
Nebraska	0%	0
Nevada	0%	0
New Hampshire	0%	0
New Jersey	0%	0
New Mexico	0%	0

New York	0%	0
North Carolina	0%	0
North Dakota	0%	0
Ohio	0%	0
Oklahoma	0%	0
Oregon	0%	0
Pennsylvania	0%	0
Puerto Rico	0%	0
Rhode Island	0%	0
South Carolina	0%	0
South Dakota	0%	0
Tennessee	0%	0
Texas	0%	0
U.S. Territory	0%	0
Utah	0%	0
Vermont	0%	0
Virginia	0%	0
Washington	0%	0
Washington, DC	0%	0
West Virginia	0%	0
Wisconsin	0%	0
Wyoming	0%	0
TOTAL		2

### Q4 What gender do you identify as?

Answered: 2 Skipped: 0



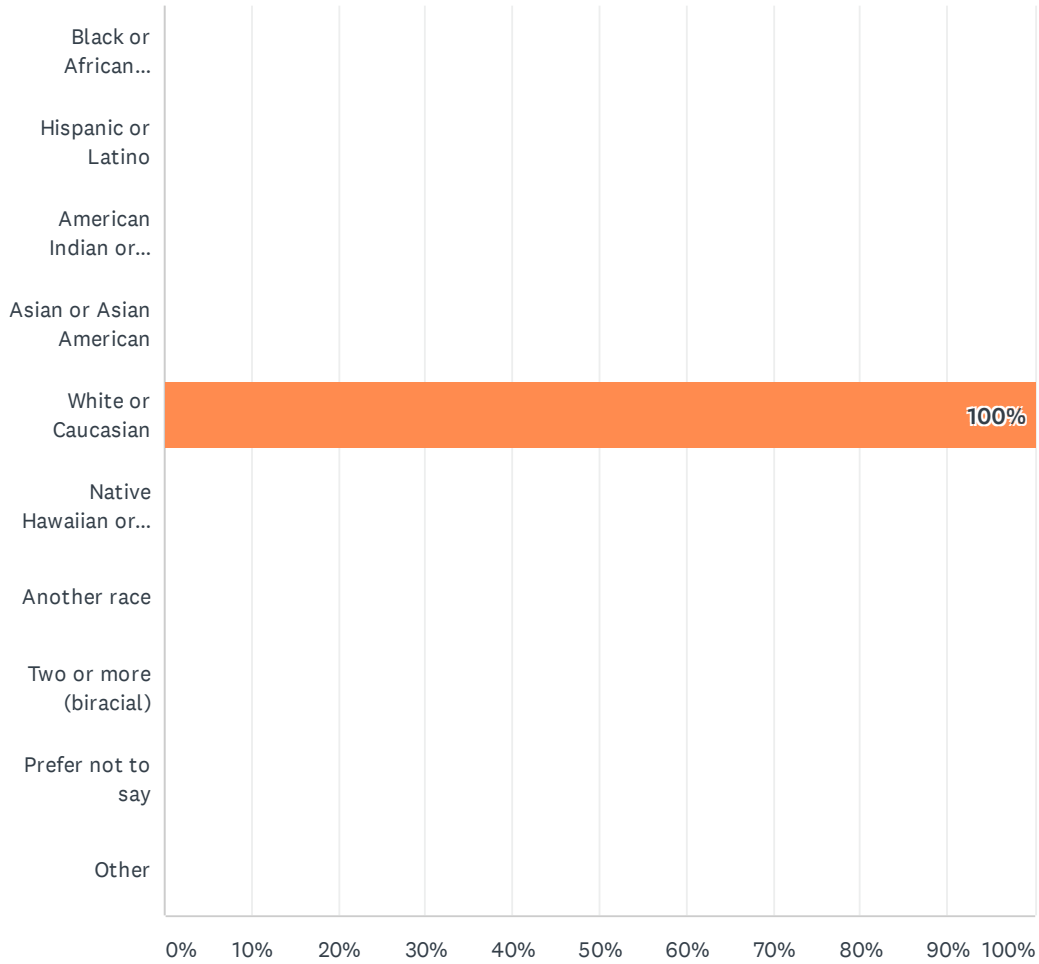
Female Male Non-binary Prefer not to answer

ANSWER CHOICES	RESPONSES	
Female	100%	2
Male	0%	0
Non-binary	0%	0
Prefer not to answer	0%	0
TOTAL		2



### Q5 Please specify your ethnicity.

Answered: 2 Skipped: 0



ANSWER CHOICES	RESPONSES	
Black or African American	0%	0
Hispanic or Latino	0%	0
American Indian or Alaska Native	0%	0
Asian or Asian American	0%	0
White or Caucasian	100%	2
Native Hawaiian or other Pacific Islander	0%	0
Another race	0%	0
Two or more (biracial)	0%	0
Prefer not to say	0%	0
Other	0%	0
<b>TOTAL</b>		<b>2</b>

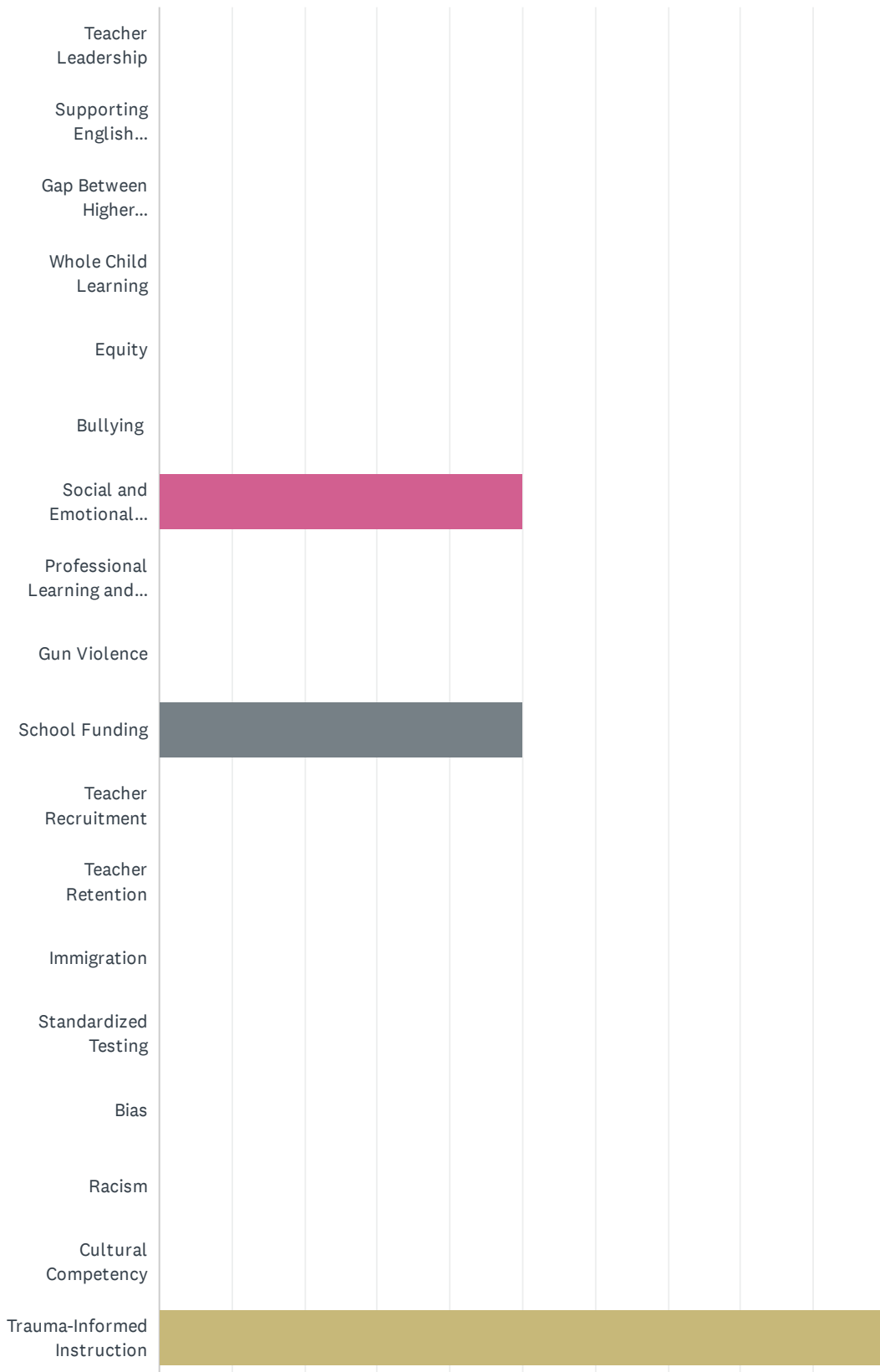
## Q6 Your email address (it will only be used for the purposes of this survey):

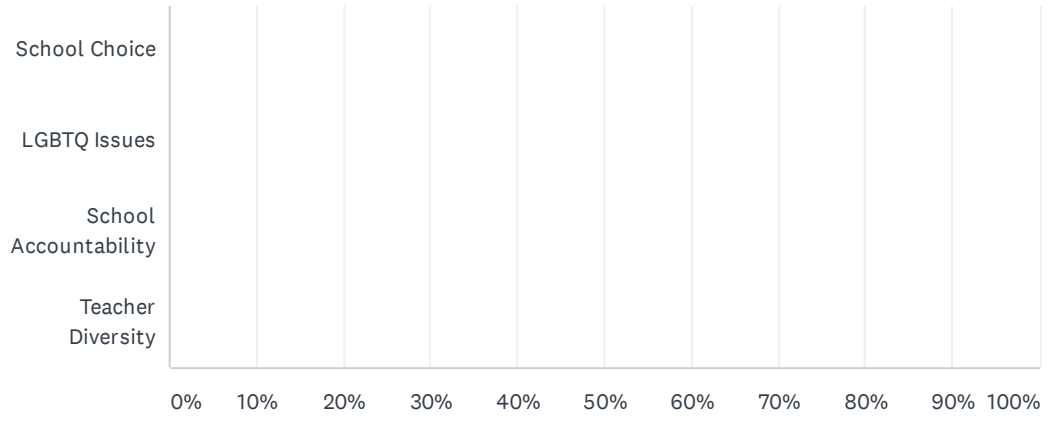
Answered: 2 Skipped: 0

#	RESPONSES	DATE
1	Ashlee.upp@cr.k12.de.us	2/10/2020 4:14 PM
2	clwainwright@ccps.org	2/10/2020 2:47 PM

# Q7 Please select the top 2 most important issues or practices for teachers and students in your state.

Answered: 2 Skipped: 0





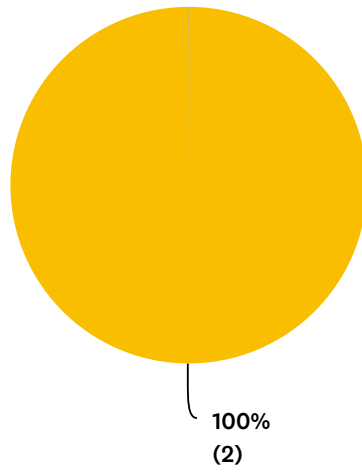
## Q8 What else is important for teachers and students in your state (optional)?

Answered: 2 Skipped: 0

#	RESPONSES	DATE
1	Teacher diversity, equity, teacher retention & recruitment	2/10/2020 4:15 PM
2	Families dealing with poverty	2/10/2020 2:49 PM

### Q9 Bias negatively affects student learning in my state.

Answered: 2 Skipped: 0

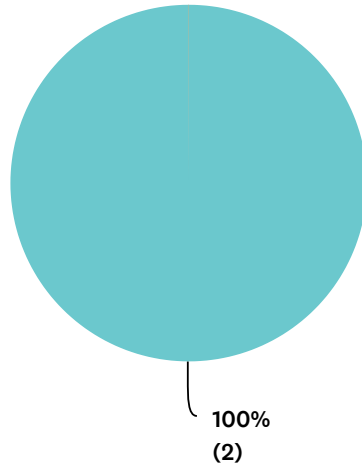


Strongly disagree Disagree Neutral Agree Strongly agree

	STRONGLY DISAGREE	DISAGREE	NEUTRAL	AGREE	STRONGLY AGREE	TOTAL	WEIGHTED AVERAGE
(no label)	0% 0	0% 0	100% 2	0% 0	0% 0	2	1.00

# Q10 A lack of cultural competency negatively affects student learning in my state.

Answered: 2 Skipped: 0

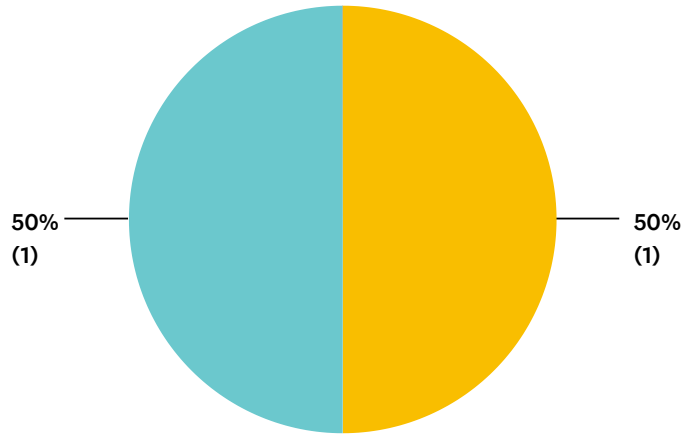


■ Strongly disagree 
 ■ Disagree 
 ■ Neutral 
 ■ Agree 
 ■ Strongly agree

	STRONGLY DISAGREE	DISAGREE	NEUTRAL	AGREE	STRONGLY AGREE	TOTAL	WEIGHTED AVERAGE
(no label)	0% 0	0% 0	0% 0	100% 2	0% 0	2	2.00

# Q11 A lack of teacher leadership negatively affects student learning in my state.

Answered: 2 Skipped: 0



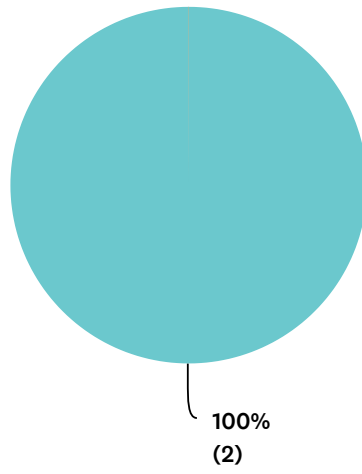
■ Strongly disagree 
 ■ Disagree 
 ■ Neutral 
 ■ Agree 
 ■ Strongly agree

	STRONGLY DISAGREE	DISAGREE	NEUTRAL	AGREE	STRONGLY AGREE	TOTAL	WEIGHTED AVERAGE
(no label)	0% 0	0% 0	50% 1	50% 1	0% 0	2	1.50



# Q12 A lack of equity negatively affects student learning in my state.

Answered: 2 Skipped: 0

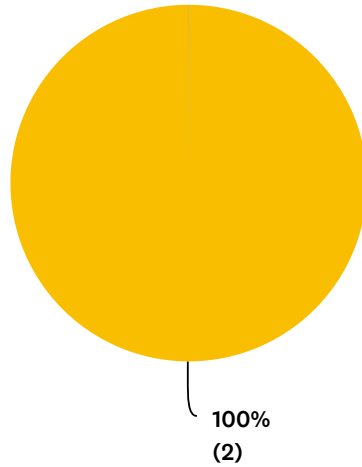


■ Strongly disagree 
 ■ Disagree 
 ■ Neutral 
 ■ Agree 
 ■ Strongly agree

	STRONGLY DISAGREE	DISAGREE	NEUTRAL	AGREE	STRONGLY AGREE	TOTAL	WEIGHTED AVERAGE
(no label)	0% 0	0% 0	0% 0	100% 2	0% 0	2	2.00

### Q13 The gap between Pk12 and higher education negatively affects student learning in my state.

Answered: 2 Skipped: 0

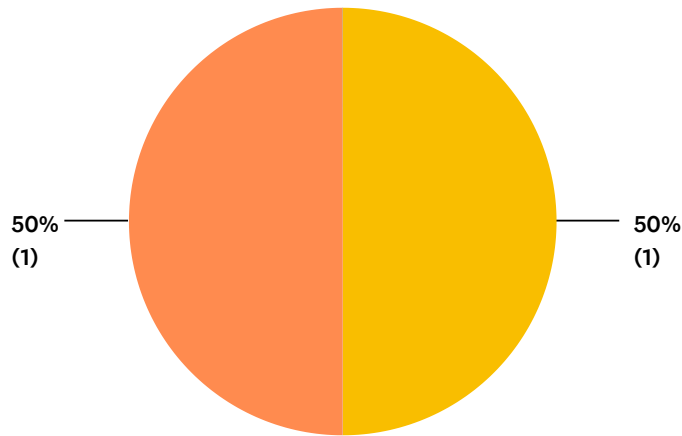


■ Strongly disagree 
 ■ Disagree 
 ■ Neutral 
 ■ Agree 
 ■ Strongly agree

	STRONGLY DISAGREE	DISAGREE	NEUTRAL	AGREE	STRONGLY AGREE	TOTAL	WEIGHTED AVERAGE
(no label)	0% 0	0% 0	100% 2	0% 0	0% 0	2	1.00

# Q14 School accountability negatively affects student learning in my state.

Answered: 2 Skipped: 0

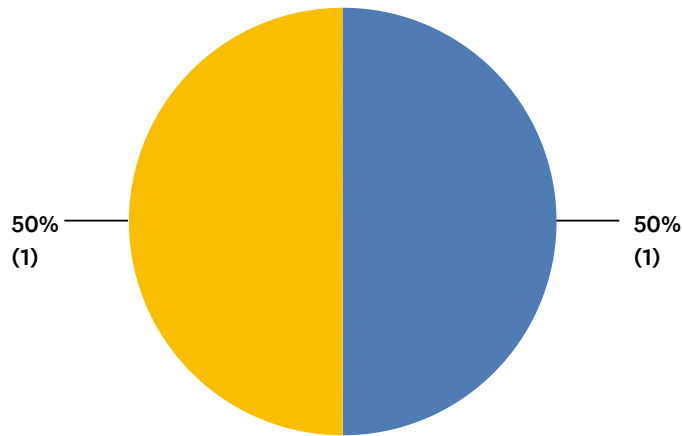


■ Strongly disagree 
 ■ Disagree 
 ■ Neutral 
 ■ Agree 
 ■ Strongly agree

	STRONGLY DISAGREE	DISAGREE	NEUTRAL	AGREE	STRONGLY AGREE	TOTAL	WEIGHTED AVERAGE
(no label)	0% 0	0% 0	50% 1	0% 0	50% 1	2	2.00

# Q15 Gun violence negatively affects student learning in my state.

Answered: 2 Skipped: 0

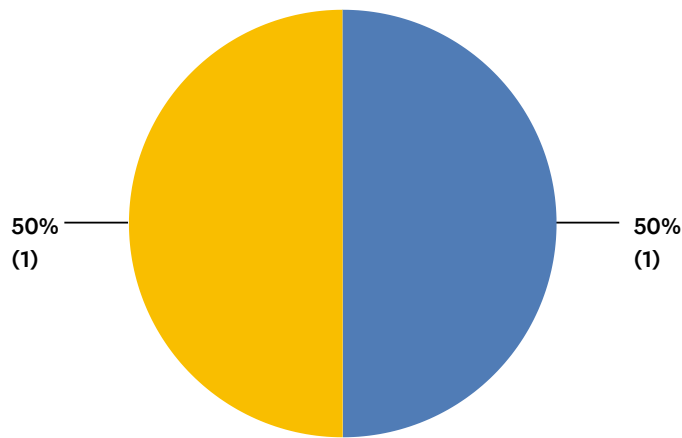


■ Strongly disagree 
 ■ Disagree 
 ■ Neutral 
 ■ Agree 
 ■ Strongly agree

	STRONGLY DISAGREE	DISAGREE	NEUTRAL	AGREE	STRONGLY AGREE	TOTAL	WEIGHTED AVERAGE
(no label)	0% 0	50% 1	50% 1	0% 0	0% 0	2	0.50

### Q16 Immigration negatively affects student learning in my state.

Answered: 2 Skipped: 0

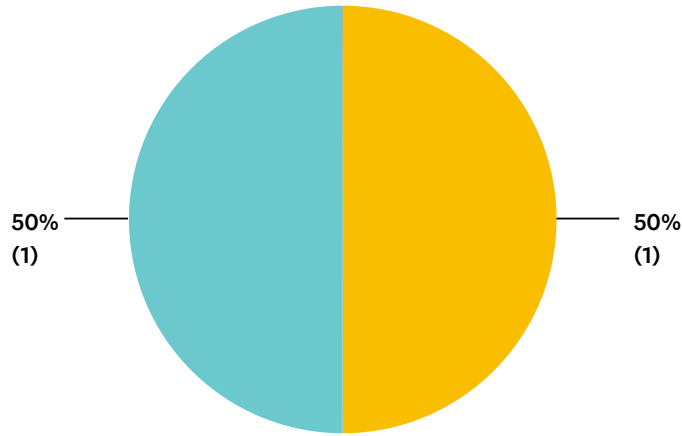


■ Strongly disagree 
 ■ Disagree 
 ■ Neutral 
 ■ Agree 
 ■ Strongly agree

	STRONGLY DISAGREE	DISAGREE	NEUTRAL	AGREE	STRONGLY AGREE	TOTAL	WEIGHTED AVERAGE
(no label)	0% 0	50% 1	50% 1	0% 0	0% 0	2	0.50

# Q17 Bias against LGBTQ students negatively affects student learning in my state.

Answered: 2 Skipped: 0

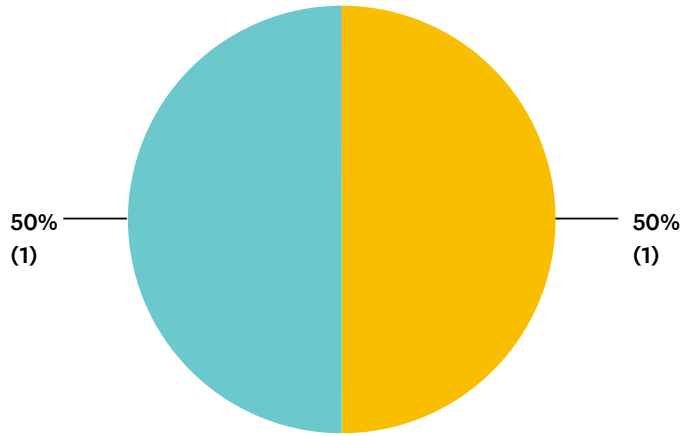


■ Strongly disagree 
 ■ Disagree 
 ■ Neutral 
 ■ Agree 
 ■ Strongly agree

	STRONGLY DISAGREE	DISAGREE	NEUTRAL	AGREE	STRONGLY AGREE	TOTAL	WEIGHTED AVERAGE
(no label)	0% 0	0% 0	50% 1	50% 1	0% 0	2	1.50

# Q18 A lack of effective professional learning and development negatively affects student learning in my state.

Answered: 2 Skipped: 0

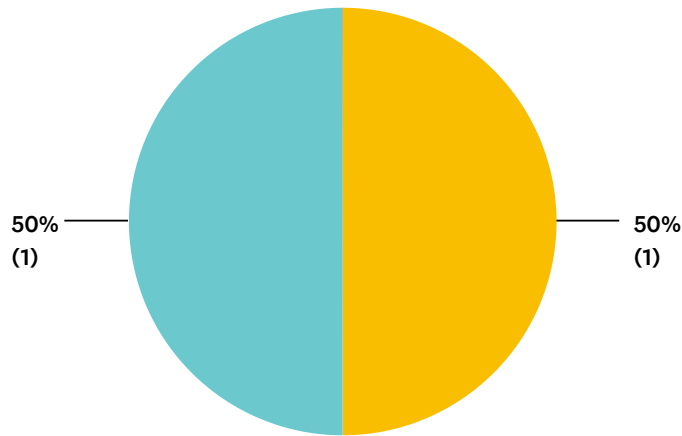


■ Strongly disagree 
 ■ Disagree 
 ■ Neutral 
 ■ Agree 
 ■ Strongly agree

	STRONGLY DISAGREE	DISAGREE	NEUTRAL	AGREE	STRONGLY AGREE	TOTAL	WEIGHTED AVERAGE
(no label)	0% 0	0% 0	50% 1	50% 1	0% 0	2	1.50

### Q19 Racism negatively affects student learning in my state.

Answered: 2 Skipped: 0



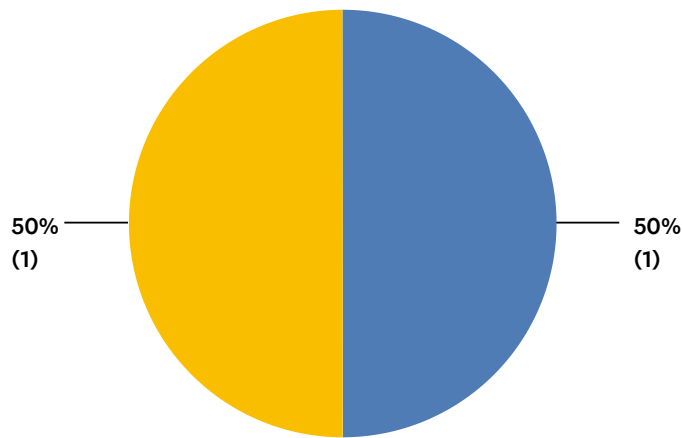
■ Strongly disagree 
 ■ Disagree 
 ■ Neutral 
 ■ Agree 
 ■ Strongly agree

	STRONGLY DISAGREE	DISAGREE	NEUTRAL	AGREE	STRONGLY AGREE	TOTAL	WEIGHTED AVERAGE
(no label)	0% 0	0% 0	50% 1	50% 1	0% 0	2	1.50



## Q20 School choice negatively affects student learning in my state.

Answered: 2 Skipped: 0

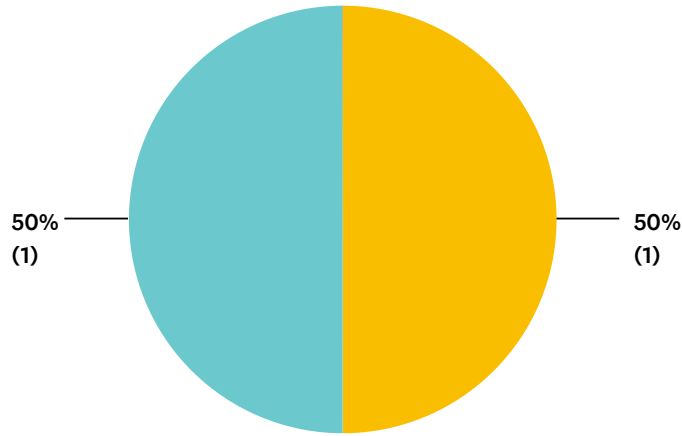


■ Strongly disagree 
 ■ Disagree 
 ■ Neutral 
 ■ Agree 
 ■ Strongly agree

	STRONGLY DISAGREE	DISAGREE	NEUTRAL	AGREE	STRONGLY AGREE	TOTAL	WEIGHTED AVERAGE
(no label)	0% 0	50% 1	50% 1	0% 0	0% 0	2	0.50

# Q21 Disparities in school funding negatively affect student learning in my state.

Answered: 2 Skipped: 0

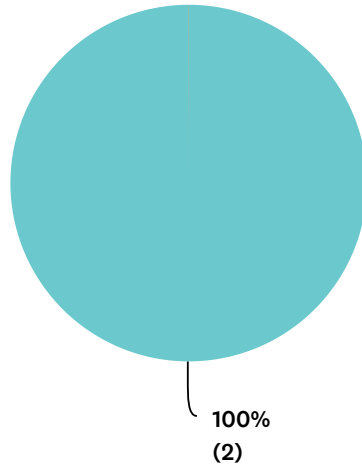


■ Strongly disagree 
 ■ Disagree 
 ■ Neutral 
 ■ Agree 
 ■ Strongly agree

	STRONGLY DISAGREE	DISAGREE	NEUTRAL	AGREE	STRONGLY AGREE	TOTAL	WEIGHTED AVERAGE
(no label)	0% 0	0% 0	50% 1	50% 1	0% 0	2	1.50

## Q22 A lack of social and emotional learning negatively affects student learning in my state.

Answered: 2 Skipped: 0

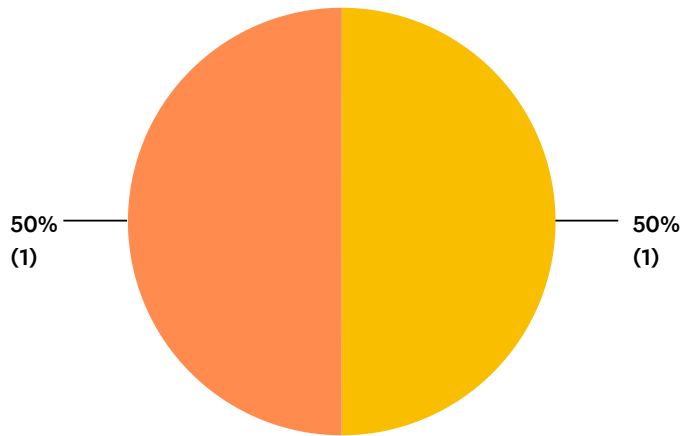


■ Strongly disagree 
 ■ Disagree 
 ■ Neutral 
 ■ Agree 
 ■ Strongly agree

	STRONGLY DISAGREE	DISAGREE	NEUTRAL	AGREE	STRONGLY AGREE	TOTAL	WEIGHTED AVERAGE
(no label)	0% 0	0% 0	0% 0	100% 2	0% 0	2	2.00

# Q23 Standardized testing negatively affects student learning in my state.

Answered: 2 Skipped: 0

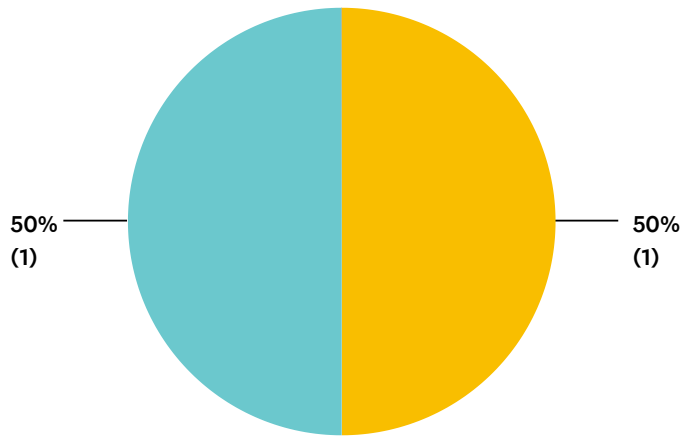


■ Strongly disagree 
 ■ Disagree 
 ■ Neutral 
 ■ Agree 
 ■ Strongly agree

	STRONGLY DISAGREE	DISAGREE	NEUTRAL	AGREE	STRONGLY AGREE	TOTAL	WEIGHTED AVERAGE
(no label)	0% 0	0% 0	50% 1	0% 0	50% 1	2	2.00

## Q24 Student bullying negatively affects student learning in my state.

Answered: 2 Skipped: 0

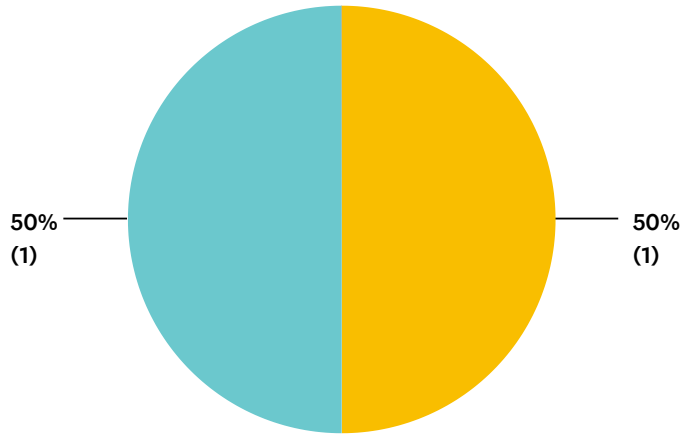


■ Strongly disagree 
 ■ Disagree 
 ■ Neutral 
 ■ Agree 
 ■ Strongly agree

	STRONGLY DISAGREE	DISAGREE	NEUTRAL	AGREE	STRONGLY AGREE	TOTAL	WEIGHTED AVERAGE
(no label)	0% 0	0% 0	50% 1	50% 1	0% 0	2	1.50

# Q25 A lack of supports for English Language Learners negatively affects student learning in my state.

Answered: 2 Skipped: 0

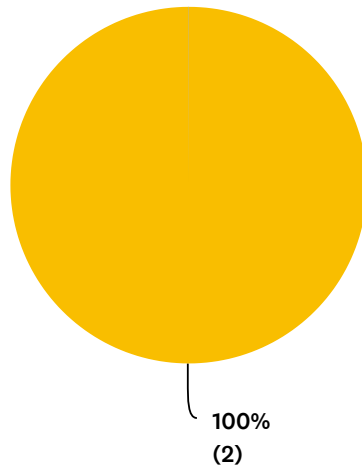


■ Strongly disagree 
 ■ Disagree 
 ■ Neutral 
 ■ Agree 
 ■ Strongly agree

	STRONGLY DISAGREE	DISAGREE	NEUTRAL	AGREE	STRONGLY AGREE	TOTAL	WEIGHTED AVERAGE
(no label)	0% 0	0% 0	50% 1	50% 1	0% 0	2	1.50

### Q26 Teacher bullying negatively affects student learning in my state.

Answered: 2 Skipped: 0

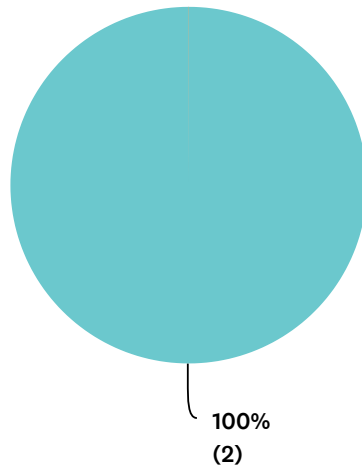


Strongly disagree Disagree Neutral Agree Strongly agree

	STRONGLY DISAGREE	DISAGREE	NEUTRAL	AGREE	STRONGLY AGREE	TOTAL	WEIGHTED AVERAGE
(no label)	0% 0	0% 0	100% 2	0% 0	0% 0	2	1.00

# Q27 Teacher recruitment negatively affects student learning in my state.

Answered: 2 Skipped: 0



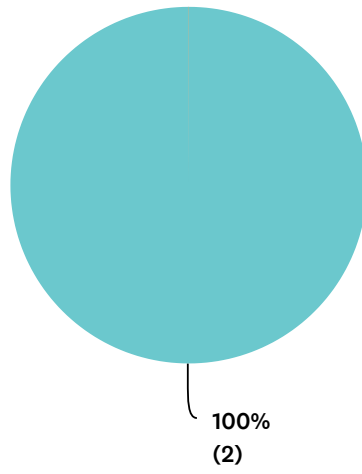
■ Strongly disagree 
 ■ Disagree 
 ■ Neutral 
 ■ Agree 
 ■ Strongly agree

	STRONGLY DISAGREE	DISAGREE	NEUTRAL	AGREE	STRONGLY AGREE	TOTAL	WEIGHTED AVERAGE
(no label)	0% 0	0% 0	0% 0	100% 2	0% 0	2	2.00



# Q28 Teacher retention negatively affects student learning in my state.

Answered: 2 Skipped: 0

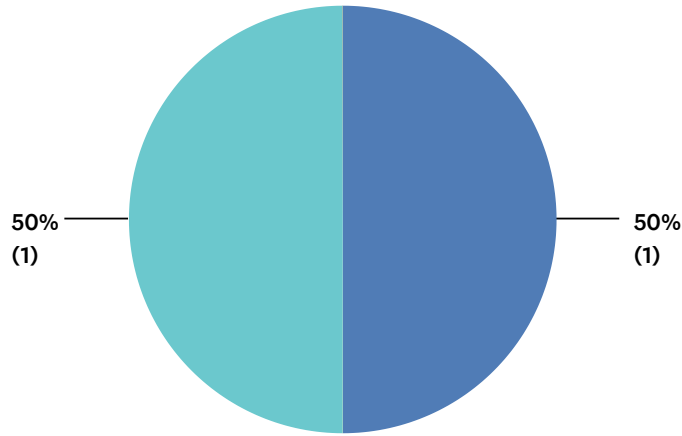


■ Strongly disagree 
 ■ Disagree 
 ■ Neutral 
 ■ Agree 
 ■ Strongly agree

	STRONGLY DISAGREE	DISAGREE	NEUTRAL	AGREE	STRONGLY AGREE	TOTAL	WEIGHTED AVERAGE
(no label)	0% 0	0% 0	0% 0	100% 2	0% 0	2	2.00

## Q29 A lack of trauma-informed instruction negatively affects student learning in my state.

Answered: 2 Skipped: 0

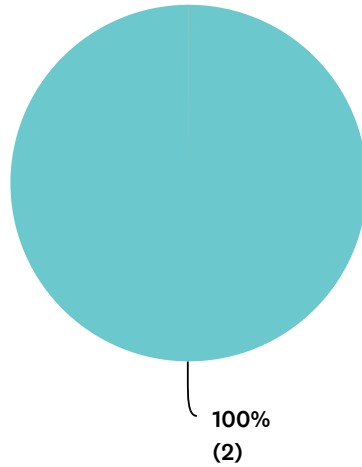


■ Strongly disagree 
 ■ Disagree 
 ■ Neutral 
 ■ Agree 
 ■ Strongly agree

	STRONGLY DISAGREE	DISAGREE	NEUTRAL	AGREE	STRONGLY AGREE	TOTAL	WEIGHTED AVERAGE
(no label)	0% 0	50% 1	0% 0	50% 1	0% 0	2	1.00

### Q30 A lack of teacher diversity negatively affects student learning in my state.

Answered: 2 Skipped: 0



■ Strongly disagree 
 ■ Disagree 
 ■ Neutral 
 ■ Agree 
 ■ Strongly agree

	STRONGLY DISAGREE	DISAGREE	NEUTRAL	AGREE	STRONGLY AGREE	TOTAL	WEIGHTED AVERAGE
(no label)	0% 0	0% 0	0% 0	100% 2	0% 0	2	2.00

### Q31 Feedback (optional):

Answered: 1 Skipped: 1

#	RESPONSES	DATE
1	I'm very new to my state having retired from another state so I'm not familiar with much of the data yet.	2/10/2020 2:54 PM