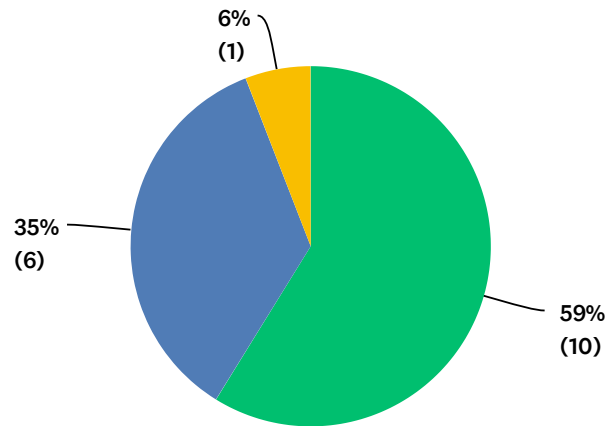


## Q1 Are you a state teacher of the year or a finalist?

Answered: 17 Skipped: 0



■ State teacher of the year
 ■ Finalist
 ■ Other (please specify)

ANSWER CHOICES	RESPONSES
State teacher of the year	59% 10
Finalist	35% 6
Other (please specify)	6% 1
<b>TOTAL</b>	<b>17</b>

#	OTHER (PLEASE SPECIFY)	DATE
1	Regional teacher of the year	1/15/2020 7:58 AM

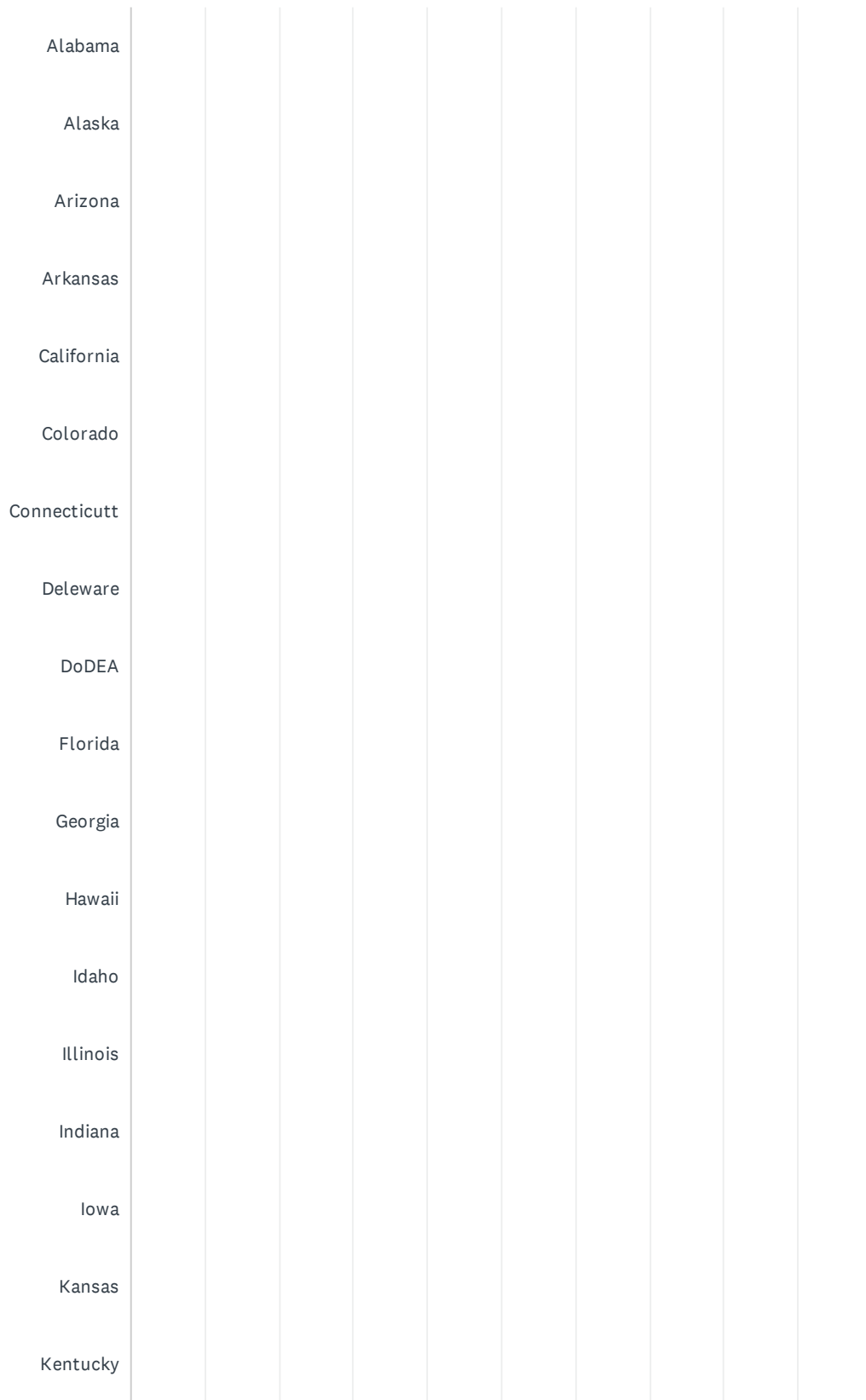
## Q2 In what year?

Answered: 17 Skipped: 0

#	RESPONSES	DATE
1	2017	2/12/2020 8:58 PM
2	2007	2/12/2020 7:56 PM
3	2013	2/12/2020 7:44 PM
4	2019	2/11/2020 9:34 AM
5	2017	2/10/2020 3:45 PM
6	2013	2/7/2020 6:57 PM
7	2010	2/3/2020 6:26 AM
8	2019	2/2/2020 1:43 PM
9	2014	1/31/2020 3:31 PM
10	2001	1/31/2020 12:54 PM
11	2011	1/31/2020 11:04 AM
12	2014	1/31/2020 9:27 AM
13	2008-2009	1/31/2020 8:25 AM
14	2009	1/30/2020 9:09 PM
15	2009	1/30/2020 8:23 PM
16	2017	1/29/2020 2:15 PM
17	2015	1/15/2020 7:58 AM

### Q3 In which state were you recognized as a state teacher of the year or finalist?

Answered: 17 Skipped: 0





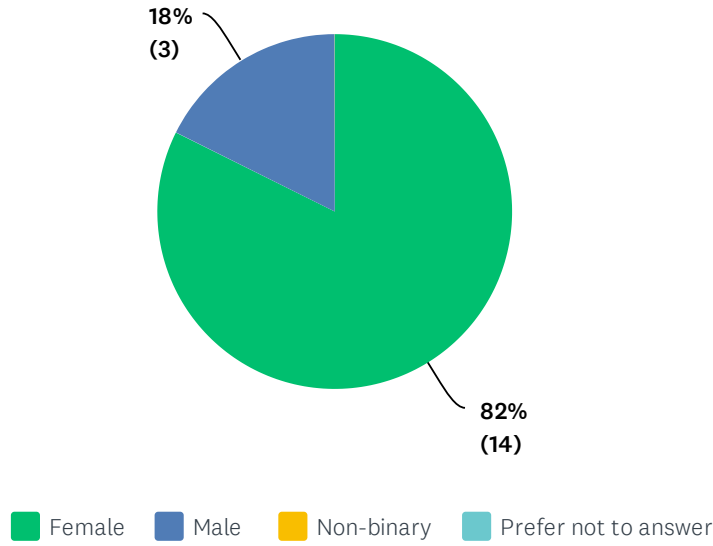


ANSWER CHOICES	RESPONSES	
Alabama	0%	0
Alaska	0%	0
Arizona	0%	0
Arkansas	0%	0
California	0%	0
Colorado	0%	0
Connecticut	0%	0
Deleware	0%	0
DoDEA	0%	0
Florida	0%	0
Georgia	0%	0
Hawaii	0%	0
Idaho	0%	0
Illinois	0%	0
Indiana	0%	0
Iowa	0%	0
Kansas	0%	0
Kentucky	0%	0
Louisiana	0%	0
Maine	0%	0
Maryland	0%	0
Massachusetts	0%	0
Michigan	0%	0
Minnesota	0%	0
Mississippi	0%	0
Missouri	0%	0
Montana	0%	0
Nebraska	0%	0
Nevada	0%	0
New Hampshire	0%	0
New Jersey	0%	0
New Mexico	0%	0

New York	0%	0
North Carolina	100%	17
North Dakota	0%	0
Ohio	0%	0
Oklahoma	0%	0
Oregon	0%	0
Pennsylvania	0%	0
Puerto Rico	0%	0
Rhode Island	0%	0
South Carolina	0%	0
South Dakota	0%	0
Tennessee	0%	0
Texas	0%	0
U.S. Territory	0%	0
Utah	0%	0
Vermont	0%	0
Virginia	0%	0
Washington	0%	0
Washington, DC	0%	0
West Virginia	0%	0
Wisconsin	0%	0
Wyoming	0%	0
<b>TOTAL</b>		<b>17</b>

### Q4 What gender do you identify as?

Answered: 17 Skipped: 0

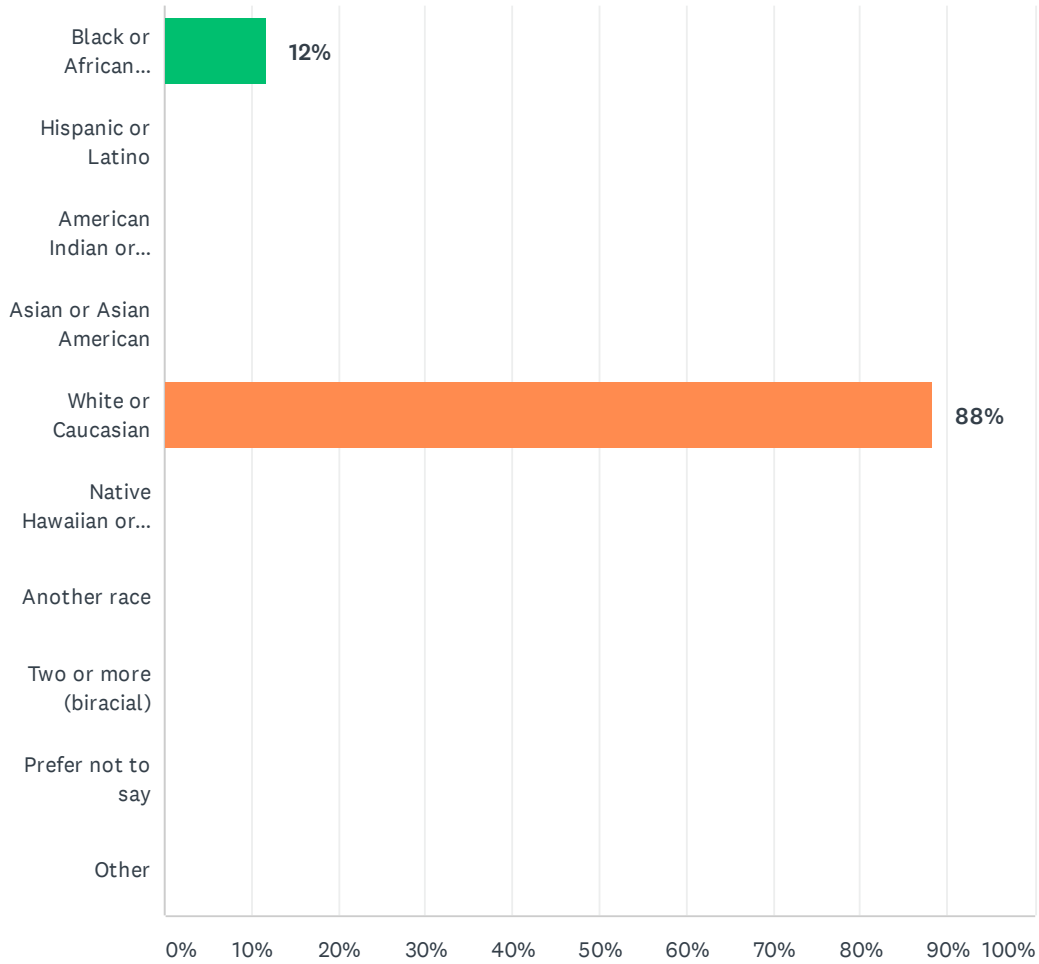


ANSWER CHOICES	RESPONSES	
Female	82%	14
Male	18%	3
Non-binary	0%	0
Prefer not to answer	0%	0
TOTAL		17



### Q5 Please specify your ethnicity.

Answered: 17 Skipped: 0



ANSWER CHOICES	RESPONSES	
Black or African American	12%	2
Hispanic or Latino	0%	0
American Indian or Alaska Native	0%	0
Asian or Asian American	0%	0
White or Caucasian	88%	15
Native Hawaiian or other Pacific Islander	0%	0
Another race	0%	0
Two or more (biracial)	0%	0
Prefer not to say	0%	0
Other	0%	0
<b>TOTAL</b>		<b>17</b>

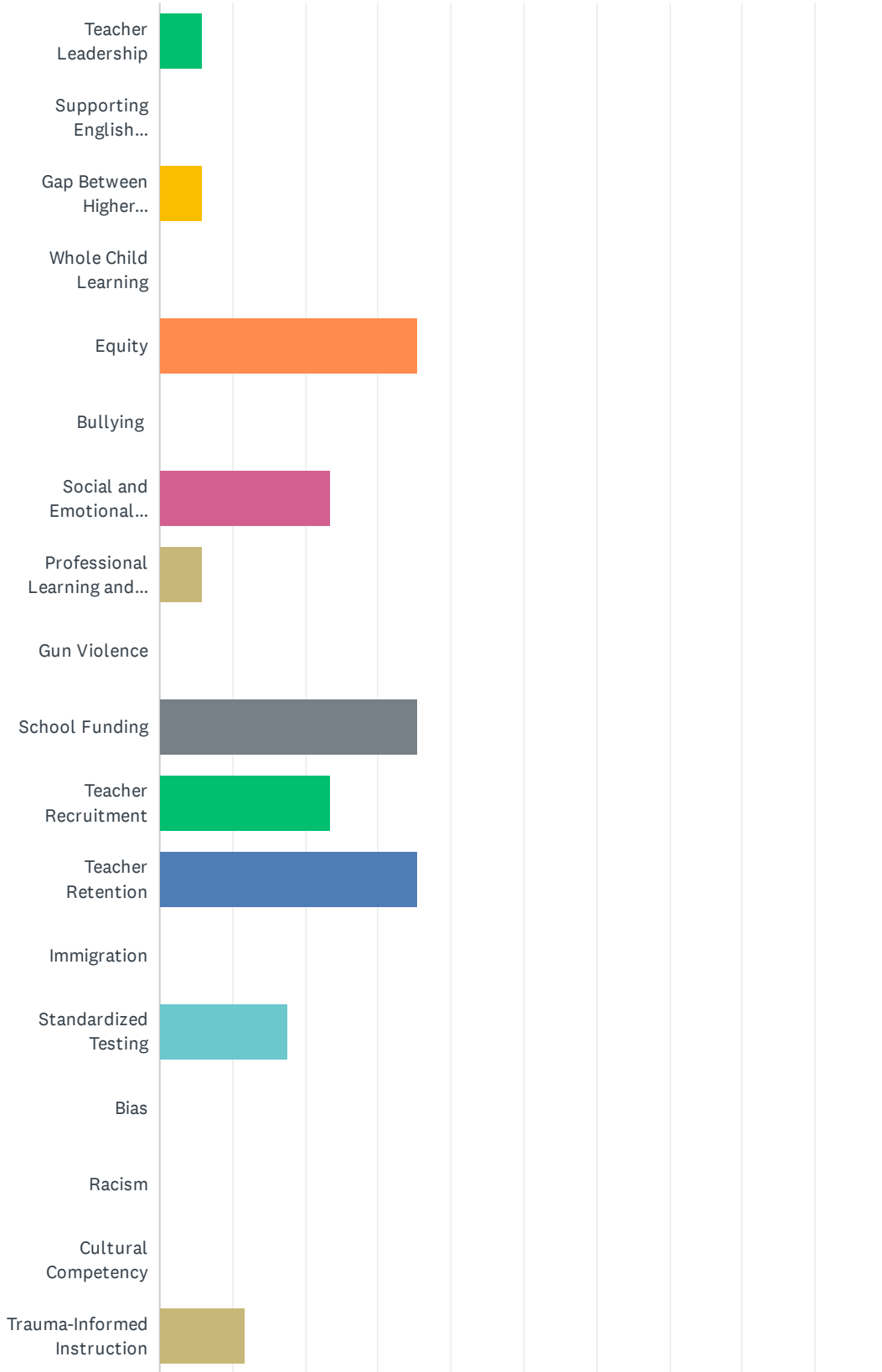
## Q6 Your email address (it will only be used for the purposes of this survey):

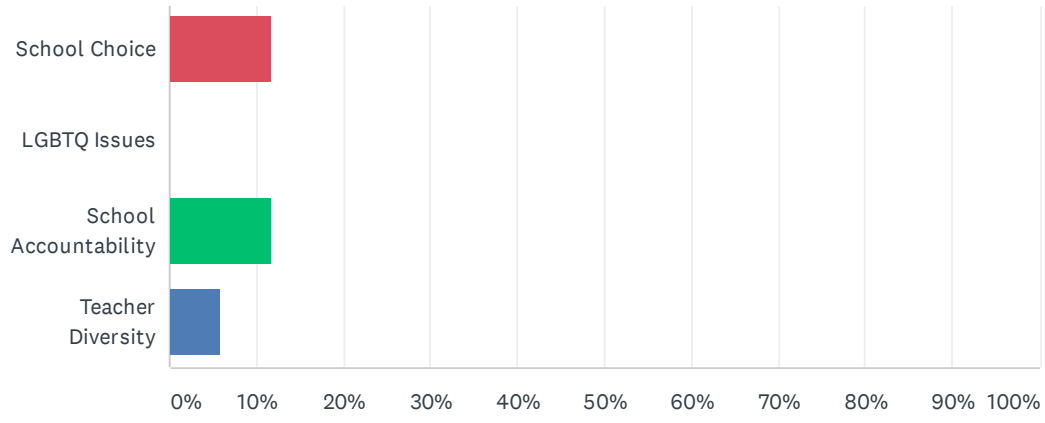
Answered: 17 Skipped: 0

#	RESPONSES	DATE
1	deborahbrownnc@gmail.com	2/12/2020 8:58 PM
2	beasleydf@appstate.edu	2/12/2020 7:56 PM
3	darcygrimesnctoy@gmail.com	2/12/2020 7:44 PM
4	tvtfreebird@gmail.com	2/11/2020 9:34 AM
5	jray@clinton.k12.nc.us	2/10/2020 3:45 PM
6	darcygrimesnctoy@gmail.com	2/7/2020 6:57 PM
7	Jessicacgarner@gmail.com	2/3/2020 6:26 AM
8	dprice@voyageracademy.net	2/2/2020 1:43 PM
9	karyndickersontoync@gmail.com	1/31/2020 3:31 PM
10	carmen.wilson@ashe.k12.nc.us	1/31/2020 12:54 PM
11	jennifer.bell926@gmail.com	1/31/2020 11:04 AM
12	holmesrhondal@gmail.com	1/31/2020 9:27 AM
13	pelliot@wcpss.net	1/31/2020 8:25 AM
14	Rpeoples@swainmail.org	1/30/2020 9:09 PM
15	cindi.rigsbee@gmail.com	1/30/2020 8:23 PM
16	bobbiecavnar@gmail.com	1/29/2020 2:15 PM
17	jadams@artsbasedschool.com	1/15/2020 7:58 AM

# Q7 Please select the top 2 most important issues or practices for teachers and students in your state.

Answered: 17 Skipped: 0





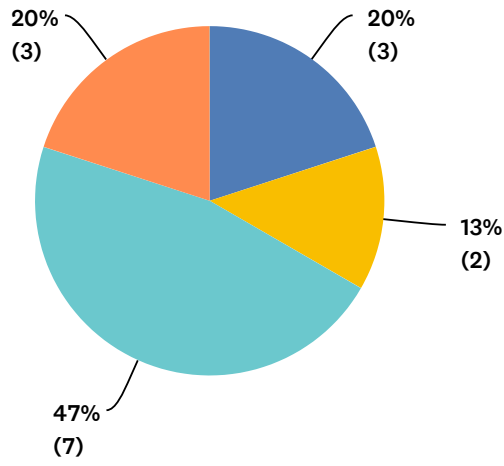
## Q8 What else is important for teachers and students in your state (optional)?

Answered: 8 Skipped: 9

#	RESPONSES	DATE
1	making progress on the issues in Leandro	2/12/2020 9:00 PM
2	Teacher Retention Closing the Achievement Gap	2/10/2020 3:46 PM
3	It is also important to address teacher retention in our state.	1/31/2020 3:31 PM
4	Also important: Teacher recruitment, English Language Learners	1/31/2020 12:56 PM
5	Teacher leadership, recruitment,	1/31/2020 11:05 AM
6	Balancing, planning, implementing the demands of Special Education and 504s (and specifically the parents of those students) along with other teacher responsibilities. This would include, all classroom and testing accommodations and modifications, as well as differentiation, as well as the parents'/guardians' need for constant communication.	1/31/2020 8:28 AM
7	Poverty's impact on learning	1/30/2020 9:09 PM
8	Building more teacher diversity, and using trauma-informed instruction to narrow the achievement gap in different socioeconomic groups.	1/15/2020 8:04 AM

### Q9 Bias negatively affects student learning in my state.

Answered: 15 Skipped: 2

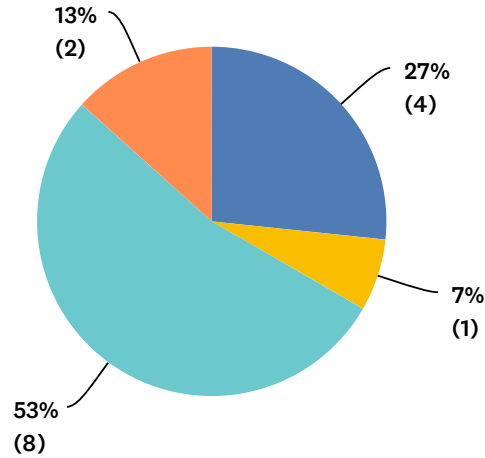


■ Strongly disagree 
 ■ Disagree 
 ■ Neutral 
 ■ Agree 
 ■ Strongly agree

	STRONGLY DISAGREE	DISAGREE	NEUTRAL	AGREE	STRONGLY AGREE	TOTAL	WEIGHTED AVERAGE
(no label)	0% 0	20% 3	13% 2	47% 7	20% 3	15	1.67

# Q10 A lack of cultural competency negatively affects student learning in my state.

Answered: 15 Skipped: 2

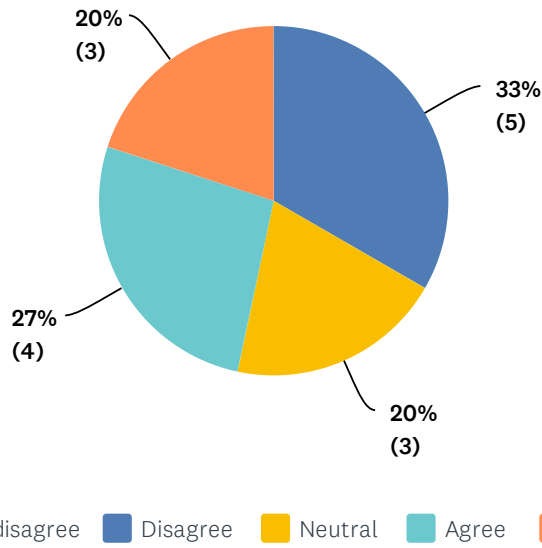


■ Strongly disagree 
 ■ Disagree 
 ■ Neutral 
 ■ Agree 
 ■ Strongly agree

	STRONGLY DISAGREE	DISAGREE	NEUTRAL	AGREE	STRONGLY AGREE	TOTAL	WEIGHTED AVERAGE
(no label)	0% 0	27% 4	7% 1	53% 8	13% 2	15	1.53

# Q11 A lack of teacher leadership negatively affects student learning in my state.

Answered: 15 Skipped: 2

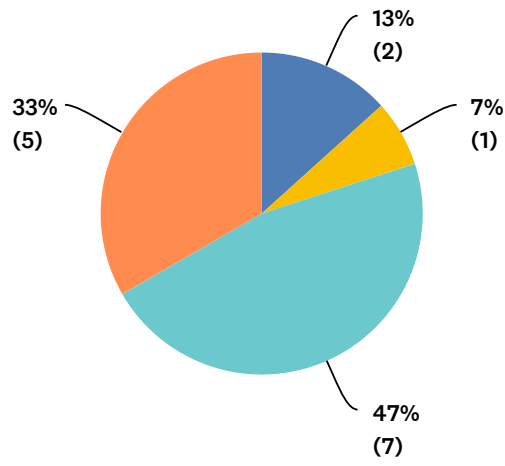


	STRONGLY DISAGREE	DISAGREE	NEUTRAL	AGREE	STRONGLY AGREE	TOTAL	WEIGHTED AVERAGE
(no label)	0% 0	33% 5	20% 3	27% 4	20% 3	15	1.33



### Q12 A lack of equity negatively affects student learning in my state.

Answered: 15 Skipped: 2

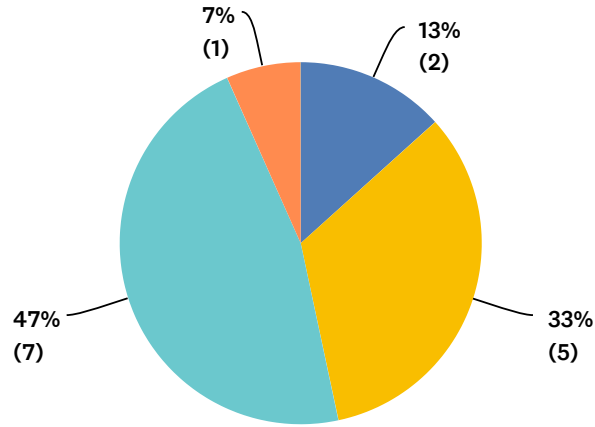


■ Strongly disagree 
 ■ Disagree 
 ■ Neutral 
 ■ Agree 
 ■ Strongly agree

	STRONGLY DISAGREE	DISAGREE	NEUTRAL	AGREE	STRONGLY AGREE	TOTAL	WEIGHTED AVERAGE
(no label)	0% 0	13% 2	7% 1	47% 7	33% 5	15	2.00

### Q13 The gap between Pk12 and higher education negatively affects student learning in my state.

Answered: 15 Skipped: 2

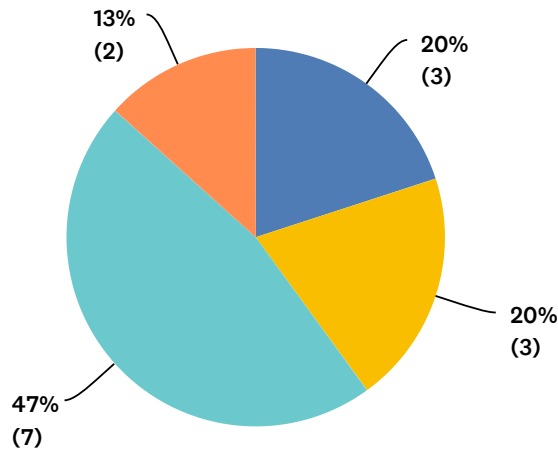


■ Strongly disagree 
 ■ Disagree 
 ■ Neutral 
 ■ Agree 
 ■ Strongly agree

	STRONGLY DISAGREE	DISAGREE	NEUTRAL	AGREE	STRONGLY AGREE	TOTAL	WEIGHTED AVERAGE
(no label)	0% 0	13% 2	33% 5	47% 7	7% 1	15	1.47

# Q14 School accountability negatively affects student learning in my state.

Answered: 15 Skipped: 2

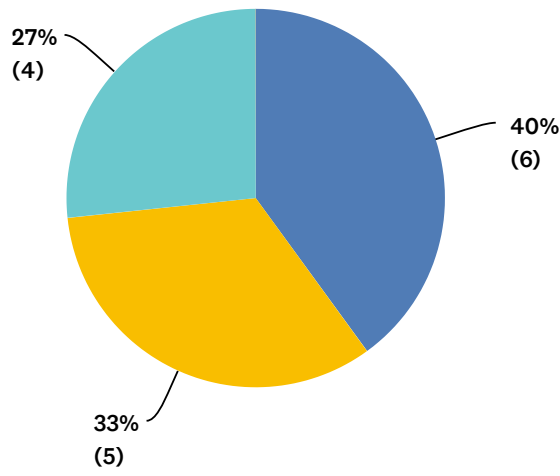


■ Strongly disagree 
 ■ Disagree 
 ■ Neutral 
 ■ Agree 
 ■ Strongly agree

	STRONGLY DISAGREE	DISAGREE	NEUTRAL	AGREE	STRONGLY AGREE	TOTAL	WEIGHTED AVERAGE
(no label)	0% 0	20% 3	20% 3	47% 7	13% 2	15	1.53

# Q15 Gun violence negatively affects student learning in my state.

Answered: 15 Skipped: 2

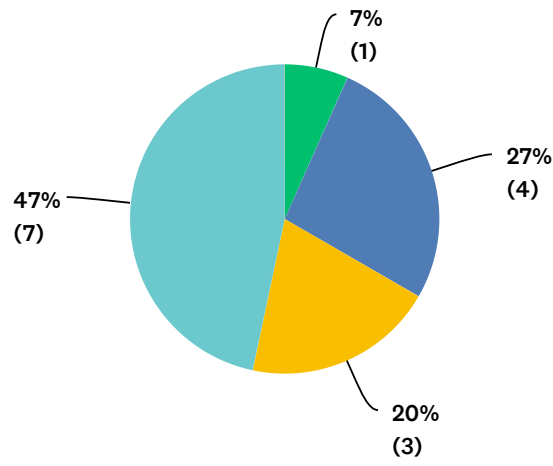


■ Strongly disagree 
 ■ Disagree 
 ■ Neutral 
 ■ Agree 
 ■ Strongly agree

	STRONGLY DISAGREE	DISAGREE	NEUTRAL	AGREE	STRONGLY AGREE	TOTAL	WEIGHTED AVERAGE
(no label)	0% 0	40% 6	33% 5	27% 4	0% 0	15	0.87

### Q16 Immigration negatively affects student learning in my state.

Answered: 15 Skipped: 2

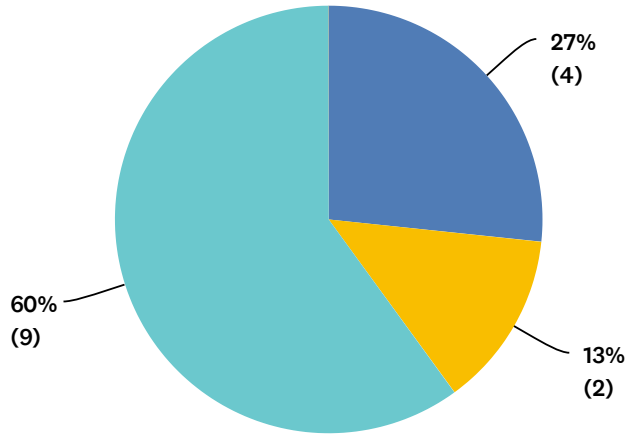


■ Strongly disagree 
 ■ Disagree 
 ■ Neutral 
 ■ Agree 
 ■ Strongly agree

	STRONGLY DISAGREE	DISAGREE	NEUTRAL	AGREE	STRONGLY AGREE	TOTAL	WEIGHTED AVERAGE
(no label)	7% 1	27% 4	20% 3	47% 7	0% 0	15	1.13

# Q17 Bias against LGBTQ students negatively affects student learning in my state.

Answered: 15 Skipped: 2

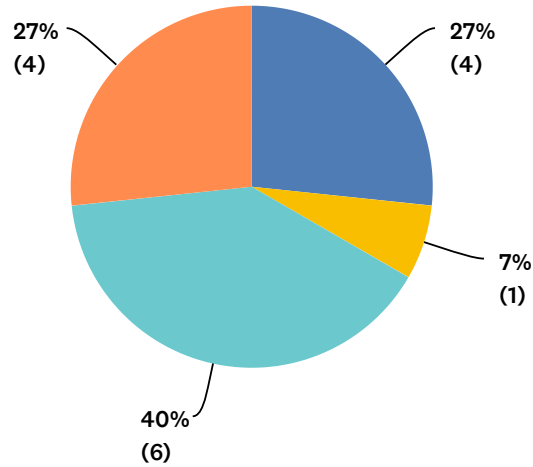


■ Strongly disagree 
 ■ Disagree 
 ■ Neutral 
 ■ Agree 
 ■ Strongly agree

	STRONGLY DISAGREE	DISAGREE	NEUTRAL	AGREE	STRONGLY AGREE	TOTAL	WEIGHTED AVERAGE
(no label)	0% 0	27% 4	13% 2	60% 9	0% 0	15	1.33

### Q18 A lack of effective professional learning and development negatively affects student learning in my state.

Answered: 15 Skipped: 2

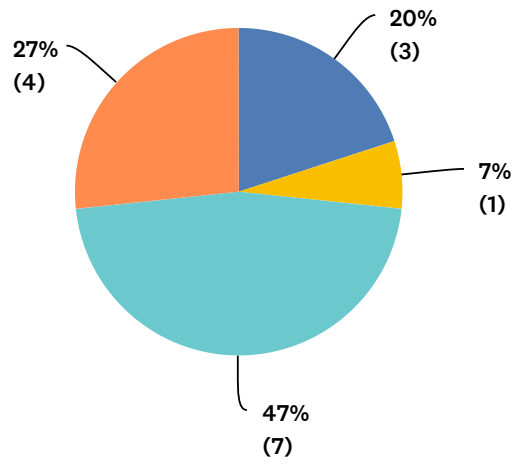


■ Strongly disagree 
 ■ Disagree 
 ■ Neutral 
 ■ Agree 
 ■ Strongly agree

	STRONGLY DISAGREE	DISAGREE	NEUTRAL	AGREE	STRONGLY AGREE	TOTAL	WEIGHTED AVERAGE
(no label)	0% 0	27% 4	7% 1	40% 6	27% 4	15	1.67

### Q19 Racism negatively affects student learning in my state.

Answered: 15 Skipped: 2



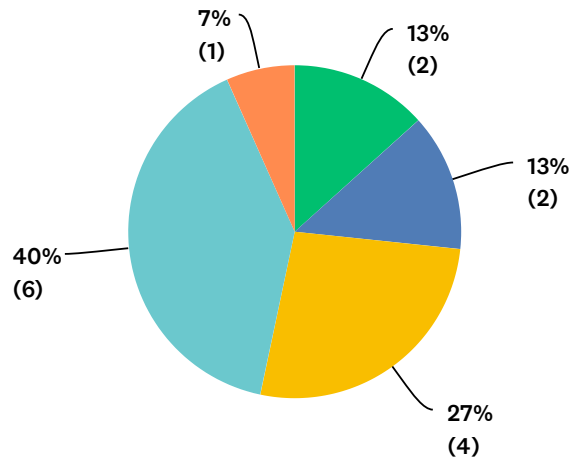
■ Strongly disagree 
 ■ Disagree 
 ■ Neutral 
 ■ Agree 
 ■ Strongly agree

	STRONGLY DISAGREE	DISAGREE	NEUTRAL	AGREE	STRONGLY AGREE	TOTAL	WEIGHTED AVERAGE
(no label)	0% 0	20% 3	7% 1	47% 7	27% 4	15	1.80



# Q20 School choice negatively affects student learning in my state.

Answered: 15 Skipped: 2

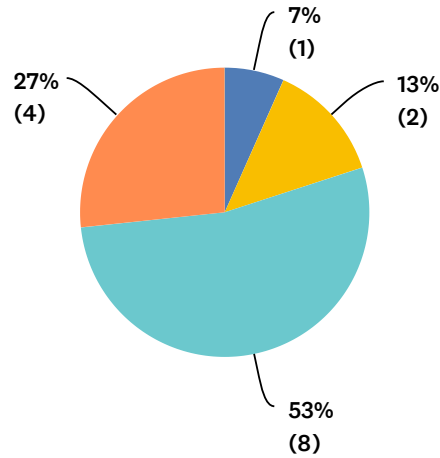


■ Strongly disagree 
 ■ Disagree 
 ■ Neutral 
 ■ Agree 
 ■ Strongly agree

	STRONGLY DISAGREE	DISAGREE	NEUTRAL	AGREE	STRONGLY AGREE	TOTAL	WEIGHTED AVERAGE
(no label)	13% 2	13% 2	27% 4	40% 6	7% 1	15	1.27

# Q21 Disparities in school funding negatively affect student learning in my state.

Answered: 15 Skipped: 2

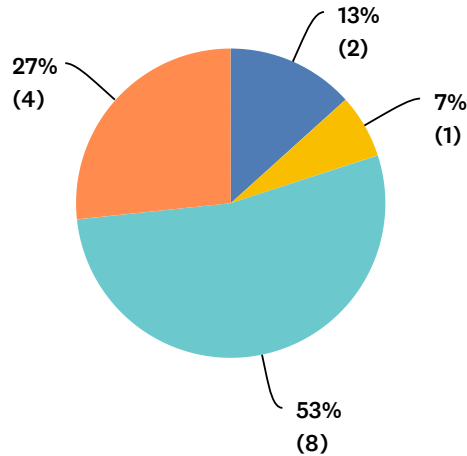


■ Strongly disagree 
 ■ Disagree 
 ■ Neutral 
 ■ Agree 
 ■ Strongly agree

	STRONGLY DISAGREE	DISAGREE	NEUTRAL	AGREE	STRONGLY AGREE	TOTAL	WEIGHTED AVERAGE
(no label)	0% 0	7% 1	13% 2	53% 8	27% 4	15	2.00

## Q22 A lack of social and emotional learning negatively affects student learning in my state.

Answered: 15 Skipped: 2

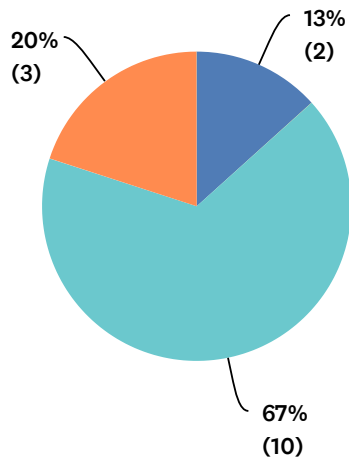


■ Strongly disagree 
 ■ Disagree 
 ■ Neutral 
 ■ Agree 
 ■ Strongly agree

	STRONGLY DISAGREE	DISAGREE	NEUTRAL	AGREE	STRONGLY AGREE	TOTAL	WEIGHTED AVERAGE
(no label)	0% 0	13% 2	7% 1	53% 8	27% 4	15	1.93

# Q23 Standardized testing negatively affects student learning in my state.

Answered: 15 Skipped: 2

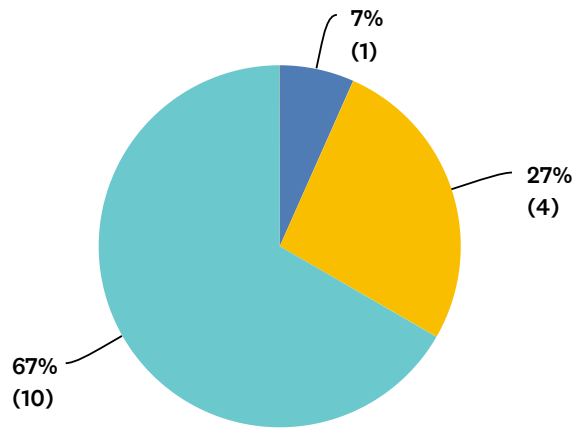


■ Strongly disagree 
 ■ Disagree 
 ■ Neutral 
 ■ Agree 
 ■ Strongly agree

	STRONGLY DISAGREE	DISAGREE	NEUTRAL	AGREE	STRONGLY AGREE	TOTAL	WEIGHTED AVERAGE
(no label)	0% 0	13% 2	0% 0	67% 10	20% 3	15	1.93

## Q24 Student bullying negatively affects student learning in my state.

Answered: 15 Skipped: 2

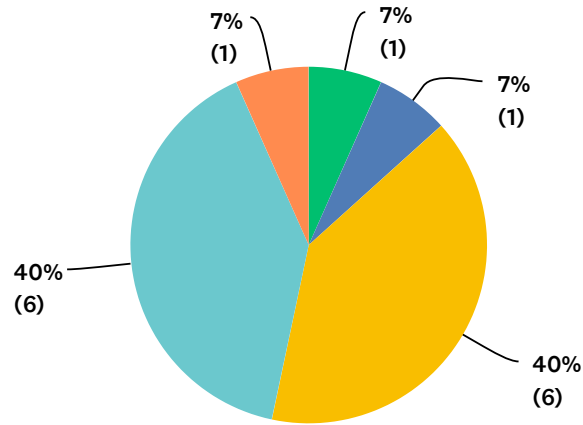


■ Strongly disagree 
 ■ Disagree 
 ■ Neutral 
 ■ Agree 
 ■ Strongly agree

	STRONGLY DISAGREE	DISAGREE	NEUTRAL	AGREE	STRONGLY AGREE	TOTAL	WEIGHTED AVERAGE
(no label)	0% 0	7% 1	27% 4	67% 10	0% 0	15	1.60

## Q25 A lack of supports for English Language Learners negatively affects student learning in my state.

Answered: 15 Skipped: 2

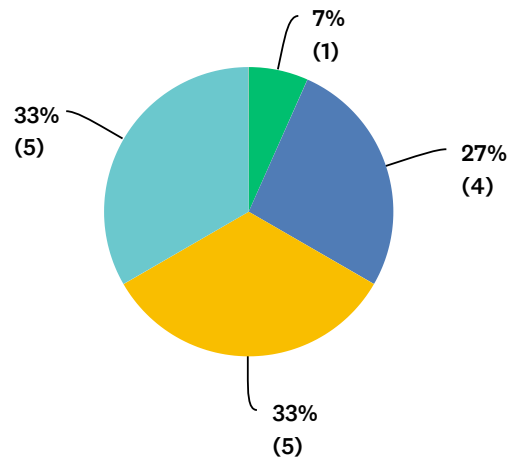


■ Strongly disagree 
 ■ Disagree 
 ■ Neutral 
 ■ Agree 
 ■ Strongly agree

	STRONGLY DISAGREE	DISAGREE	NEUTRAL	AGREE	STRONGLY AGREE	TOTAL	WEIGHTED AVERAGE
(no label)	7% 1	7% 1	40% 6	40% 6	7% 1	15	1.40

### Q26 Teacher bullying negatively affects student learning in my state.

Answered: 15 Skipped: 2

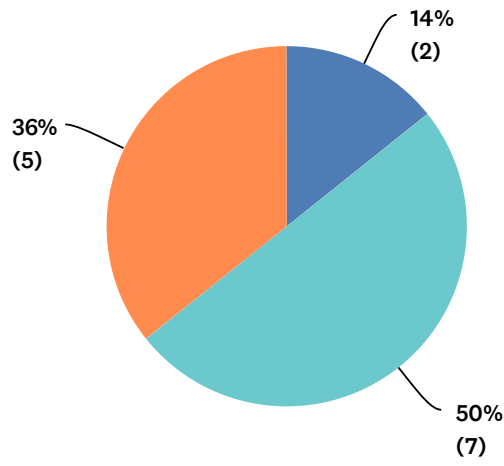


■ Strongly disagree 
 ■ Disagree 
 ■ Neutral 
 ■ Agree 
 ■ Strongly agree

	STRONGLY DISAGREE	DISAGREE	NEUTRAL	AGREE	STRONGLY AGREE	TOTAL	WEIGHTED AVERAGE
(no label)	7% 1	27% 4	33% 5	33% 5	0% 0	15	1.00

# Q27 Teacher recruitment negatively affects student learning in my state.

Answered: 14 Skipped: 3



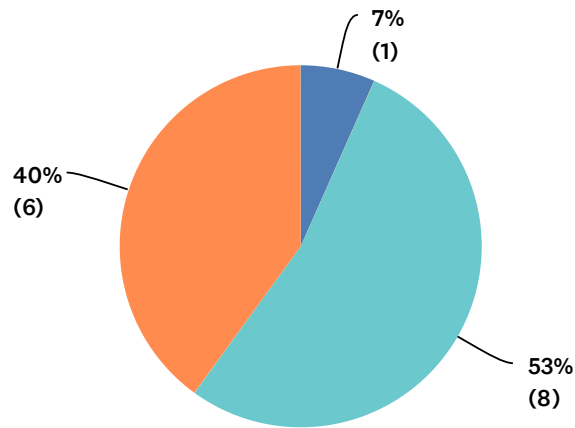
■ Strongly disagree 
 ■ Disagree 
 ■ Neutral 
 ■ Agree 
 ■ Strongly agree

	STRONGLY DISAGREE	DISAGREE	NEUTRAL	AGREE	STRONGLY AGREE	TOTAL	WEIGHTED AVERAGE
(no label)	0% 0	14% 2	0% 0	50% 7	36% 5	14	2.07



# Q28 Teacher retention negatively affects student learning in my state.

Answered: 15 Skipped: 2

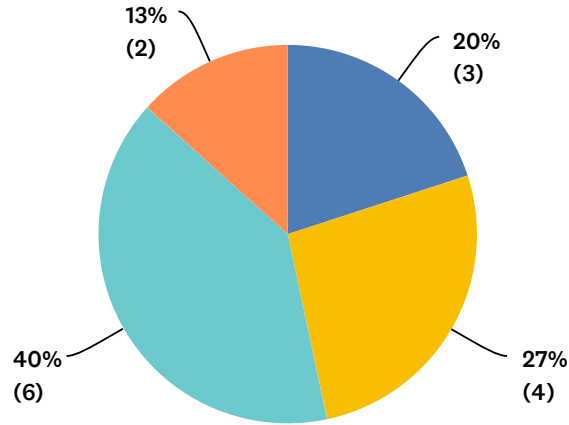


■ Strongly disagree 
 ■ Disagree 
 ■ Neutral 
 ■ Agree 
 ■ Strongly agree

	STRONGLY DISAGREE	DISAGREE	NEUTRAL	AGREE	STRONGLY AGREE	TOTAL	WEIGHTED AVERAGE
(no label)	0% 0	7% 1	0% 0	53% 8	40% 6	15	2.27

## Q29 A lack of trauma-informed instruction negatively affects student learning in my state.

Answered: 15 Skipped: 2

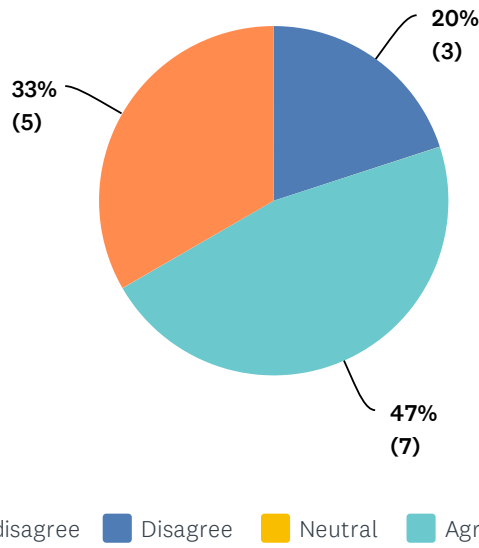


■ Strongly disagree 
 ■ Disagree 
 ■ Neutral 
 ■ Agree 
 ■ Strongly agree

	STRONGLY DISAGREE	DISAGREE	NEUTRAL	AGREE	STRONGLY AGREE	TOTAL	WEIGHTED AVERAGE
(no label)	0% 0	20% 3	27% 4	40% 6	13% 2	15	1.47

### Q30 A lack of teacher diversity negatively affects student learning in my state.

Answered: 15 Skipped: 2



	STRONGLY DISAGREE	DISAGREE	NEUTRAL	AGREE	STRONGLY AGREE	TOTAL	WEIGHTED AVERAGE
(no label)	0%	20%	0%	47%	33%	15	1.93
	0	3	0	7	5		

### Q31 Feedback (optional):

Answered: 1 Skipped: 16

#	RESPONSES	DATE
1	As a diverse state, many of these concerns can be noticed in one part of the state but maybe not in another.	2/10/2020 3:48 PM