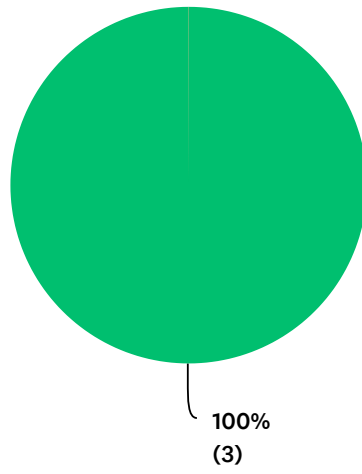


# Q1 Are you a state teacher of the year or a finalist?

Answered: 3 Skipped: 0



■ State teacher of the year 
 ■ Finalist 
 ■ Other (please specify)

ANSWER CHOICES	RESPONSES	
State teacher of the year	100%	3
Finalist	0%	0
Other (please specify)	0%	0
<b>TOTAL</b>		<b>3</b>

#	OTHER (PLEASE SPECIFY)	DATE
	There are no responses.	

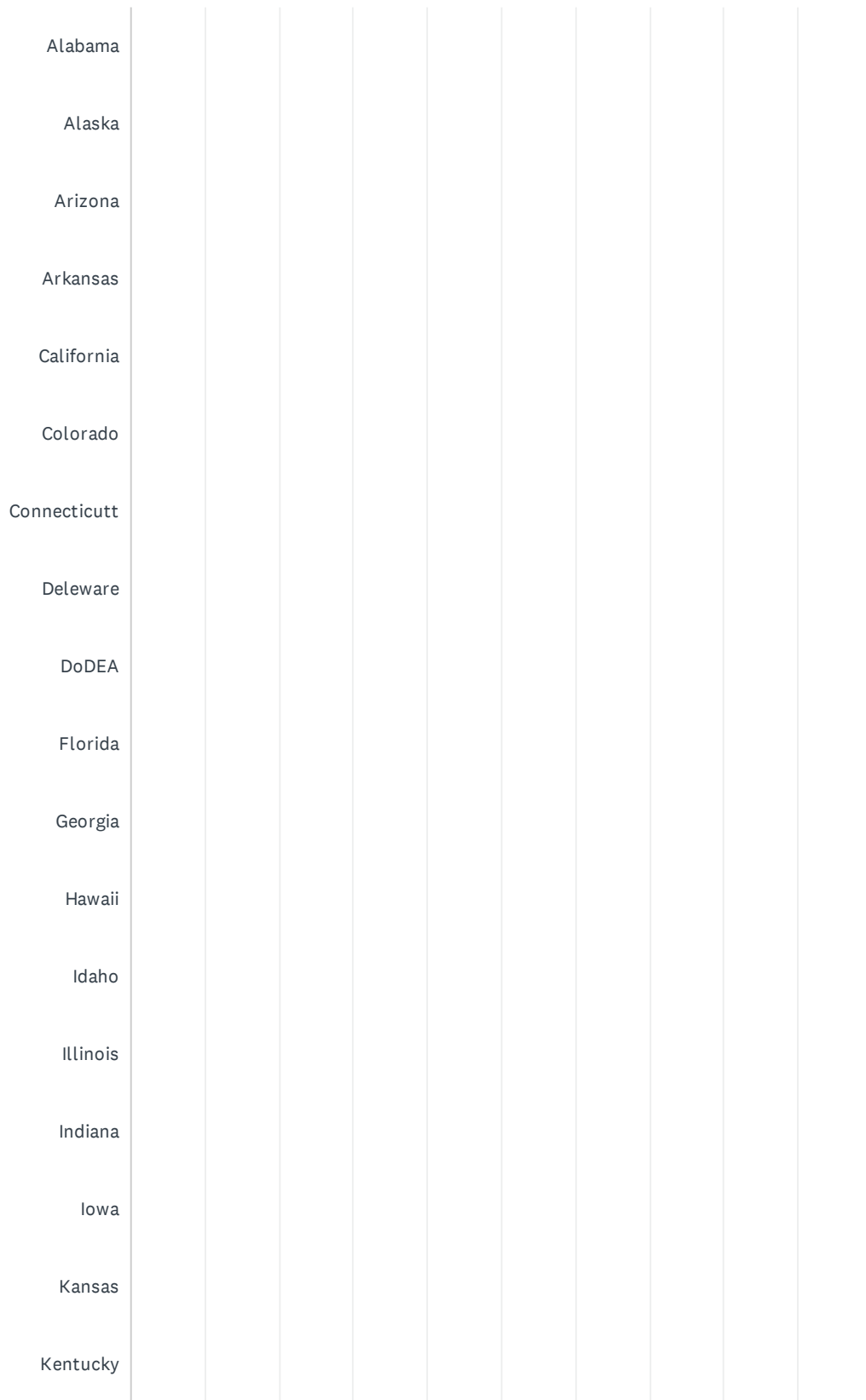
## Q2 In what year?

Answered: 3 Skipped: 0

#	RESPONSES	DATE
1	2014	2/9/2020 7:57 PM
2	2013	2/8/2020 9:37 AM
3	1993	2/2/2020 5:49 PM

### Q3 In which state were you recognized as a state teacher of the year or finalist?

Answered: 3 Skipped: 0





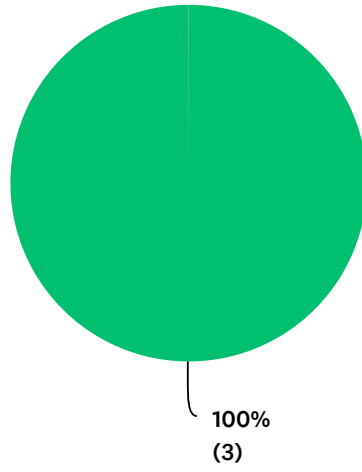


ANSWER CHOICES	RESPONSES	
Alabama	0%	0
Alaska	0%	0
Arizona	0%	0
Arkansas	0%	0
California	0%	0
Colorado	0%	0
Connecticut	0%	0
Deleware	0%	0
DoDEA	0%	0
Florida	0%	0
Georgia	0%	0
Hawaii	0%	0
Idaho	0%	0
Illinois	0%	0
Indiana	0%	0
Iowa	0%	0
Kansas	0%	0
Kentucky	0%	0
Louisiana	0%	0
Maine	0%	0
Maryland	0%	0
Massachusetts	0%	0
Michigan	0%	0
Minnesota	0%	0
Mississippi	0%	0
Missouri	0%	0
Montana	0%	0
Nebraska	0%	0
Nevada	0%	0
New Hampshire	0%	0
New Jersey	0%	0
New Mexico	100%	3

New York	0%	0
North Carolina	0%	0
North Dakota	0%	0
Ohio	0%	0
Oklahoma	0%	0
Oregon	0%	0
Pennsylvania	0%	0
Puerto Rico	0%	0
Rhode Island	0%	0
South Carolina	0%	0
South Dakota	0%	0
Tennessee	0%	0
Texas	0%	0
U.S. Territory	0%	0
Utah	0%	0
Vermont	0%	0
Virginia	0%	0
Washington	0%	0
Washington, DC	0%	0
West Virginia	0%	0
Wisconsin	0%	0
Wyoming	0%	0
TOTAL		3

### Q4 What gender do you identify as?

Answered: 3 Skipped: 0



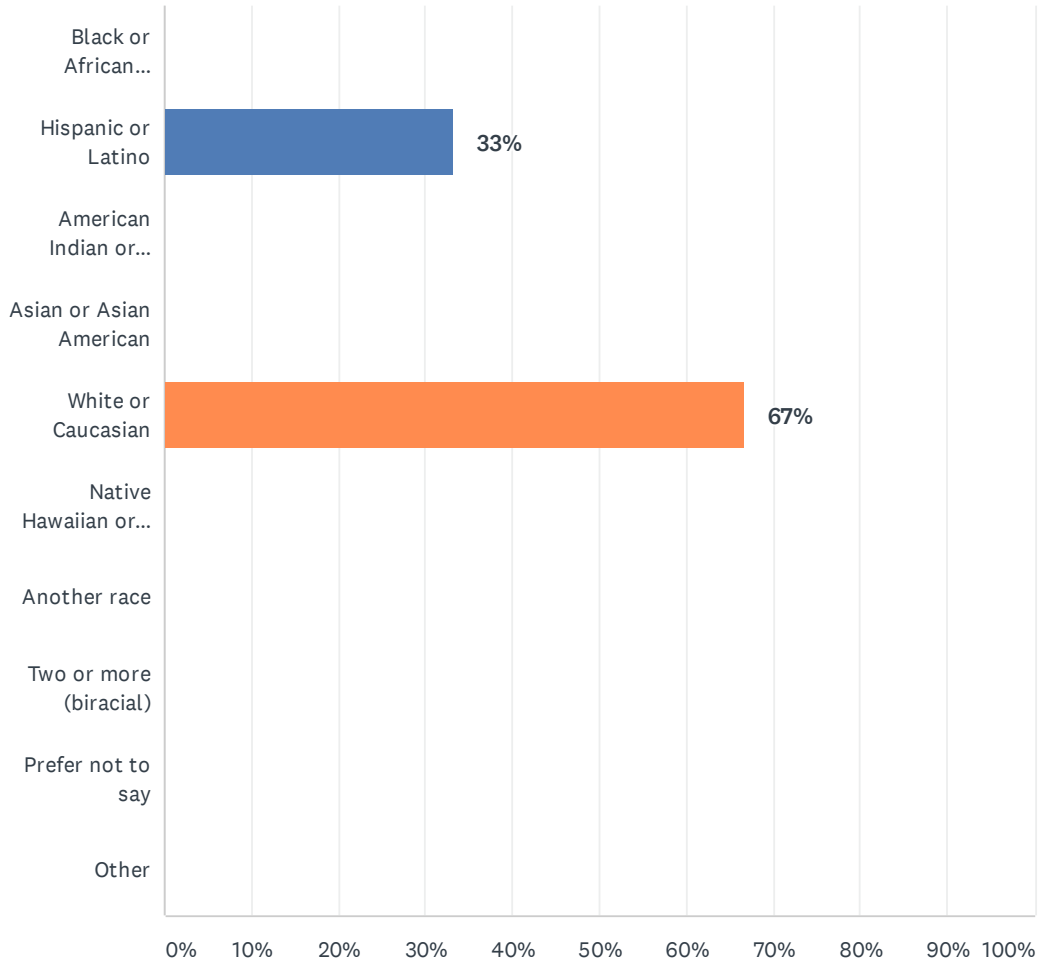
Female Male Non-binary Prefer not to answer

ANSWER CHOICES	RESPONSES	
Female	100%	3
Male	0%	0
Non-binary	0%	0
Prefer not to answer	0%	0
TOTAL		3



### Q5 Please specify your ethnicity.

Answered: 3 Skipped: 0



ANSWER CHOICES	RESPONSES	
Black or African American	0%	0
Hispanic or Latino	33%	1
American Indian or Alaska Native	0%	0
Asian or Asian American	0%	0
White or Caucasian	67%	2
Native Hawaiian or other Pacific Islander	0%	0
Another race	0%	0
Two or more (biracial)	0%	0
Prefer not to say	0%	0
Other	0%	0
<b>TOTAL</b>		<b>3</b>

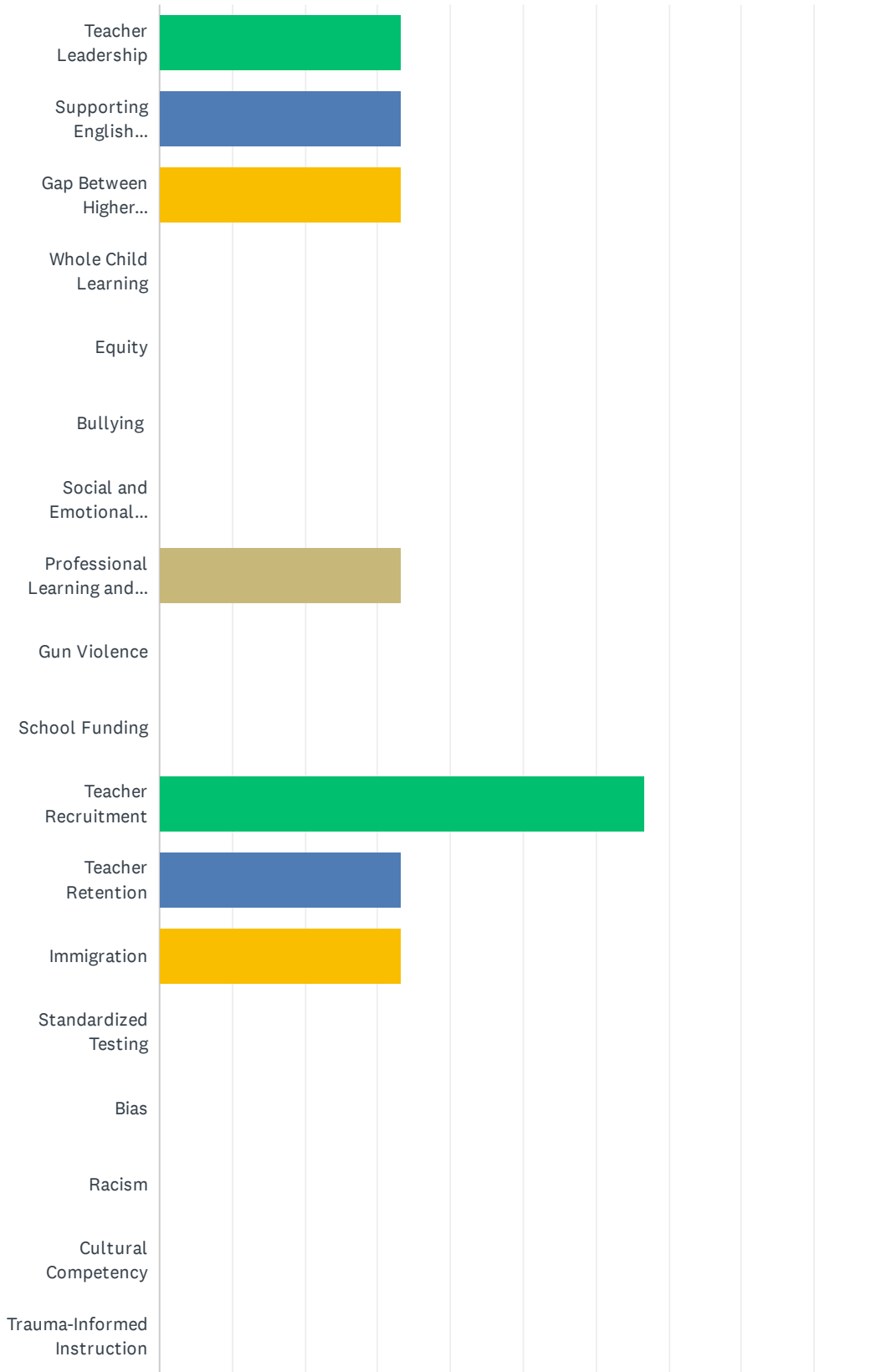
## Q6 Your email address (it will only be used for the purposes of this survey):

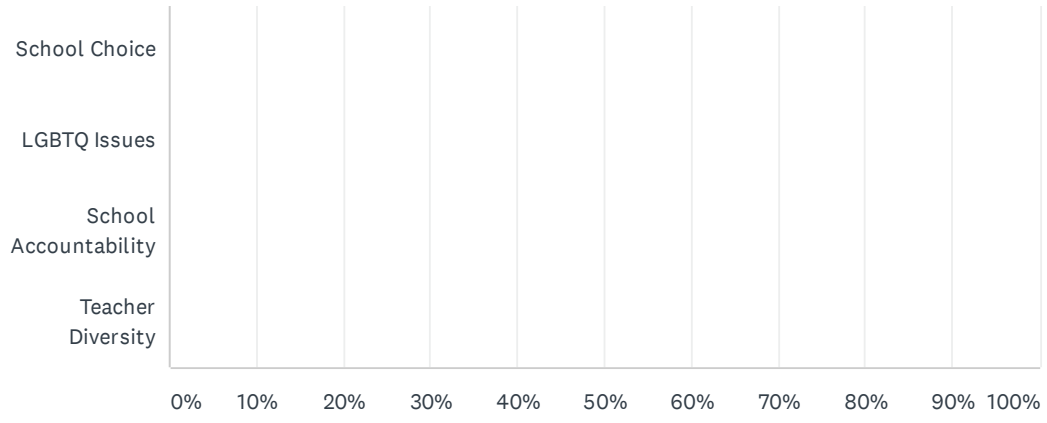
Answered: 3 Skipped: 0

#	RESPONSES	DATE
1	c.torres@laschools.net	2/9/2020 7:57 PM
2	mmecort@gmail.com	2/8/2020 9:37 AM
3	PGraff@aol.com	2/2/2020 5:49 PM

# Q7 Please select the top 2 most important issues or practices for teachers and students in your state.

Answered: 3 Skipped: 0





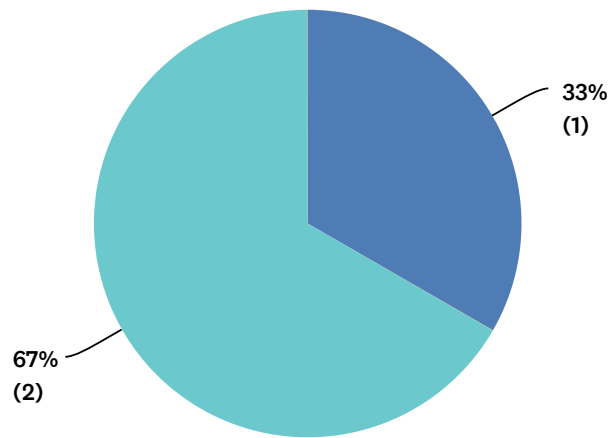
## Q8 What else is important for teachers and students in your state (optional)?

Answered: 1 Skipped: 2

#	RESPONSES	DATE
1	Teacher recruitment and retention	2/8/2020 9:39 AM

### Q9 Bias negatively affects student learning in my state.

Answered: 3 Skipped: 0

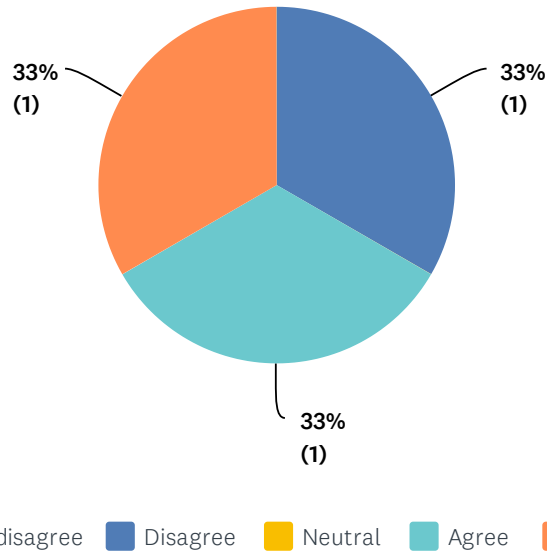


■ Strongly disagree 
 ■ Disagree 
 ■ Neutral 
 ■ Agree 
 ■ Strongly agree

	STRONGLY DISAGREE	DISAGREE	NEUTRAL	AGREE	STRONGLY AGREE	TOTAL	WEIGHTED AVERAGE
(no label)	0% 0	33% 1	0% 0	67% 2	0% 0	3	1.33

# Q10 A lack of cultural competency negatively affects student learning in my state.

Answered: 3 Skipped: 0

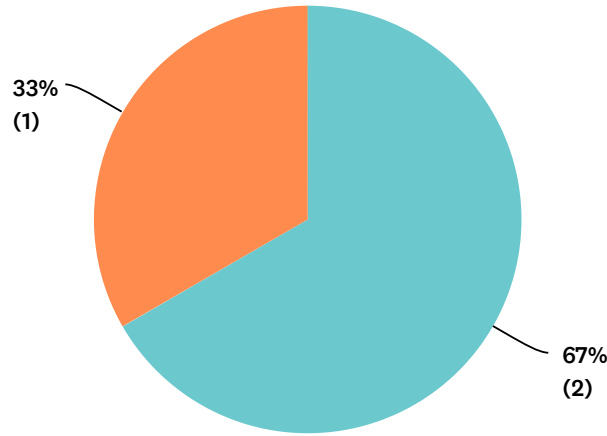


■ Strongly disagree 
 ■ Disagree 
 ■ Neutral 
 ■ Agree 
 ■ Strongly agree

	STRONGLY DISAGREE	DISAGREE	NEUTRAL	AGREE	STRONGLY AGREE	TOTAL	WEIGHTED AVERAGE
(no label)	0% 0	33% 1	0% 0	33% 1	33% 1	3	1.67

# Q11 A lack of teacher leadership negatively affects student learning in my state.

Answered: 3 Skipped: 0



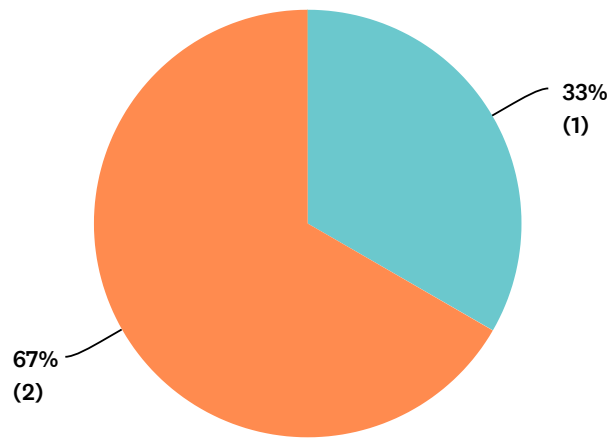
■ Strongly disagree 
 ■ Disagree 
 ■ Neutral 
 ■ Agree 
 ■ Strongly agree

	STRONGLY DISAGREE	DISAGREE	NEUTRAL	AGREE	STRONGLY AGREE	TOTAL	WEIGHTED AVERAGE
(no label)	0% 0	0% 0	0% 0	67% 2	33% 1	3	2.33



### Q12 A lack of equity negatively affects student learning in my state.

Answered: 3 Skipped: 0

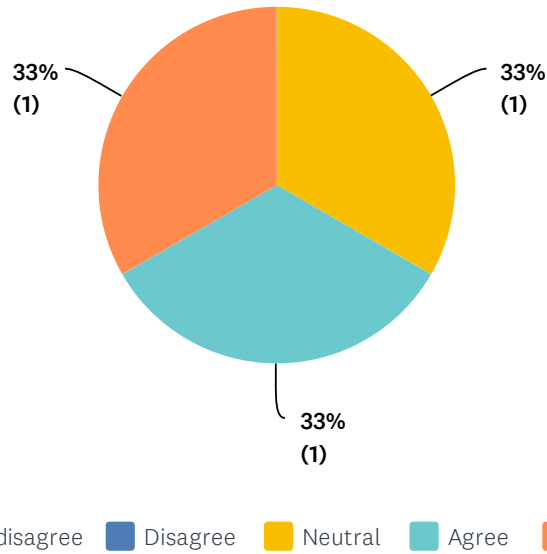


■ Strongly disagree 
 ■ Disagree 
 ■ Neutral 
 ■ Agree 
 ■ Strongly agree

	STRONGLY DISAGREE	DISAGREE	NEUTRAL	AGREE	STRONGLY AGREE	TOTAL	WEIGHTED AVERAGE
(no label)	0% 0	0% 0	0% 0	33% 1	67% 2	3	2.67

### Q13 The gap between Pk12 and higher education negatively affects student learning in my state.

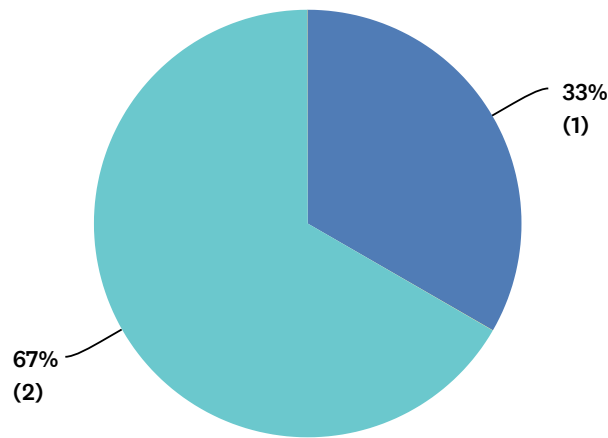
Answered: 3 Skipped: 0



	STRONGLY DISAGREE	DISAGREE	NEUTRAL	AGREE	STRONGLY AGREE	TOTAL	WEIGHTED AVERAGE
(no label)	0% 0	0% 0	33% 1	33% 1	33% 1	3	2.00

### Q14 School accountability negatively affects student learning in my state.

Answered: 3 Skipped: 0

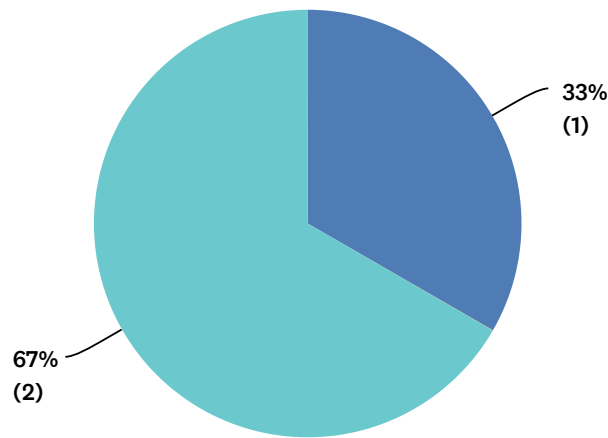


■ Strongly disagree 
 ■ Disagree 
 ■ Neutral 
 ■ Agree 
 ■ Strongly agree

	STRONGLY DISAGREE	DISAGREE	NEUTRAL	AGREE	STRONGLY AGREE	TOTAL	WEIGHTED AVERAGE
(no label)	0% 0	33% 1	0% 0	67% 2	0% 0	3	1.33

### Q15 Gun violence negatively affects student learning in my state.

Answered: 3 Skipped: 0

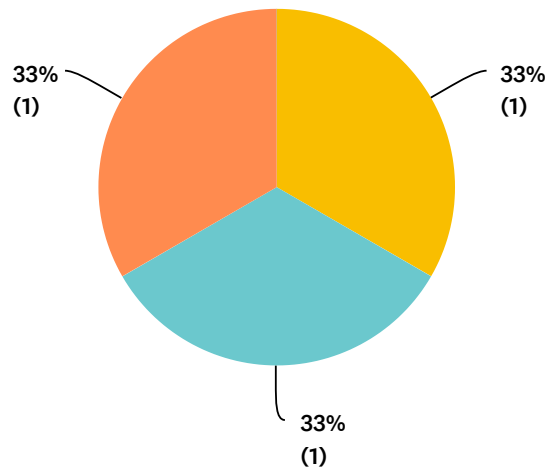


■ Strongly disagree 
 ■ Disagree 
 ■ Neutral 
 ■ Agree 
 ■ Strongly agree

	STRONGLY DISAGREE	DISAGREE	NEUTRAL	AGREE	STRONGLY AGREE	TOTAL	WEIGHTED AVERAGE
(no label)	0% 0	33% 1	0% 0	67% 2	0% 0	3	1.33

### Q16 Immigration negatively affects student learning in my state.

Answered: 3 Skipped: 0

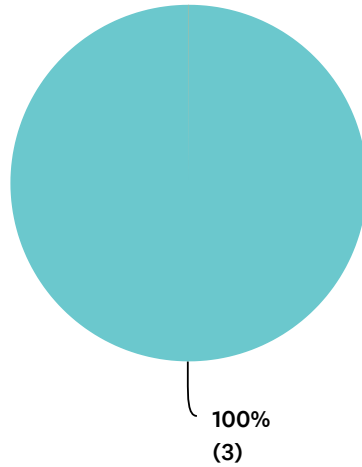


■ Strongly disagree 
 ■ Disagree 
 ■ Neutral 
 ■ Agree 
 ■ Strongly agree

	STRONGLY DISAGREE	DISAGREE	NEUTRAL	AGREE	STRONGLY AGREE	TOTAL	WEIGHTED AVERAGE
(no label)	0% 0	0% 0	33% 1	33% 1	33% 1	3	2.00

# Q17 Bias against LGBTQ students negatively affects student learning in my state.

Answered: 3 Skipped: 0

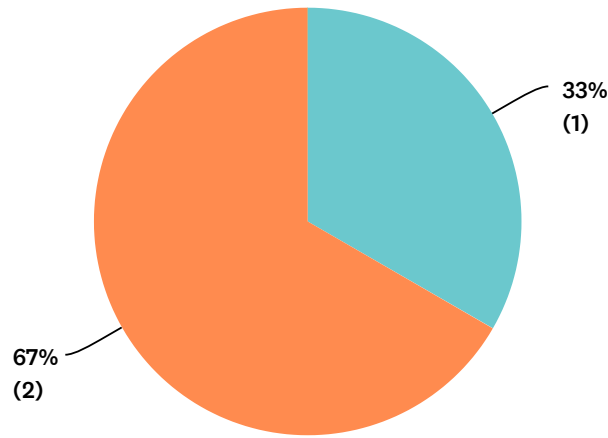


■ Strongly disagree 
 ■ Disagree 
 ■ Neutral 
 ■ Agree 
 ■ Strongly agree

	STRONGLY DISAGREE	DISAGREE	NEUTRAL	AGREE	STRONGLY AGREE	TOTAL	WEIGHTED AVERAGE
(no label)	0% 0	0% 0	0% 0	100% 3	0% 0	3	2.00

# Q18 A lack of effective professional learning and development negatively affects student learning in my state.

Answered: 3 Skipped: 0

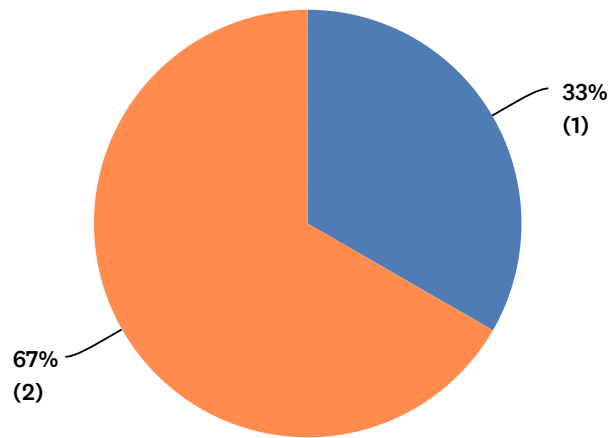


■ Strongly disagree 
 ■ Disagree 
 ■ Neutral 
 ■ Agree 
 ■ Strongly agree

	STRONGLY DISAGREE	DISAGREE	NEUTRAL	AGREE	STRONGLY AGREE	TOTAL	WEIGHTED AVERAGE
(no label)	0% 0	0% 0	0% 0	33% 1	67% 2	3	2.67

### Q19 Racism negatively affects student learning in my state.

Answered: 3 Skipped: 0



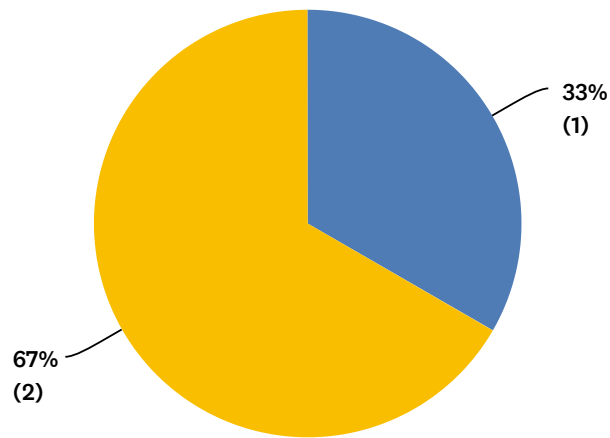
■ Strongly disagree 
 ■ Disagree 
 ■ Neutral 
 ■ Agree 
 ■ Strongly agree

	STRONGLY DISAGREE	DISAGREE	NEUTRAL	AGREE	STRONGLY AGREE	TOTAL	WEIGHTED AVERAGE
(no label)	0% 0	33% 1	0% 0	0% 0	67% 2	3	2.00



# Q20 School choice negatively affects student learning in my state.

Answered: 3 Skipped: 0

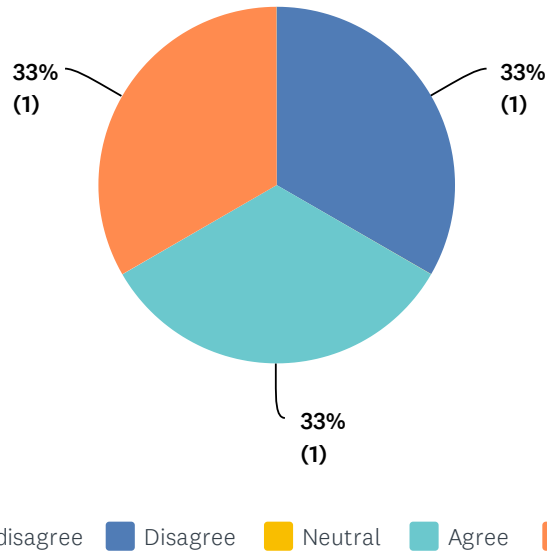


■ Strongly disagree 
 ■ Disagree 
 ■ Neutral 
 ■ Agree 
 ■ Strongly agree

	STRONGLY DISAGREE	DISAGREE	NEUTRAL	AGREE	STRONGLY AGREE	TOTAL	WEIGHTED AVERAGE
(no label)	0% 0	33% 1	67% 2	0% 0	0% 0	3	0.67

# Q21 Disparities in school funding negatively affect student learning in my state.

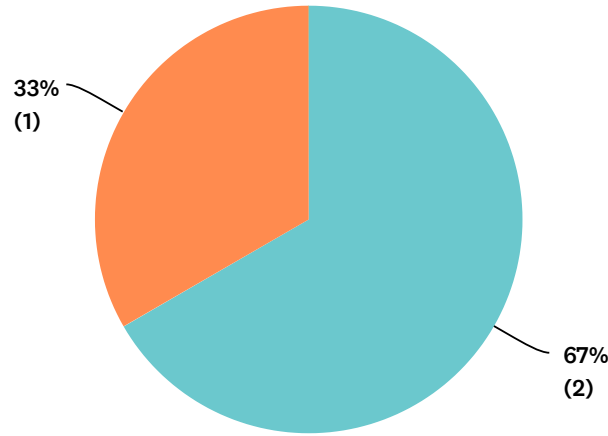
Answered: 3 Skipped: 0



	STRONGLY DISAGREE	DISAGREE	NEUTRAL	AGREE	STRONGLY AGREE	TOTAL	WEIGHTED AVERAGE
(no label)	0% 0	33% 1	0% 0	33% 1	33% 1	3	1.67

## Q22 A lack of social and emotional learning negatively affects student learning in my state.

Answered: 3 Skipped: 0

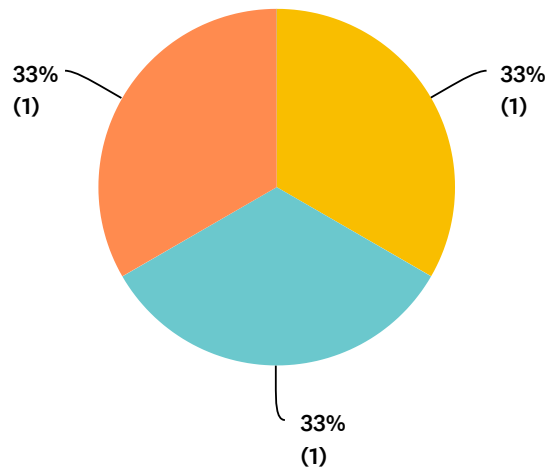


■ Strongly disagree 
 ■ Disagree 
 ■ Neutral 
 ■ Agree 
 ■ Strongly agree

	STRONGLY DISAGREE	DISAGREE	NEUTRAL	AGREE	STRONGLY AGREE	TOTAL	WEIGHTED AVERAGE
(no label)	0% 0	0% 0	0% 0	67% 2	33% 1	3	2.33

# Q23 Standardized testing negatively affects student learning in my state.

Answered: 3 Skipped: 0

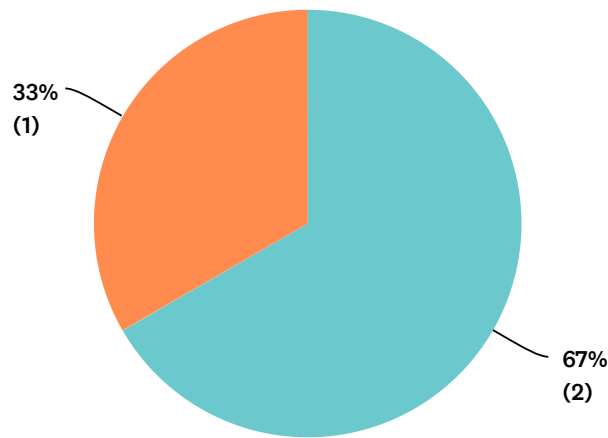


■ Strongly disagree 
 ■ Disagree 
 ■ Neutral 
 ■ Agree 
 ■ Strongly agree

	STRONGLY DISAGREE	DISAGREE	NEUTRAL	AGREE	STRONGLY AGREE	TOTAL	WEIGHTED AVERAGE
(no label)	0% 0	0% 0	33% 1	33% 1	33% 1	3	2.00

## Q24 Student bullying negatively affects student learning in my state.

Answered: 3 Skipped: 0

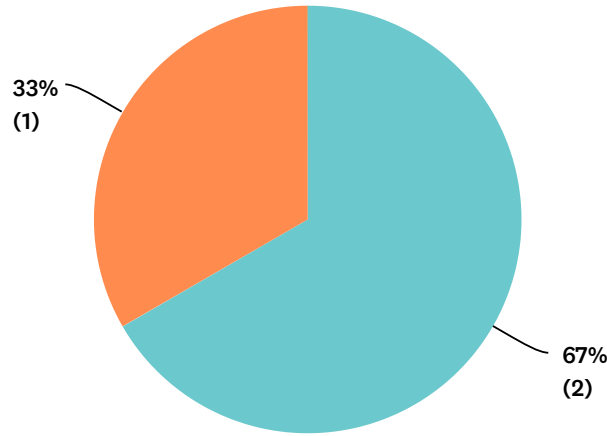


■ Strongly disagree 
 ■ Disagree 
 ■ Neutral 
 ■ Agree 
 ■ Strongly agree

	STRONGLY DISAGREE	DISAGREE	NEUTRAL	AGREE	STRONGLY AGREE	TOTAL	WEIGHTED AVERAGE
(no label)	0% 0	0% 0	0% 0	67% 2	33% 1	3	2.33

# Q25 A lack of supports for English Language Learners negatively affects student learning in my state.

Answered: 3 Skipped: 0

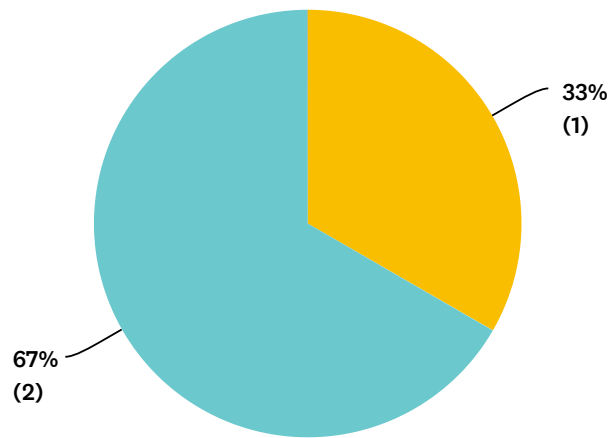


■ Strongly disagree 
 ■ Disagree 
 ■ Neutral 
 ■ Agree 
 ■ Strongly agree

	STRONGLY DISAGREE	DISAGREE	NEUTRAL	AGREE	STRONGLY AGREE	TOTAL	WEIGHTED AVERAGE
(no label)	0% 0	0% 0	0% 0	67% 2	33% 1	3	2.33

### Q26 Teacher bullying negatively affects student learning in my state.

Answered: 3 Skipped: 0

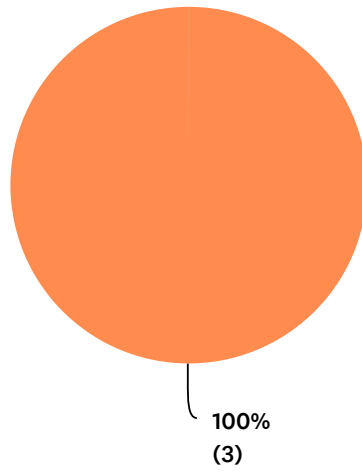


■ Strongly disagree 
 ■ Disagree 
 ■ Neutral 
 ■ Agree 
 ■ Strongly agree

	STRONGLY DISAGREE	DISAGREE	NEUTRAL	AGREE	STRONGLY AGREE	TOTAL	WEIGHTED AVERAGE
(no label)	0% 0	0% 0	33% 1	67% 2	0% 0	3	1.67

# Q27 Teacher recruitment negatively affects student learning in my state.

Answered: 3 Skipped: 0



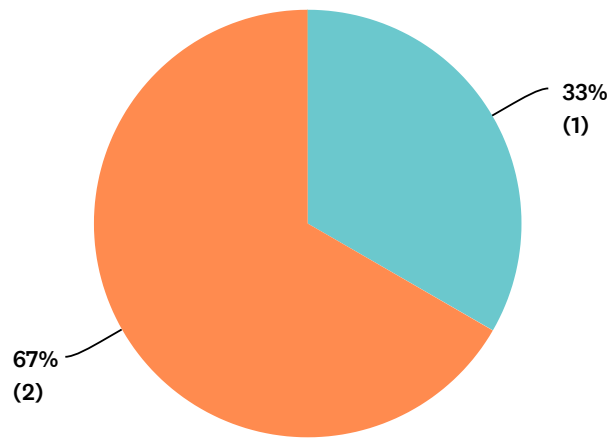
■ Strongly disagree 
 ■ Disagree 
 ■ Neutral 
 ■ Agree 
 ■ Strongly agree

	STRONGLY DISAGREE	DISAGREE	NEUTRAL	AGREE	STRONGLY AGREE	TOTAL	WEIGHTED AVERAGE
(no label)	0% 0	0% 0	0% 0	0% 0	100% 3	3	3.00



### Q28 Teacher retention negatively affects student learning in my state.

Answered: 3 Skipped: 0

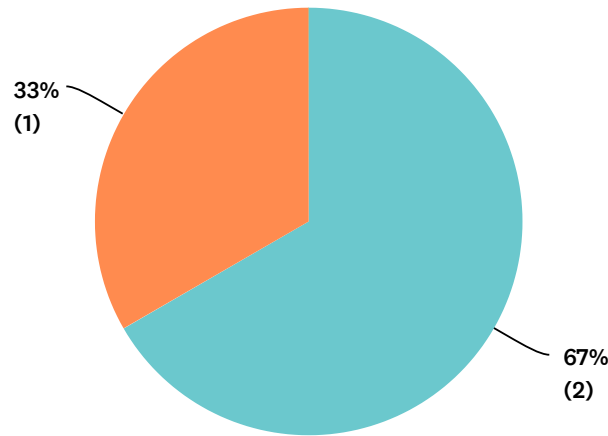


■ Strongly disagree 
 ■ Disagree 
 ■ Neutral 
 ■ Agree 
 ■ Strongly agree

	STRONGLY DISAGREE	DISAGREE	NEUTRAL	AGREE	STRONGLY AGREE	TOTAL	WEIGHTED AVERAGE
(no label)	0% 0	0% 0	0% 0	33% 1	67% 2	3	2.67

## Q29 A lack of trauma-informed instruction negatively affects student learning in my state.

Answered: 3 Skipped: 0

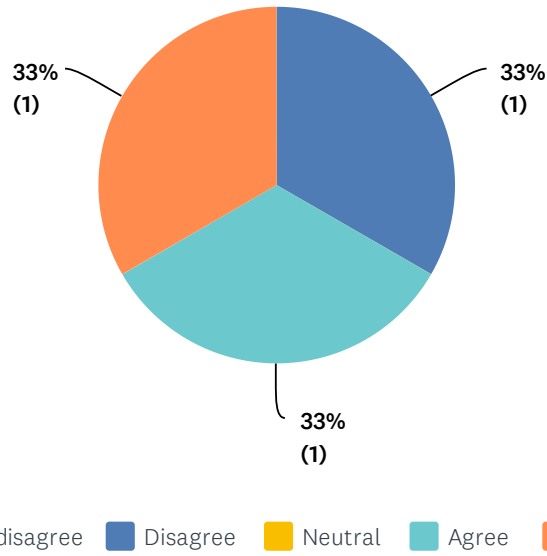


■ Strongly disagree 
 ■ Disagree 
 ■ Neutral 
 ■ Agree 
 ■ Strongly agree

	STRONGLY DISAGREE	DISAGREE	NEUTRAL	AGREE	STRONGLY AGREE	TOTAL	WEIGHTED AVERAGE
(no label)	0% 0	0% 0	0% 0	67% 2	33% 1	3	2.33

### Q30 A lack of teacher diversity negatively affects student learning in my state.

Answered: 3 Skipped: 0



	STRONGLY DISAGREE	DISAGREE	NEUTRAL	AGREE	STRONGLY AGREE	TOTAL	WEIGHTED AVERAGE
(no label)	0% 0	33% 1	0% 0	33% 1	33% 1	3	1.67

## Q31 Feedback (optional):

Answered: 0 Skipped: 3

#	RESPONSES	DATE
	There are no responses.	