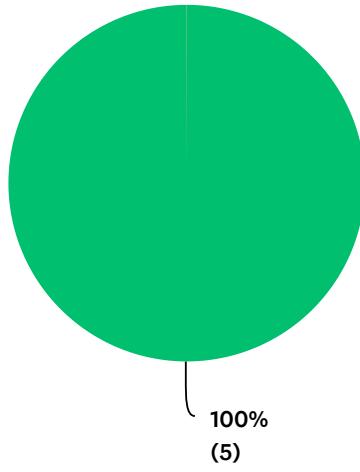


# Q1 Are you a state teacher of the year or a finalist?

Answered: 5 Skipped: 0



■ State teacher of the year 
 ■ Finalist 
 ■ Other (please specify)

ANSWER CHOICES	RESPONSES	
State teacher of the year	100%	5
Finalist	0%	0
Other (please specify)	0%	0
<b>TOTAL</b>		<b>5</b>

#	OTHER (PLEASE SPECIFY)	DATE
	There are no responses.	

## Q2 In what year?

Answered: 5 Skipped: 0

#	RESPONSES	DATE
1	2012	2/11/2020 2:39 PM
2	1985	2/1/2020 1:45 PM
3	2018	1/28/2020 10:10 PM
4	2016	1/22/2020 9:18 AM
5	2015	1/15/2020 7:54 AM

### Q3 In which state were you recognized as a state teacher of the year or finalist?

Answered: 5 Skipped: 0





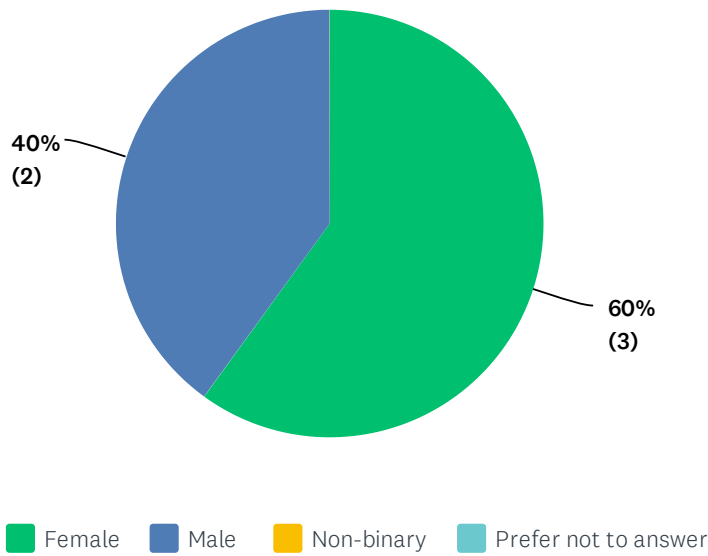


ANSWER CHOICES	RESPONSES	
Alabama	0%	0
Alaska	0%	0
Arizona	0%	0
Arkansas	0%	0
California	0%	0
Colorado	0%	0
Connecticut	0%	0
Deleware	0%	0
DoDEA	0%	0
Florida	0%	0
Georgia	0%	0
Hawaii	0%	0
Idaho	0%	0
Illinois	0%	0
Indiana	0%	0
Iowa	0%	0
Kansas	0%	0
Kentucky	0%	0
Louisiana	0%	0
Maine	0%	0
Maryland	0%	0
Massachusetts	0%	0
Michigan	0%	0
Minnesota	0%	0
Mississippi	0%	0
Missouri	0%	0
Montana	0%	0
Nebraska	0%	0
Nevada	0%	0
New Hampshire	0%	0
New Jersey	0%	0
New Mexico	0%	0

New York	0%	0
North Carolina	0%	0
North Dakota	0%	0
Ohio	100%	5
Oklahoma	0%	0
Oregon	0%	0
Pennsylvania	0%	0
Puerto Rico	0%	0
Rhode Island	0%	0
South Carolina	0%	0
South Dakota	0%	0
Tennessee	0%	0
Texas	0%	0
U.S. Territory	0%	0
Utah	0%	0
Vermont	0%	0
Virginia	0%	0
Washington	0%	0
Washington, DC	0%	0
West Virginia	0%	0
Wisconsin	0%	0
Wyoming	0%	0
<b>TOTAL</b>		<b>5</b>

### Q4 What gender do you identify as?

Answered: 5 Skipped: 0

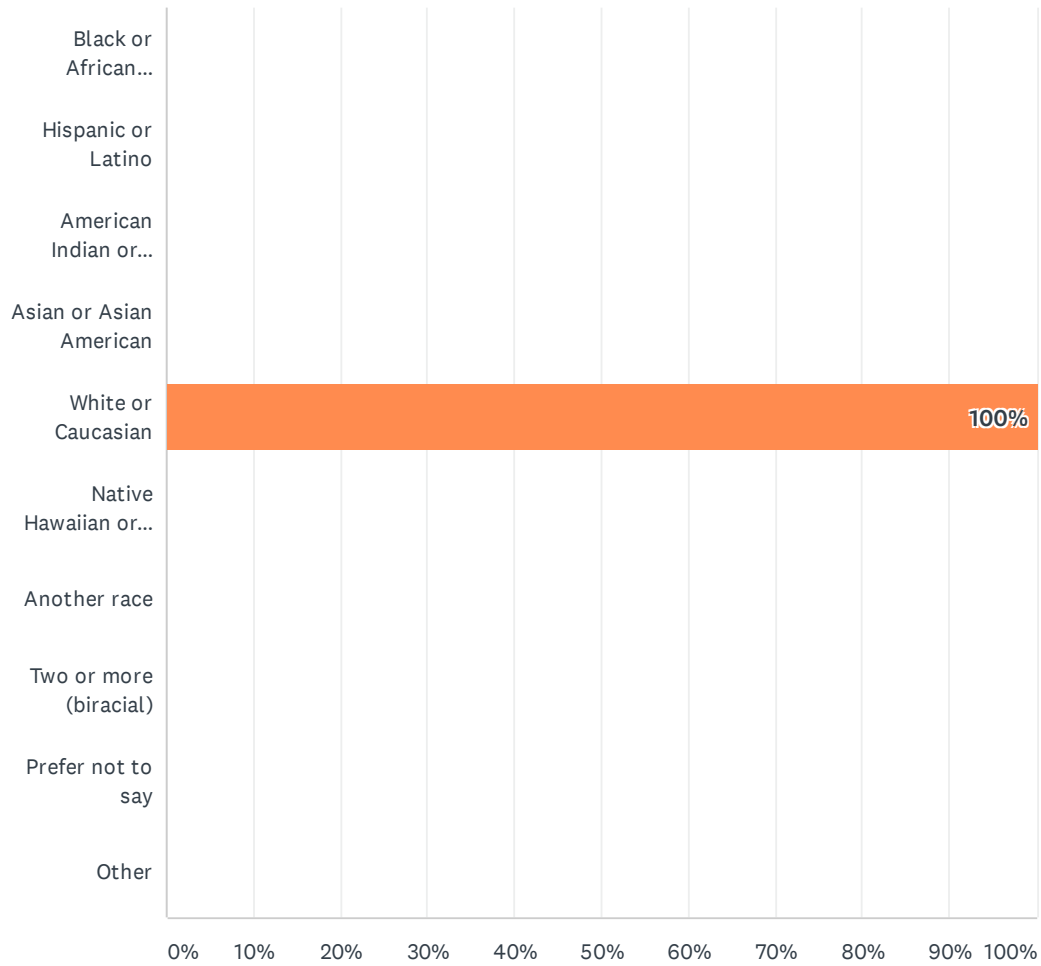


ANSWER CHOICES	RESPONSES	
Female	60%	3
Male	40%	2
Non-binary	0%	0
Prefer not to answer	0%	0
TOTAL		5



### Q5 Please specify your ethnicity.

Answered: 5 Skipped: 0



ANSWER CHOICES	RESPONSES	
Black or African American	0%	0
Hispanic or Latino	0%	0
American Indian or Alaska Native	0%	0
Asian or Asian American	0%	0
White or Caucasian	100%	5
Native Hawaiian or other Pacific Islander	0%	0
Another race	0%	0
Two or more (biracial)	0%	0
Prefer not to say	0%	0
Other	0%	0
<b>TOTAL</b>		<b>5</b>

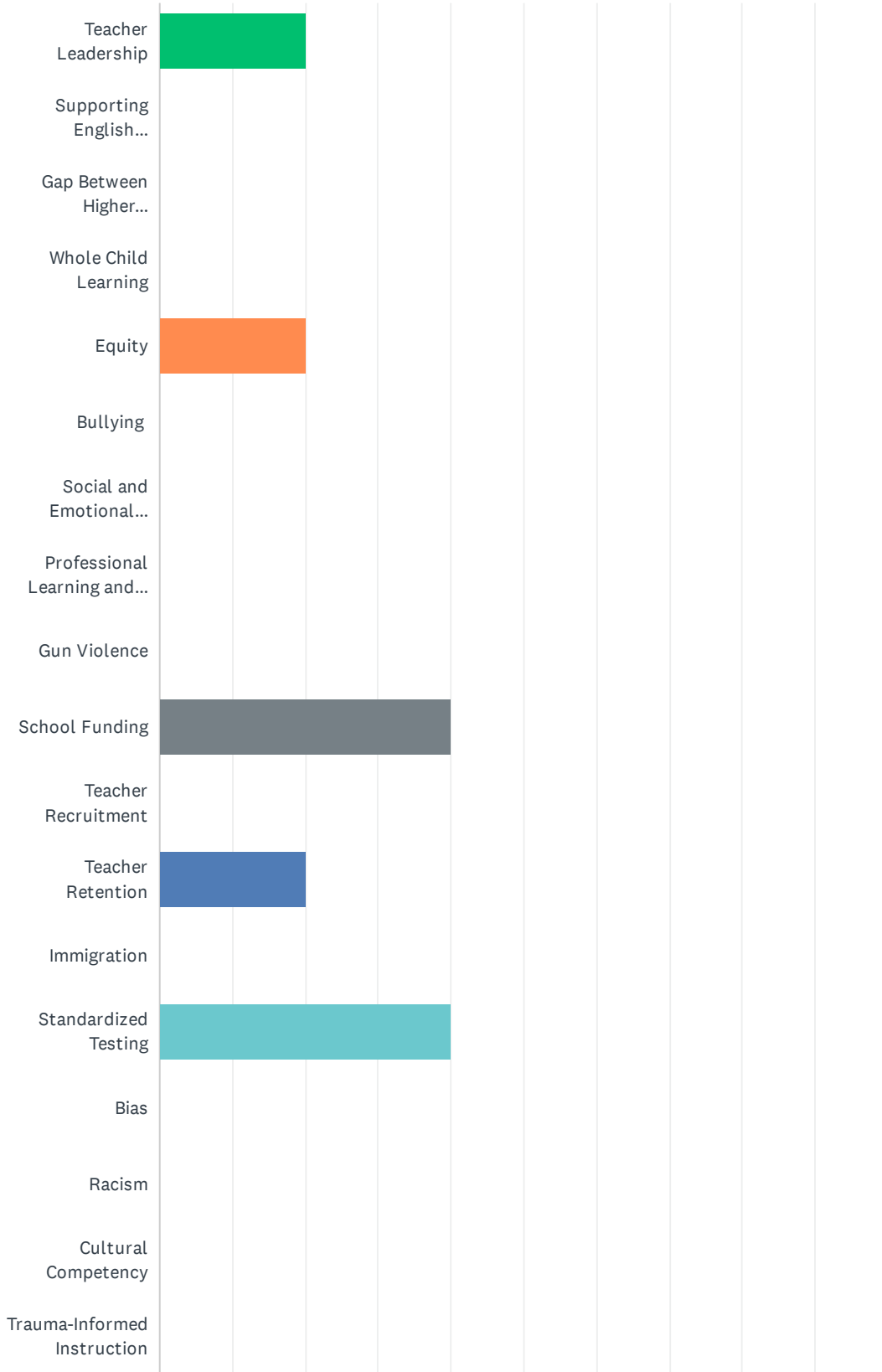
## Q6 Your email address (it will only be used for the purposes of this survey):

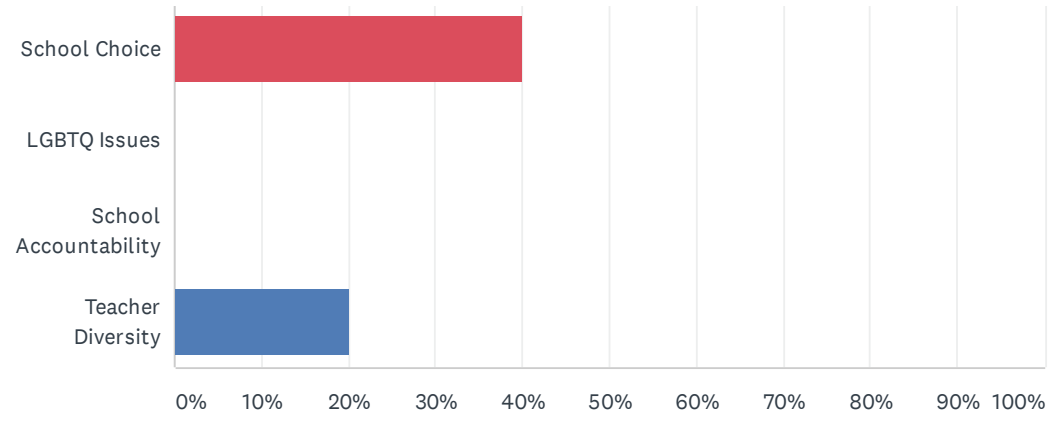
Answered: 5 Skipped: 0

#	RESPONSES	DATE
1	TMDedc@gmail.com	2/11/2020 2:39 PM
2	mamoeckel@woh.rr.com	2/1/2020 1:45 PM
3	jonathanjuravich@gmail.com	1/28/2020 10:10 PM
4	teresa.cianchetti@fieldlocalschools.org	1/22/2020 9:18 AM
5	Michalec.Lori@tallmadgeschools.org	1/15/2020 7:54 AM

# Q7 Please select the top 2 most important issues or practices for teachers and students in your state.

Answered: 5 Skipped: 0





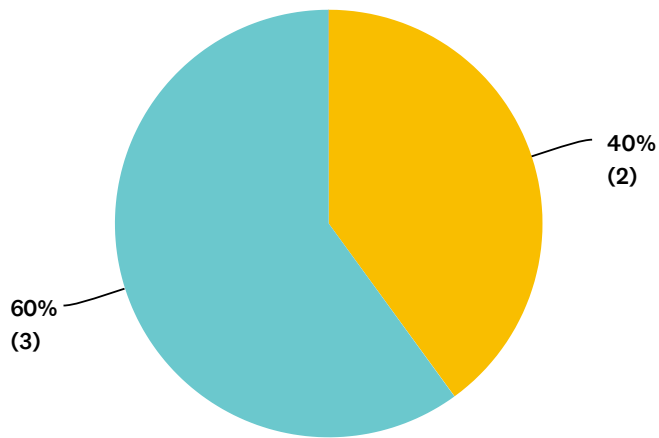
## Q8 What else is important for teachers and students in your state (optional)?

Answered: 2 Skipped: 3

#	RESPONSES	DATE
1	Teacher supports and funding	2/11/2020 2:41 PM
2	Resolving issues of funding related to voucher programs and charter schools. Standardized testing. Use of Academic Distress Commission to take over "failing" schools in the state. Cultural Competency and Social and Emotional Learning.	1/15/2020 7:57 AM

### Q9 Bias negatively affects student learning in my state.

Answered: 5 Skipped: 0

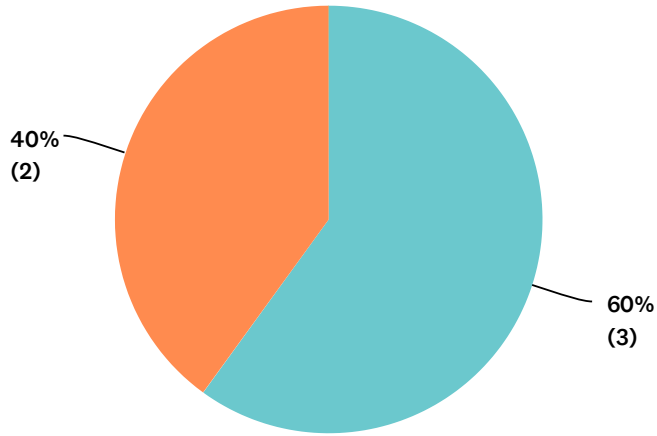


■ Strongly disagree 
 ■ Disagree 
 ■ Neutral 
 ■ Agree 
 ■ Strongly agree

	STRONGLY DISAGREE	DISAGREE	NEUTRAL	AGREE	STRONGLY AGREE	TOTAL	WEIGHTED AVERAGE
(no label)	0% 0	0% 0	40% 2	60% 3	0% 0	5	1.60

# Q10 A lack of cultural competency negatively affects student learning in my state.

Answered: 5 Skipped: 0

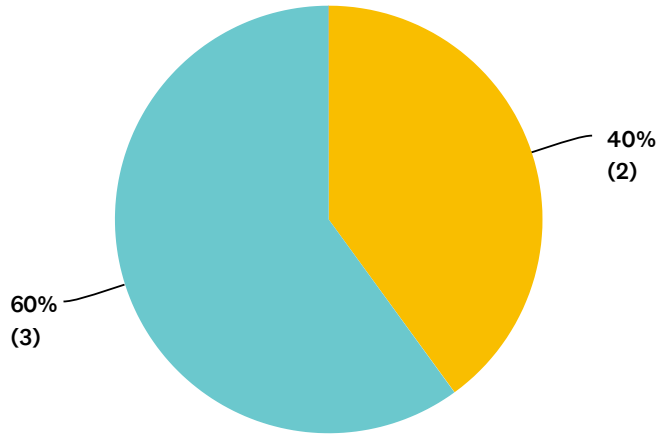


■ Strongly disagree 
 ■ Disagree 
 ■ Neutral 
 ■ Agree 
 ■ Strongly agree

	STRONGLY DISAGREE	DISAGREE	NEUTRAL	AGREE	STRONGLY AGREE	TOTAL	WEIGHTED AVERAGE
(no label)	0% 0	0% 0	0% 0	60% 3	40% 2	5	2.40

# Q11 A lack of teacher leadership negatively affects student learning in my state.

Answered: 5 Skipped: 0



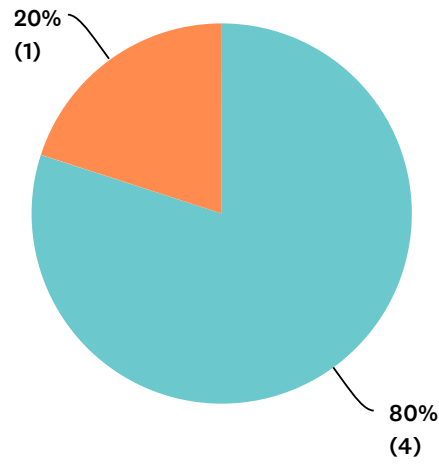
■ Strongly disagree 
 ■ Disagree 
 ■ Neutral 
 ■ Agree 
 ■ Strongly agree

	STRONGLY DISAGREE	DISAGREE	NEUTRAL	AGREE	STRONGLY AGREE	TOTAL	WEIGHTED AVERAGE
(no label)	0% 0	0% 0	40% 2	60% 3	0% 0	5	1.60



### Q12 A lack of equity negatively affects student learning in my state.

Answered: 5 Skipped: 0

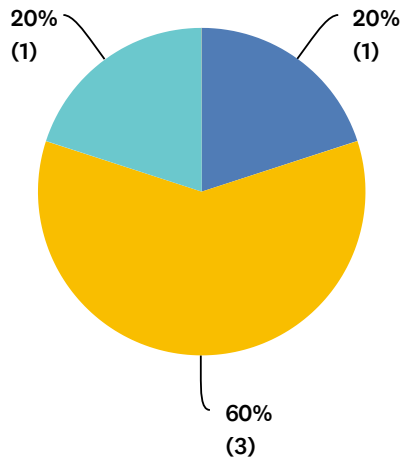


■ Strongly disagree 
 ■ Disagree 
 ■ Neutral 
 ■ Agree 
 ■ Strongly agree

	STRONGLY DISAGREE	DISAGREE	NEUTRAL	AGREE	STRONGLY AGREE	TOTAL	WEIGHTED AVERAGE
(no label)	0% 0	0% 0	0% 0	80% 4	20% 1	5	2.20

### Q13 The gap between Pk12 and higher education negatively affects student learning in my state.

Answered: 5 Skipped: 0

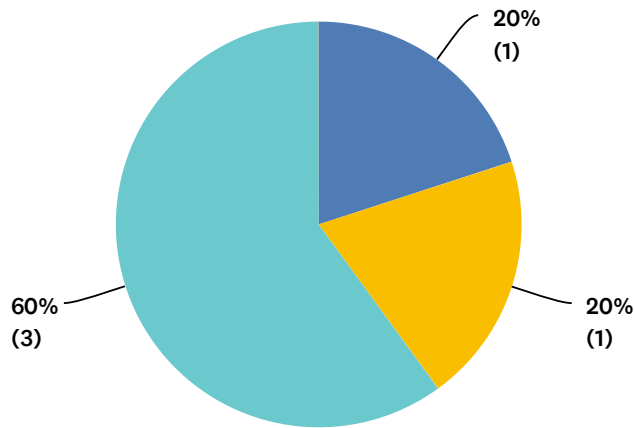


■ Strongly disagree 
 ■ Disagree 
 ■ Neutral 
 ■ Agree 
 ■ Strongly agree

	STRONGLY DISAGREE	DISAGREE	NEUTRAL	AGREE	STRONGLY AGREE	TOTAL	WEIGHTED AVERAGE
(no label)	0% 0	20% 1	60% 3	20% 1	0% 0	5	1.00

### Q14 School accountability negatively affects student learning in my state.

Answered: 5 Skipped: 0

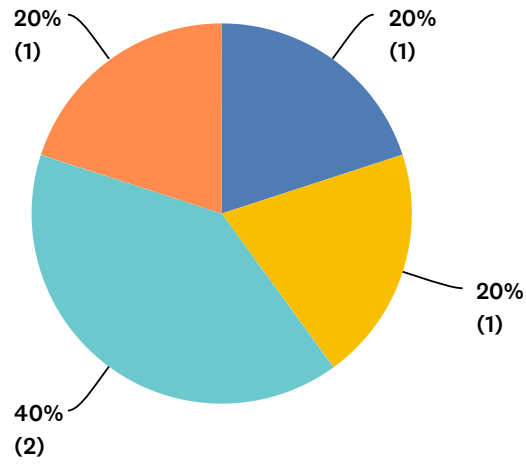


■ Strongly disagree 
 ■ Disagree 
 ■ Neutral 
 ■ Agree 
 ■ Strongly agree

	STRONGLY DISAGREE	DISAGREE	NEUTRAL	AGREE	STRONGLY AGREE	TOTAL	WEIGHTED AVERAGE
(no label)	0% 0	20% 1	20% 1	60% 3	0% 0	5	1.40

### Q15 Gun violence negatively affects student learning in my state.

Answered: 5 Skipped: 0

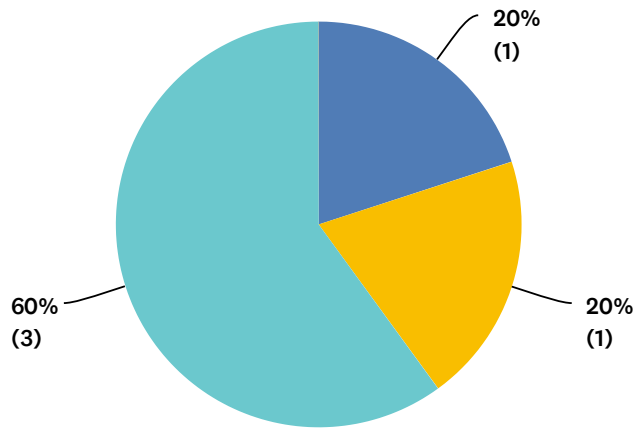


■ Strongly disagree 
 ■ Disagree 
 ■ Neutral 
 ■ Agree 
 ■ Strongly agree

	STRONGLY DISAGREE	DISAGREE	NEUTRAL	AGREE	STRONGLY AGREE	TOTAL	WEIGHTED AVERAGE
(no label)	0% 0	20% 1	20% 1	40% 2	20% 1	5	1.60

### Q16 Immigration negatively affects student learning in my state.

Answered: 5 Skipped: 0

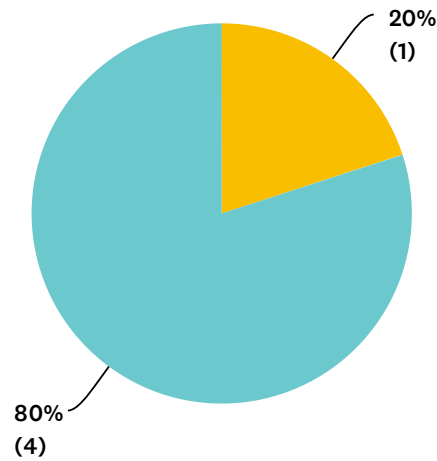


■ Strongly disagree 
 ■ Disagree 
 ■ Neutral 
 ■ Agree 
 ■ Strongly agree

	STRONGLY DISAGREE	DISAGREE	NEUTRAL	AGREE	STRONGLY AGREE	TOTAL	WEIGHTED AVERAGE
(no label)	0% 0	20% 1	20% 1	60% 3	0% 0	5	1.40

# Q17 Bias against LGBTQ students negatively affects student learning in my state.

Answered: 5 Skipped: 0

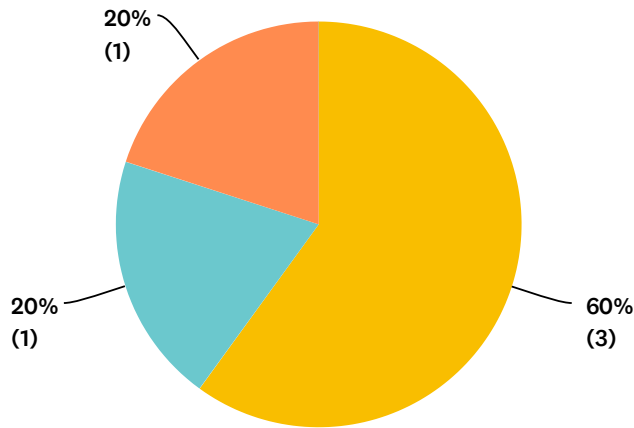


■ Strongly disagree 
 ■ Disagree 
 ■ Neutral 
 ■ Agree 
 ■ Strongly agree

	STRONGLY DISAGREE	DISAGREE	NEUTRAL	AGREE	STRONGLY AGREE	TOTAL	WEIGHTED AVERAGE
(no label)	0% 0	0% 0	20% 1	80% 4	0% 0	5	1.80

### Q18 A lack of effective professional learning and development negatively affects student learning in my state.

Answered: 5 Skipped: 0

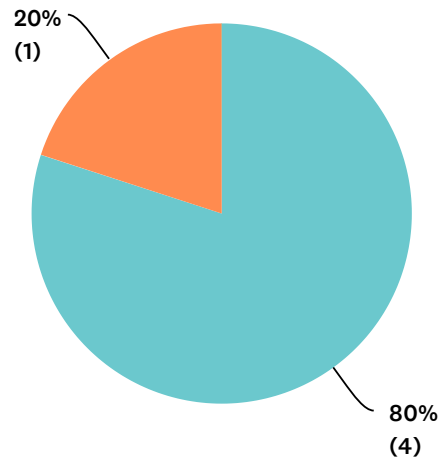


■ Strongly disagree 
 ■ Disagree 
 ■ Neutral 
 ■ Agree 
 ■ Strongly agree

	STRONGLY DISAGREE	DISAGREE	NEUTRAL	AGREE	STRONGLY AGREE	TOTAL	WEIGHTED AVERAGE
(no label)	0% 0	0% 0	60% 3	20% 1	20% 1	5	1.60

# Q19 Racism negatively affects student learning in my state.

Answered: 5 Skipped: 0



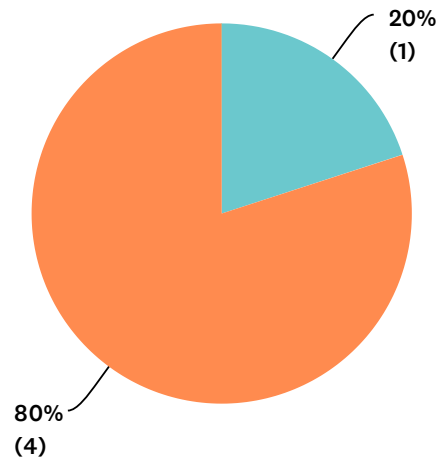
■ Strongly disagree 
 ■ Disagree 
 ■ Neutral 
 ■ Agree 
 ■ Strongly agree

	STRONGLY DISAGREE	DISAGREE	NEUTRAL	AGREE	STRONGLY AGREE	TOTAL	WEIGHTED AVERAGE
(no label)	0% 0	0% 0	0% 0	80% 4	20% 1	5	2.20



# Q20 School choice negatively affects student learning in my state.

Answered: 5 Skipped: 0

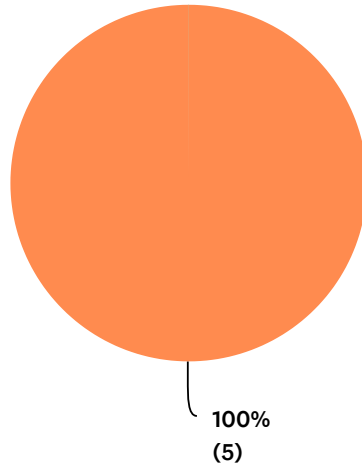


■ Strongly disagree 
 ■ Disagree 
 ■ Neutral 
 ■ Agree 
 ■ Strongly agree

	STRONGLY DISAGREE	DISAGREE	NEUTRAL	AGREE	STRONGLY AGREE	TOTAL	WEIGHTED AVERAGE
(no label)	0% 0	0% 0	0% 0	20% 1	80% 4	5	2.80

# Q21 Disparities in school funding negatively affect student learning in my state.

Answered: 5 Skipped: 0

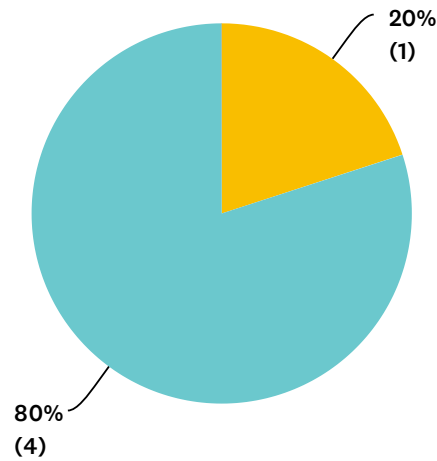


■ Strongly disagree 
 ■ Disagree 
 ■ Neutral 
 ■ Agree 
 ■ Strongly agree

	STRONGLY DISAGREE	DISAGREE	NEUTRAL	AGREE	STRONGLY AGREE	TOTAL	WEIGHTED AVERAGE
(no label)	0% 0	0% 0	0% 0	0% 0	100% 5	5	3.00

## Q22 A lack of social and emotional learning negatively affects student learning in my state.

Answered: 5 Skipped: 0

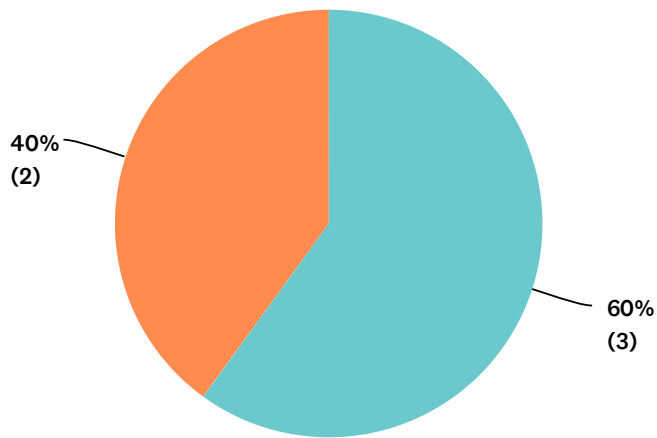


■ Strongly disagree 
 ■ Disagree 
 ■ Neutral 
 ■ Agree 
 ■ Strongly agree

	STRONGLY DISAGREE	DISAGREE	NEUTRAL	AGREE	STRONGLY AGREE	TOTAL	WEIGHTED AVERAGE
(no label)	0% 0	0% 0	20% 1	80% 4	0% 0	5	1.80

# Q23 Standardized testing negatively affects student learning in my state.

Answered: 5 Skipped: 0

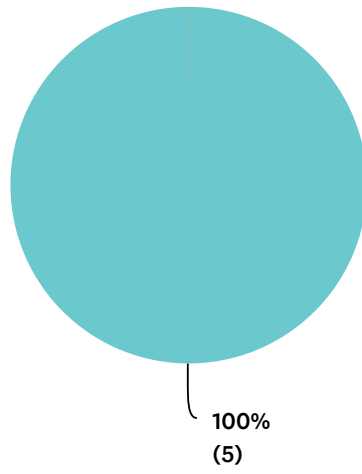


■ Strongly disagree 
 ■ Disagree 
 ■ Neutral 
 ■ Agree 
 ■ Strongly agree

	STRONGLY DISAGREE	DISAGREE	NEUTRAL	AGREE	STRONGLY AGREE	TOTAL	WEIGHTED AVERAGE
(no label)	0% 0	0% 0	0% 0	60% 3	40% 2	5	2.40

## Q24 Student bullying negatively affects student learning in my state.

Answered: 5 Skipped: 0

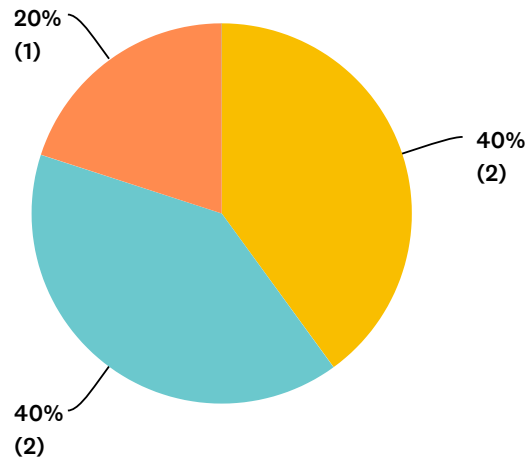


■ Strongly disagree 
 ■ Disagree 
 ■ Neutral 
 ■ Agree 
 ■ Strongly agree

	STRONGLY DISAGREE	DISAGREE	NEUTRAL	AGREE	STRONGLY AGREE	TOTAL	WEIGHTED AVERAGE
(no label)	0% 0	0% 0	0% 0	100% 5	0% 0	5	2.00

## Q25 A lack of supports for English Language Learners negatively affects student learning in my state.

Answered: 5 Skipped: 0

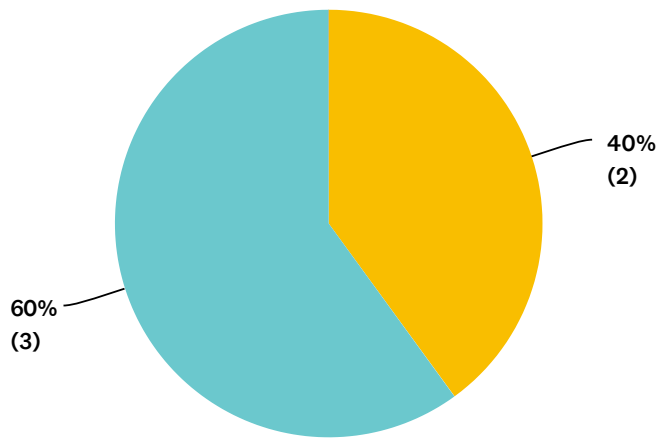


■ Strongly disagree 
 ■ Disagree 
 ■ Neutral 
 ■ Agree 
 ■ Strongly agree

	STRONGLY DISAGREE	DISAGREE	NEUTRAL	AGREE	STRONGLY AGREE	TOTAL	WEIGHTED AVERAGE
(no label)	0% 0	0% 0	40% 2	40% 2	20% 1	5	1.80

### Q26 Teacher bullying negatively affects student learning in my state.

Answered: 5 Skipped: 0

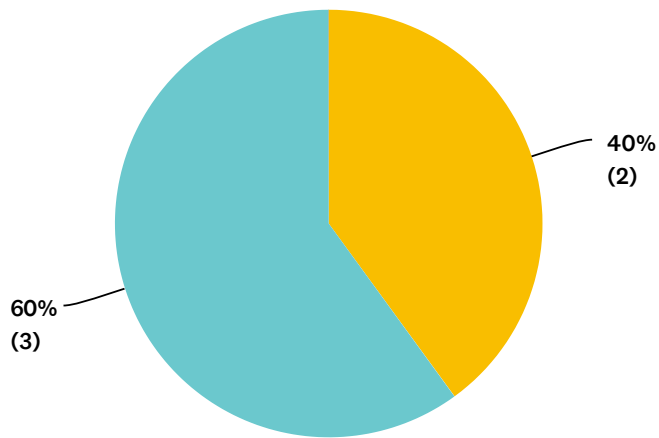


■ Strongly disagree 
 ■ Disagree 
 ■ Neutral 
 ■ Agree 
 ■ Strongly agree

	STRONGLY DISAGREE	DISAGREE	NEUTRAL	AGREE	STRONGLY AGREE	TOTAL	WEIGHTED AVERAGE
(no label)	0% 0	0% 0	40% 2	60% 3	0% 0	5	1.60

### Q27 Teacher recruitment negatively affects student learning in my state.

Answered: 5 Skipped: 0



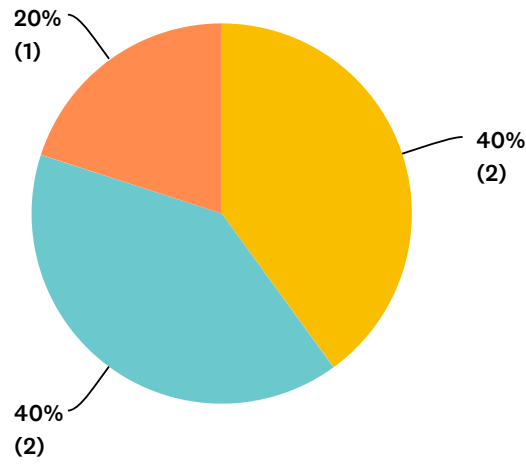
■ Strongly disagree 
 ■ Disagree 
 ■ Neutral 
 ■ Agree 
 ■ Strongly agree

	STRONGLY DISAGREE	DISAGREE	NEUTRAL	AGREE	STRONGLY AGREE	TOTAL	WEIGHTED AVERAGE
(no label)	0% 0	0% 0	40% 2	60% 3	0% 0	5	1.60



# Q28 Teacher retention negatively affects student learning in my state.

Answered: 5 Skipped: 0

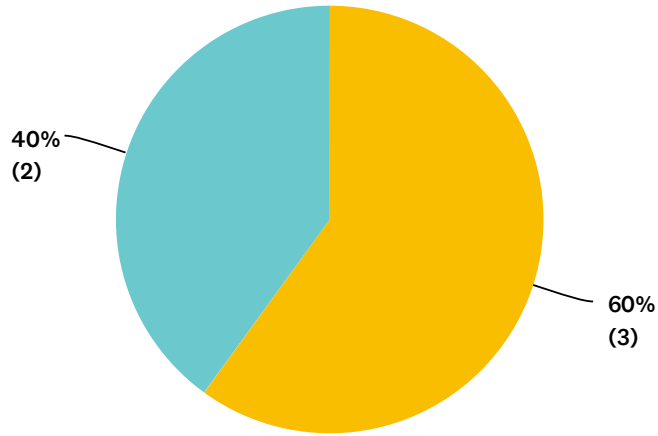


■ Strongly disagree 
 ■ Disagree 
 ■ Neutral 
 ■ Agree 
 ■ Strongly agree

	STRONGLY DISAGREE	DISAGREE	NEUTRAL	AGREE	STRONGLY AGREE	TOTAL	WEIGHTED AVERAGE
(no label)	0% 0	0% 0	40% 2	40% 2	20% 1	5	1.80

## Q29 A lack of trauma-informed instruction negatively affects student learning in my state.

Answered: 5 Skipped: 0

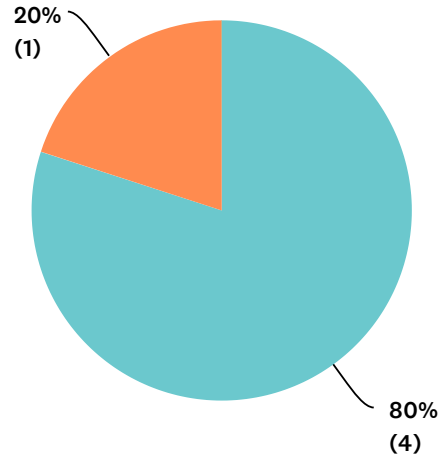


■ Strongly disagree 
 ■ Disagree 
 ■ Neutral 
 ■ Agree 
 ■ Strongly agree

	STRONGLY DISAGREE	DISAGREE	NEUTRAL	AGREE	STRONGLY AGREE	TOTAL	WEIGHTED AVERAGE
(no label)	0% 0	0% 0	60% 3	40% 2	0% 0	5	1.40

### Q30 A lack of teacher diversity negatively affects student learning in my state.

Answered: 5 Skipped: 0



■ Strongly disagree 
 ■ Disagree 
 ■ Neutral 
 ■ Agree 
 ■ Strongly agree

	STRONGLY DISAGREE	DISAGREE	NEUTRAL	AGREE	STRONGLY AGREE	TOTAL	WEIGHTED AVERAGE
(no label)	0% 0	0% 0	0% 0	80% 4	20% 1	5	2.20

## Q31 Feedback (optional):

Answered: 1 Skipped: 4

#	RESPONSES	DATE
1	<p>Important to know that public education funds are being diverted and drained to support private/charter schools in Ohio, including for profit schools. EdChoice Program in Ohio allows families living in a district that has received "failing grades" in areas of state report cards for random years (2-3), regardless of consistency and/or current performance, now have the choice to send children to private schools tuition free. The public home district is responsible for paying the tuition for children leaving the district without reimbursement. In many cases public schools are paying the full tuition amount, exceeding the per pupil cost covered by the state. This applies to students who have not even enrolled in the public district. Just by living in the district, students may attend private, parochial, or charter schools tuition free with the public school district paying the tuition exceeding the state allotted funds. This policy is designed to bankrupt public schools and is an extreme threat to public education in Ohio. Since private schools -including charter schools- are exempt from the accountability required in public schools, our children's education is in peril.</p>	1/22/2020 9:44 AM