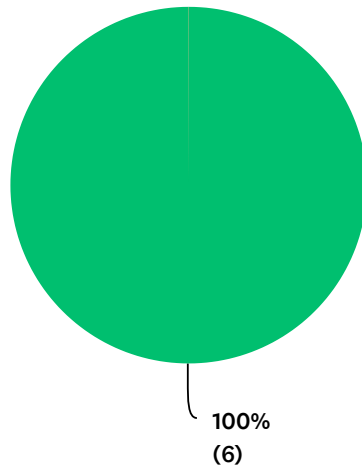


Q1 Are you a state teacher of the year or a finalist?

Answered: 6 Skipped: 0



■ State teacher of the year
 ■ Finalist
 ■ Other (please specify)

ANSWER CHOICES	RESPONSES
State teacher of the year	100% 6
Finalist	0% 0
Other (please specify)	0% 0
TOTAL	6

#	OTHER (PLEASE SPECIFY)	DATE
	There are no responses.	

Q2 In what year?

Answered: 6 Skipped: 0

#	RESPONSES	DATE
1	2014	2/12/2020 11:15 PM
2	2017	2/1/2020 2:28 PM
3	2020	1/30/2020 9:39 PM
4	2011	1/29/2020 12:29 PM
5	2010	1/28/2020 11:07 PM
6	1972	1/22/2020 11:57 AM

Q3 In which state were you recognized as a state teacher of the year or finalist?

Answered: 6 Skipped: 0





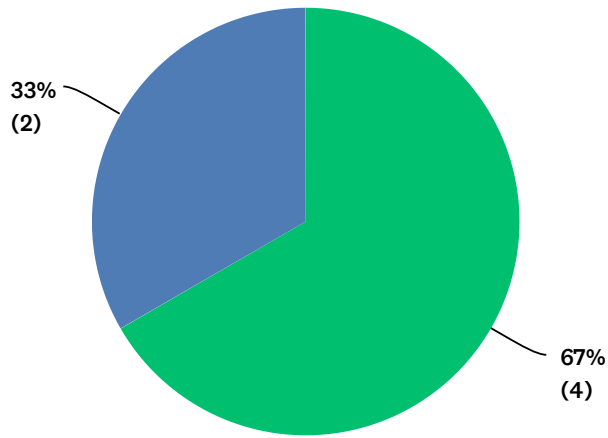


ANSWER CHOICES	RESPONSES	
Alabama	0%	0
Alaska	0%	0
Arizona	0%	0
Arkansas	0%	0
California	0%	0
Colorado	0%	0
Connecticut	0%	0
Deleware	0%	0
DoDEA	0%	0
Florida	0%	0
Georgia	0%	0
Hawaii	0%	0
Idaho	0%	0
Illinois	0%	0
Indiana	0%	0
Iowa	0%	0
Kansas	0%	0
Kentucky	0%	0
Louisiana	0%	0
Maine	0%	0
Maryland	0%	0
Massachusetts	0%	0
Michigan	0%	0
Minnesota	0%	0
Mississippi	0%	0
Missouri	0%	0
Montana	0%	0
Nebraska	0%	0
Nevada	0%	0
New Hampshire	0%	0
New Jersey	0%	0
New Mexico	0%	0

New York	0%	0
North Carolina	0%	0
North Dakota	0%	0
Ohio	0%	0
Oklahoma	0%	0
Oregon	100%	6
Pennsylvania	0%	0
Puerto Rico	0%	0
Rhode Island	0%	0
South Carolina	0%	0
South Dakota	0%	0
Tennessee	0%	0
Texas	0%	0
U.S. Territory	0%	0
Utah	0%	0
Vermont	0%	0
Virginia	0%	0
Washington	0%	0
Washington, DC	0%	0
West Virginia	0%	0
Wisconsin	0%	0
Wyoming	0%	0
TOTAL		6

Q4 What gender do you identify as?

Answered: 6 Skipped: 0

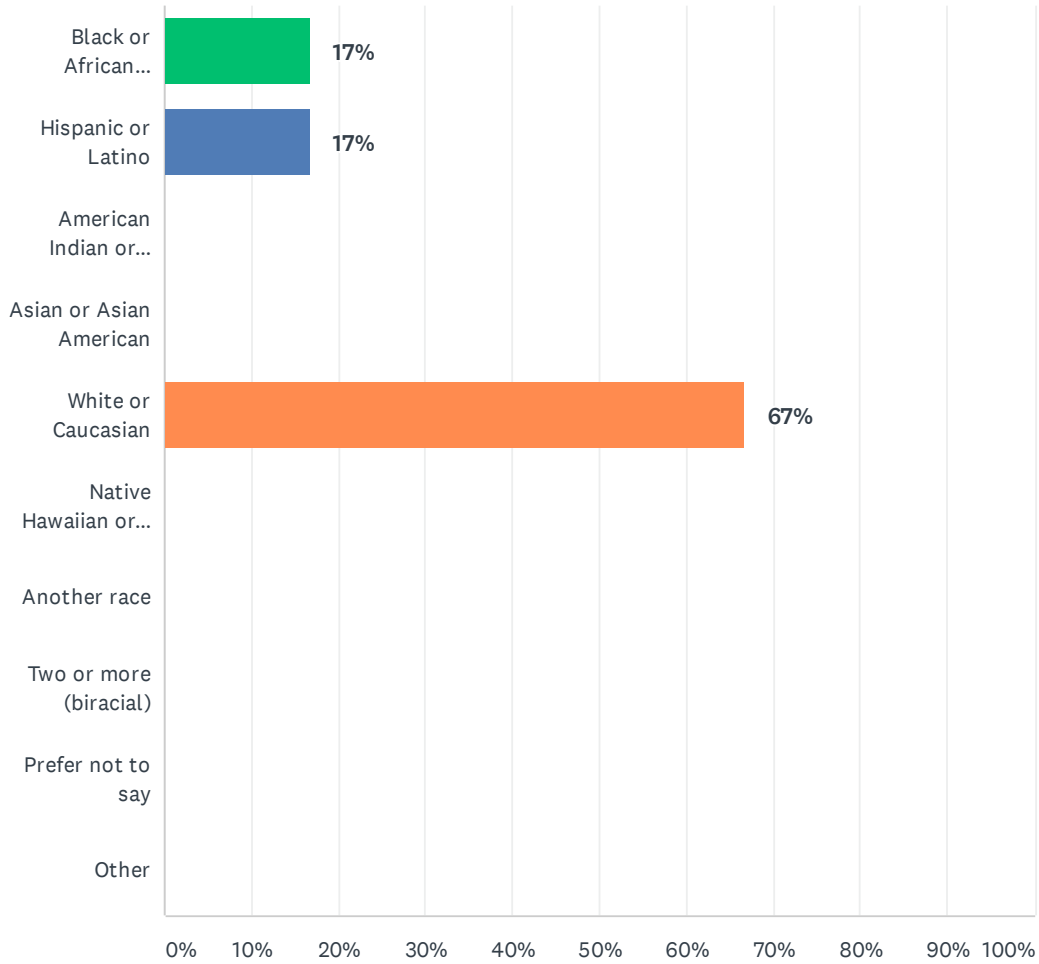


Female Male Non-binary Prefer not to answer

ANSWER CHOICES	RESPONSES	
Female	67%	4
Male	33%	2
Non-binary	0%	0
Prefer not to answer	0%	0
TOTAL		6

Q5 Please specify your ethnicity.

Answered: 6 Skipped: 0



ANSWER CHOICES	RESPONSES	
Black or African American	17%	1
Hispanic or Latino	17%	1
American Indian or Alaska Native	0%	0
Asian or Asian American	0%	0
White or Caucasian	67%	4
Native Hawaiian or other Pacific Islander	0%	0
Another race	0%	0
Two or more (biracial)	0%	0
Prefer not to say	0%	0
Other	0%	0
TOTAL		6

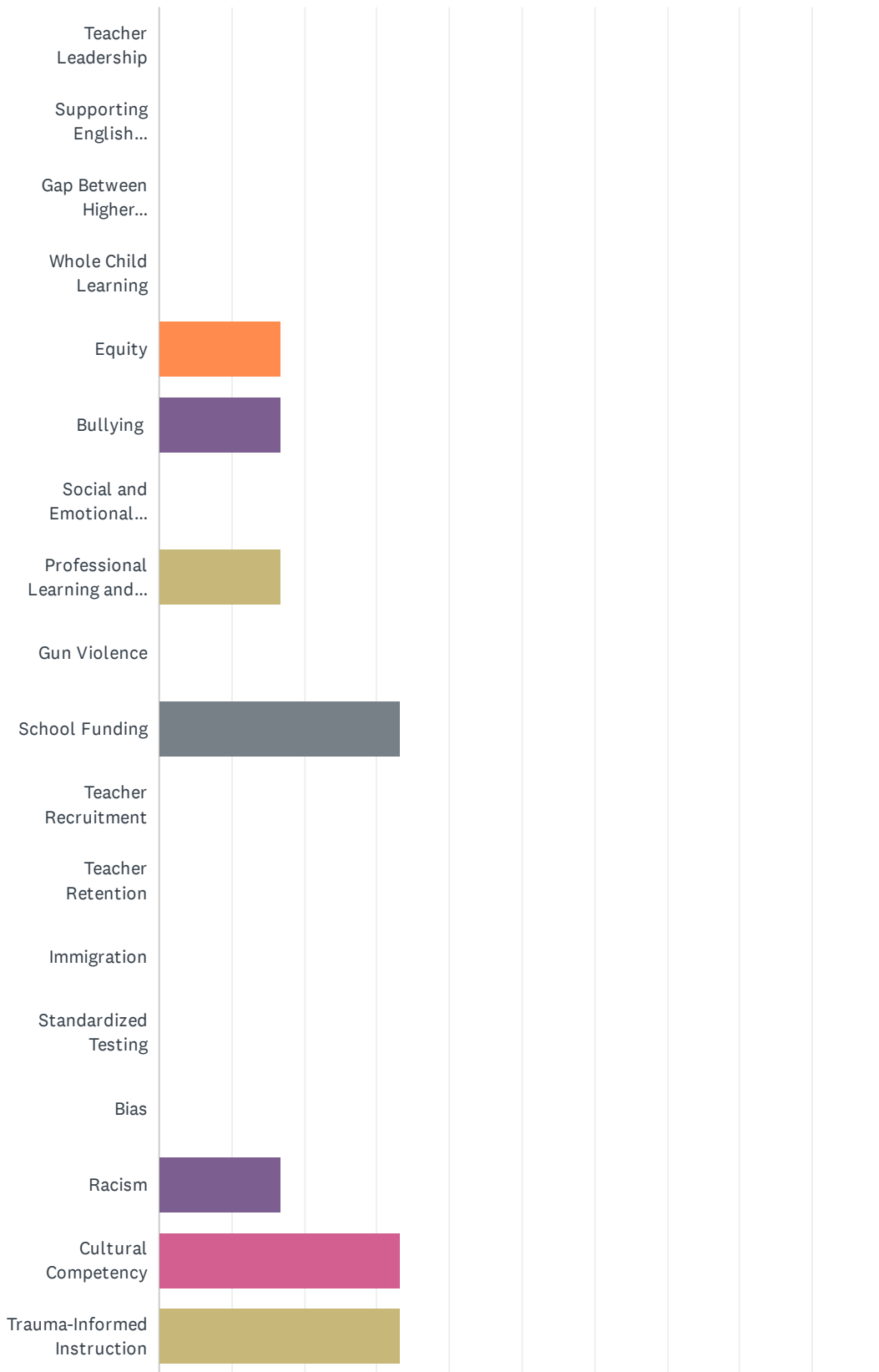
Q6 Your email address (it will only be used for the purposes of this survey):

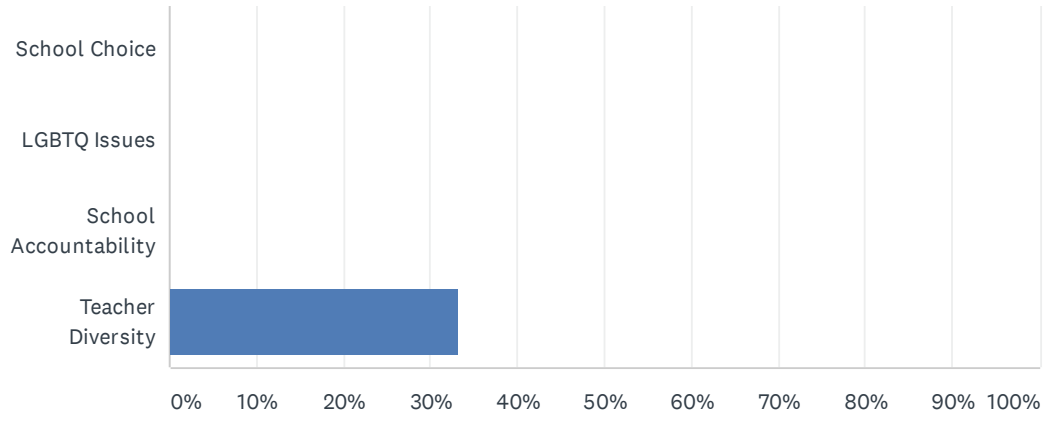
Answered: 6 Skipped: 0

#	RESPONSES	DATE
1	2014ortoy@gmail.com	2/12/2020 11:15 PM
2	gloria.robertson@medford.k12.or.us	2/1/2020 2:28 PM
3	munozmrs76@outlook.com	1/30/2020 9:39 PM
4	Colleen.works@corvallis.k12.or.us	1/29/2020 12:29 PM
5	dubois_d@4j.lane.edu	1/28/2020 11:07 PM
6	verne.martin@gmail.com	1/22/2020 11:57 AM

Q7 Please select the top 2 most important issues or practices for teachers and students in your state.

Answered: 6 Skipped: 0





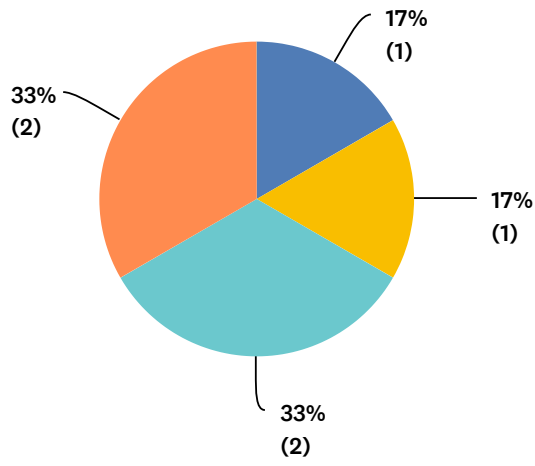
Q8 What else is important for teachers and students in your state (optional)?

Answered: 6 Skipped: 0

#	RESPONSES	DATE
1	Including LGBTQ, Latinos and Asian Americans in the discussions of equity as well as advocating for our African American students.	2/12/2020 11:17 PM
2	Recruiting & retaining teachers of color, SEL, Equity and supporting ELL students, easy and supportive practices to teach ethnic studies.	2/1/2020 2:32 PM
3	Teacher retention is critical. The lack of morale and support for implementing and sustaining best practices is burning teachers out.	1/30/2020 9:41 PM
4	Mental health of students	1/29/2020 12:30 PM
5	Class size is out of control in Oregon. I understand this is a funding issue however, we still need to talk about it. 35 or more in any classroom is NEVER okay and especially in our elementary k-2 classes, it is appalling.	1/28/2020 11:11 PM
6	To oppose the abortion industry!	1/22/2020 11:59 AM

Q9 Bias negatively affects student learning in my state.

Answered: 6 Skipped: 0

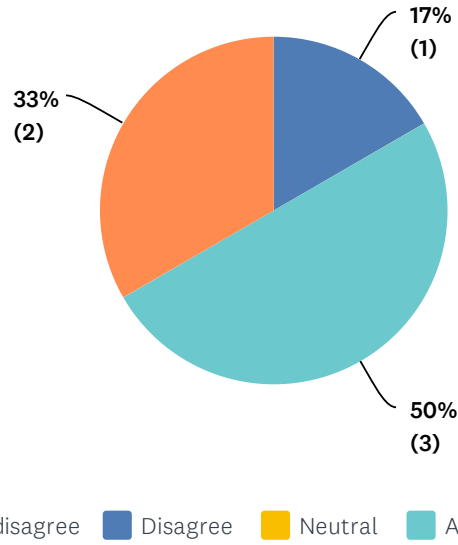


■ Strongly disagree
 ■ Disagree
 ■ Neutral
 ■ Agree
 ■ Strongly agree

	STRONGLY DISAGREE	DISAGREE	NEUTRAL	AGREE	STRONGLY AGREE	TOTAL	WEIGHTED AVERAGE
(no label)	0% 0	17% 1	17% 1	33% 2	33% 2	6	1.83

Q10 A lack of cultural competency negatively affects student learning in my state.

Answered: 6 Skipped: 0

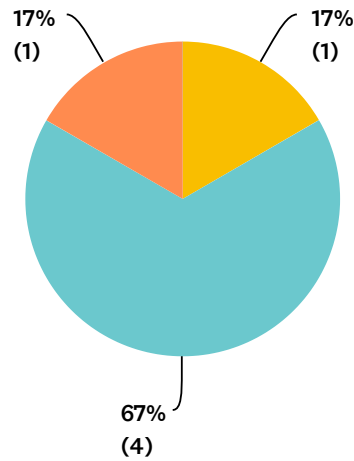


■ Strongly disagree
 ■ Disagree
 ■ Neutral
 ■ Agree
 ■ Strongly agree

	STRONGLY DISAGREE	DISAGREE	NEUTRAL	AGREE	STRONGLY AGREE	TOTAL	WEIGHTED AVERAGE
(no label)	0% 0	17% 1	0% 0	50% 3	33% 2	6	2.00

Q11 A lack of teacher leadership negatively affects student learning in my state.

Answered: 6 Skipped: 0

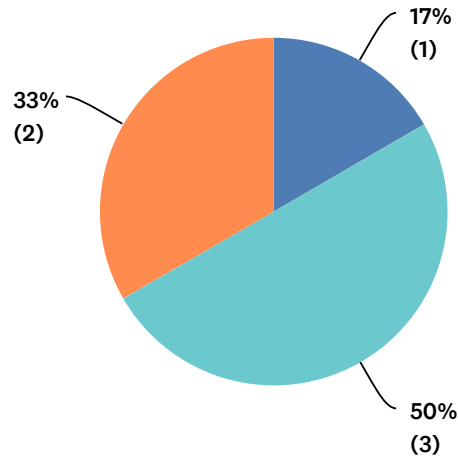


■ Strongly disagree
 ■ Disagree
 ■ Neutral
 ■ Agree
 ■ Strongly agree

	STRONGLY DISAGREE	DISAGREE	NEUTRAL	AGREE	STRONGLY AGREE	TOTAL	WEIGHTED AVERAGE
(no label)	0% 0	0% 0	17% 1	67% 4	17% 1	6	2.00

Q12 A lack of equity negatively affects student learning in my state.

Answered: 6 Skipped: 0

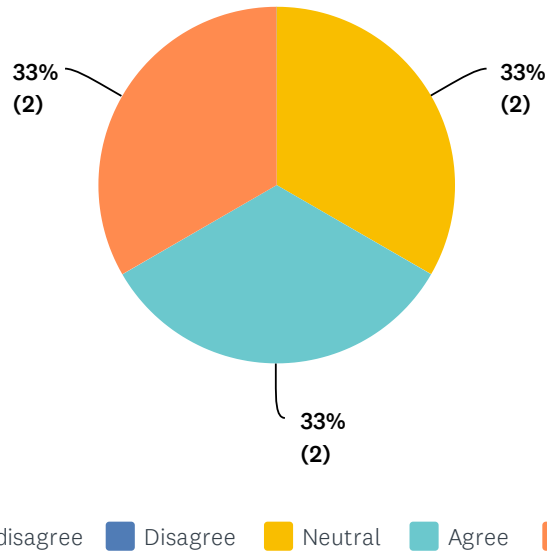


■ Strongly disagree
 ■ Disagree
 ■ Neutral
 ■ Agree
 ■ Strongly agree

	STRONGLY DISAGREE	DISAGREE	NEUTRAL	AGREE	STRONGLY AGREE	TOTAL	WEIGHTED AVERAGE
(no label)	0% 0	17% 1	0% 0	50% 3	33% 2	6	2.00

Q13 The gap between Pk12 and higher education negatively affects student learning in my state.

Answered: 6 Skipped: 0

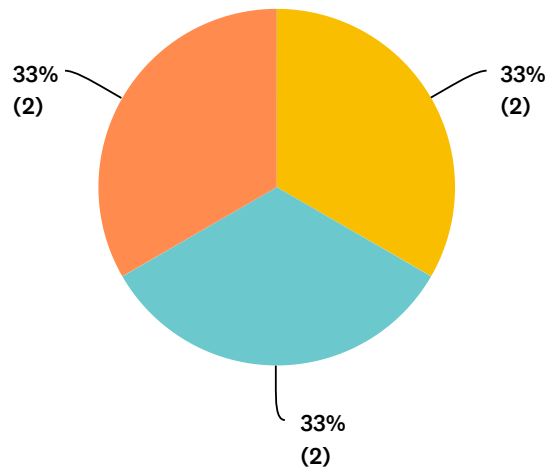


■ Strongly disagree
 ■ Disagree
 ■ Neutral
 ■ Agree
 ■ Strongly agree

	STRONGLY DISAGREE	DISAGREE	NEUTRAL	AGREE	STRONGLY AGREE	TOTAL	WEIGHTED AVERAGE
(no label)	0% 0	0% 0	33% 2	33% 2	33% 2	6	2.00

Q14 School accountability negatively affects student learning in my state.

Answered: 6 Skipped: 0

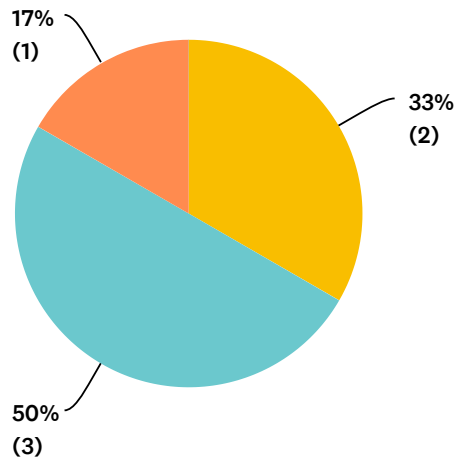


■ Strongly disagree
 ■ Disagree
 ■ Neutral
 ■ Agree
 ■ Strongly agree

	STRONGLY DISAGREE	DISAGREE	NEUTRAL	AGREE	STRONGLY AGREE	TOTAL	WEIGHTED AVERAGE
(no label)	0% 0	0% 0	33% 2	33% 2	33% 2	6	2.00

Q15 Gun violence negatively affects student learning in my state.

Answered: 6 Skipped: 0

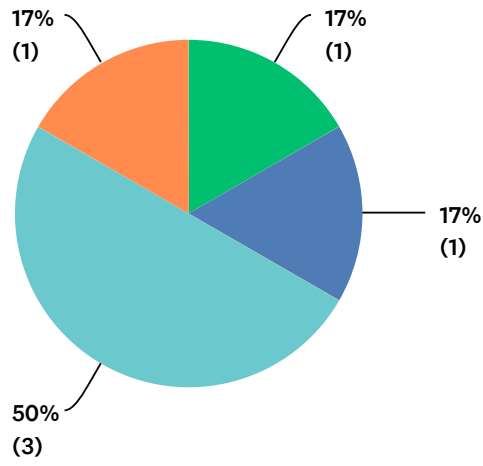


■ Strongly disagree
 ■ Disagree
 ■ Neutral
 ■ Agree
 ■ Strongly agree

	STRONGLY DISAGREE	DISAGREE	NEUTRAL	AGREE	STRONGLY AGREE	TOTAL	WEIGHTED AVERAGE
(no label)	0% 0	0% 0	33% 2	50% 3	17% 1	6	1.83

Q16 Immigration negatively affects student learning in my state.

Answered: 6 Skipped: 0

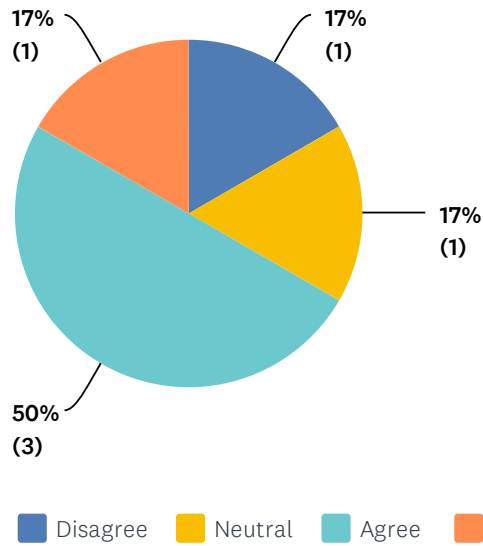


■ Strongly disagree
 ■ Disagree
 ■ Neutral
 ■ Agree
 ■ Strongly agree

	STRONGLY DISAGREE	DISAGREE	NEUTRAL	AGREE	STRONGLY AGREE	TOTAL	WEIGHTED AVERAGE
(no label)	17% 1	17% 1	0% 0	50% 3	17% 1	6	1.50

Q17 Bias against LGBTQ students negatively affects student learning in my state.

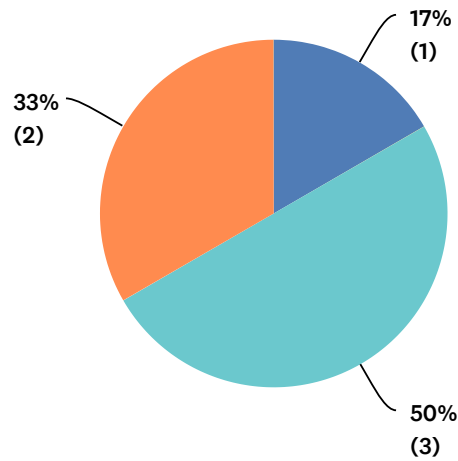
Answered: 6 Skipped: 0



	STRONGLY DISAGREE	DISAGREE	NEUTRAL	AGREE	STRONGLY AGREE	TOTAL	WEIGHTED AVERAGE
(no label)	0% 0	17% 1	17% 1	50% 3	17% 1	6	1.67

Q18 A lack of effective professional learning and development negatively affects student learning in my state.

Answered: 6 Skipped: 0

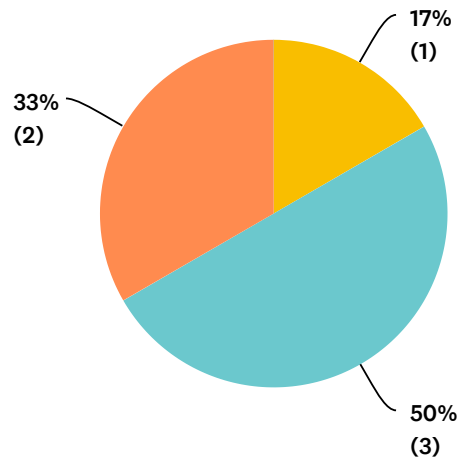


■ Strongly disagree
 ■ Disagree
 ■ Neutral
 ■ Agree
 ■ Strongly agree

	STRONGLY DISAGREE	DISAGREE	NEUTRAL	AGREE	STRONGLY AGREE	TOTAL	WEIGHTED AVERAGE
(no label)	0% 0	17% 1	0% 0	50% 3	33% 2	6	2.00

Q19 Racism negatively affects student learning in my state.

Answered: 6 Skipped: 0

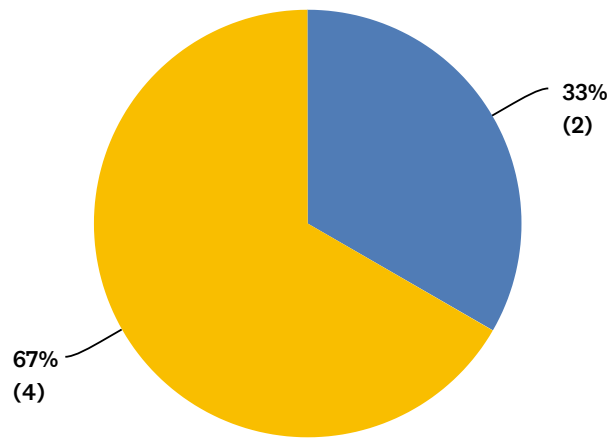


■ Strongly disagree
 ■ Disagree
 ■ Neutral
 ■ Agree
 ■ Strongly agree

	STRONGLY DISAGREE	DISAGREE	NEUTRAL	AGREE	STRONGLY AGREE	TOTAL	WEIGHTED AVERAGE
(no label)	0% 0	0% 0	17% 1	50% 3	33% 2	6	2.17

Q20 School choice negatively affects student learning in my state.

Answered: 6 Skipped: 0

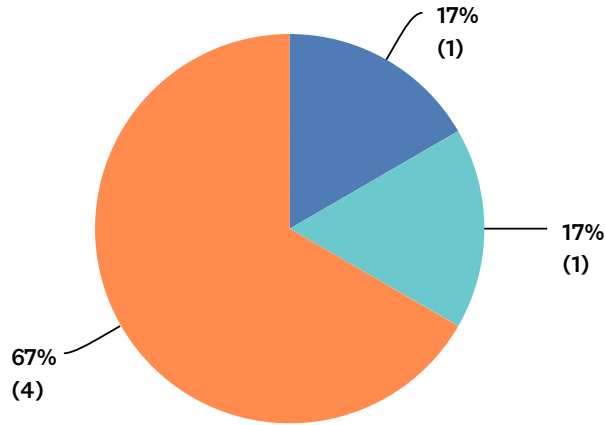


■ Strongly disagree
 ■ Disagree
 ■ Neutral
 ■ Agree
 ■ Strongly agree

	STRONGLY DISAGREE	DISAGREE	NEUTRAL	AGREE	STRONGLY AGREE	TOTAL	WEIGHTED AVERAGE
(no label)	0% 0	33% 2	67% 4	0% 0	0% 0	6	0.67

Q21 Disparities in school funding negatively affect student learning in my state.

Answered: 6 Skipped: 0

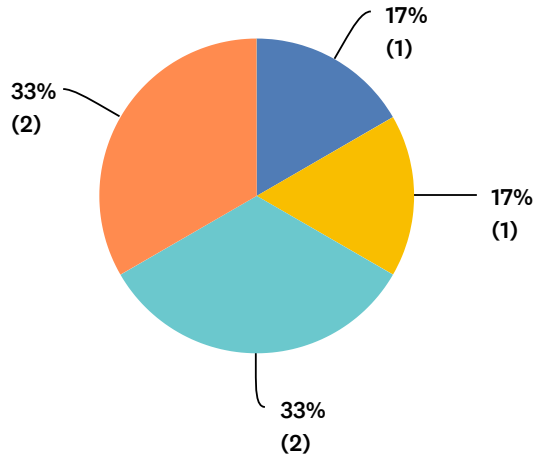


■ Strongly disagree
 ■ Disagree
 ■ Neutral
 ■ Agree
 ■ Strongly agree

	STRONGLY DISAGREE	DISAGREE	NEUTRAL	AGREE	STRONGLY AGREE	TOTAL	WEIGHTED AVERAGE
(no label)	0% 0	17% 1	0% 0	17% 1	67% 4	6	2.33

Q22 A lack of social and emotional learning negatively affects student learning in my state.

Answered: 6 Skipped: 0

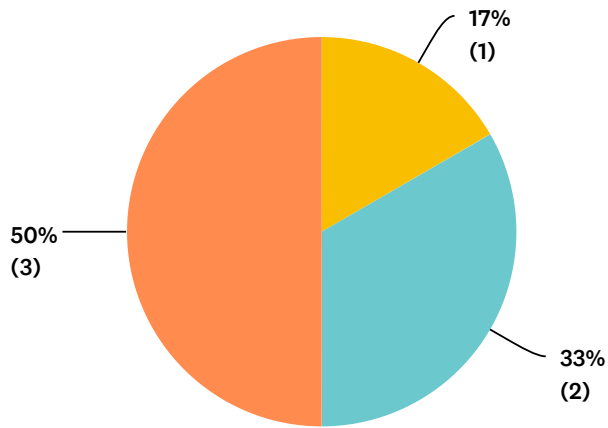


■ Strongly disagree
 ■ Disagree
 ■ Neutral
 ■ Agree
 ■ Strongly agree

	STRONGLY DISAGREE	DISAGREE	NEUTRAL	AGREE	STRONGLY AGREE	TOTAL	WEIGHTED AVERAGE
(no label)	0% 0	17% 1	17% 1	33% 2	33% 2	6	1.83

Q23 Standardized testing negatively affects student learning in my state.

Answered: 6 Skipped: 0

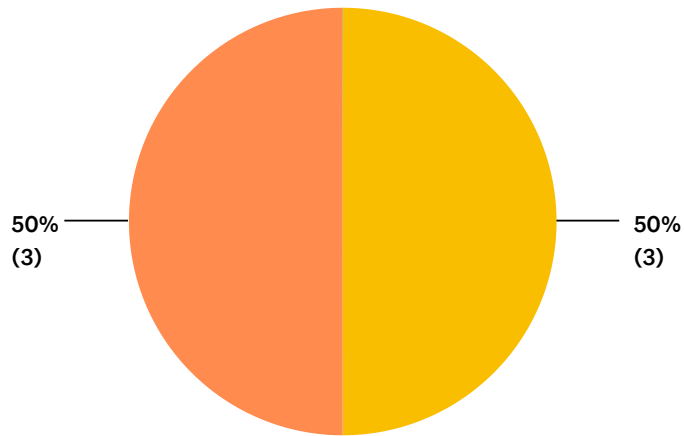


■ Strongly disagree
 ■ Disagree
 ■ Neutral
 ■ Agree
 ■ Strongly agree

	STRONGLY DISAGREE	DISAGREE	NEUTRAL	AGREE	STRONGLY AGREE	TOTAL	WEIGHTED AVERAGE
(no label)	0% 0	0% 0	17% 1	33% 2	50% 3	6	2.33

Q24 Student bullying negatively affects student learning in my state.

Answered: 6 Skipped: 0

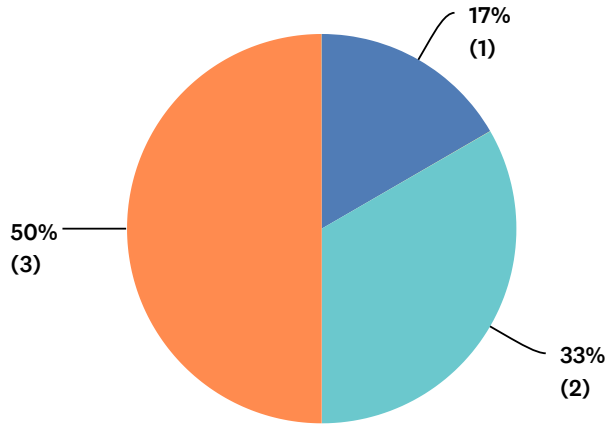


■ Strongly disagree
 ■ Disagree
 ■ Neutral
 ■ Agree
 ■ Strongly agree

	STRONGLY DISAGREE	DISAGREE	NEUTRAL	AGREE	STRONGLY AGREE	TOTAL	WEIGHTED AVERAGE
(no label)	0% 0	0% 0	50% 3	0% 0	50% 3	6	2.00

Q25 A lack of supports for English Language Learners negatively affects student learning in my state.

Answered: 6 Skipped: 0

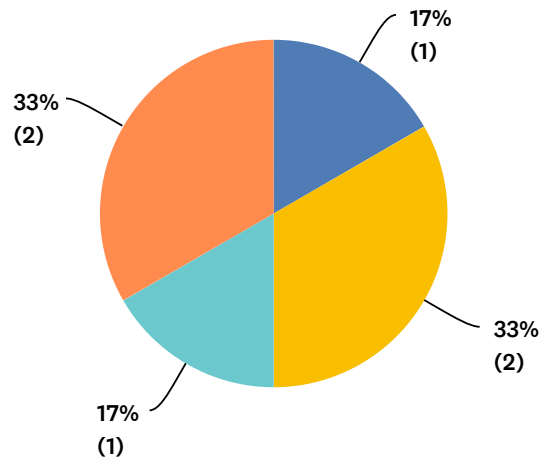


■ Strongly disagree
 ■ Disagree
 ■ Neutral
 ■ Agree
 ■ Strongly agree

	STRONGLY DISAGREE	DISAGREE	NEUTRAL	AGREE	STRONGLY AGREE	TOTAL	WEIGHTED AVERAGE
(no label)	0% 0	17% 1	0% 0	33% 2	50% 3	6	2.17

Q26 Teacher bullying negatively affects student learning in my state.

Answered: 6 Skipped: 0

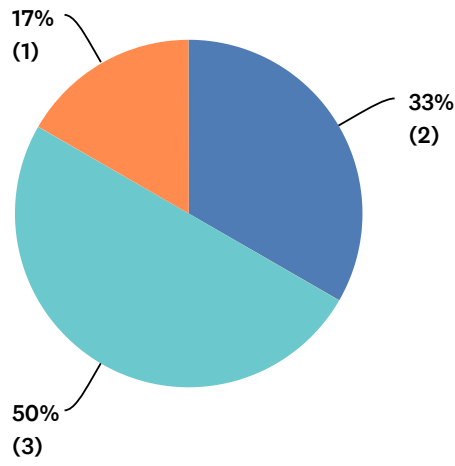


■ Strongly disagree
 ■ Disagree
 ■ Neutral
 ■ Agree
 ■ Strongly agree

	STRONGLY DISAGREE	DISAGREE	NEUTRAL	AGREE	STRONGLY AGREE	TOTAL	WEIGHTED AVERAGE
(no label)	0% 0	17% 1	33% 2	17% 1	33% 2	6	1.67

Q27 Teacher recruitment negatively affects student learning in my state.

Answered: 6 Skipped: 0

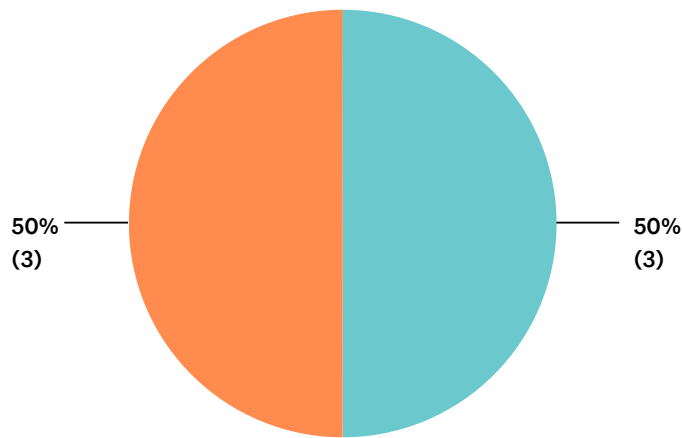


■ Strongly disagree
 ■ Disagree
 ■ Neutral
 ■ Agree
 ■ Strongly agree

	STRONGLY DISAGREE	DISAGREE	NEUTRAL	AGREE	STRONGLY AGREE	TOTAL	WEIGHTED AVERAGE
(no label)	0% 0	33% 2	0% 0	50% 3	17% 1	6	1.50

Q28 Teacher retention negatively affects student learning in my state.

Answered: 6 Skipped: 0

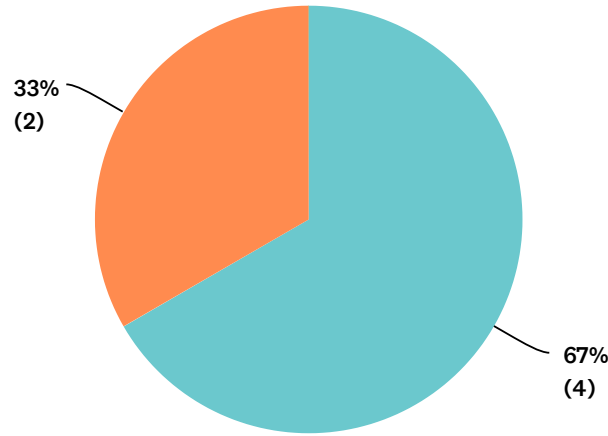


■ Strongly disagree
 ■ Disagree
 ■ Neutral
 ■ Agree
 ■ Strongly agree

	STRONGLY DISAGREE	DISAGREE	NEUTRAL	AGREE	STRONGLY AGREE	TOTAL	WEIGHTED AVERAGE
(no label)	0% 0	0% 0	0% 0	50% 3	50% 3	6	2.50

Q29 A lack of trauma-informed instruction negatively affects student learning in my state.

Answered: 6 Skipped: 0

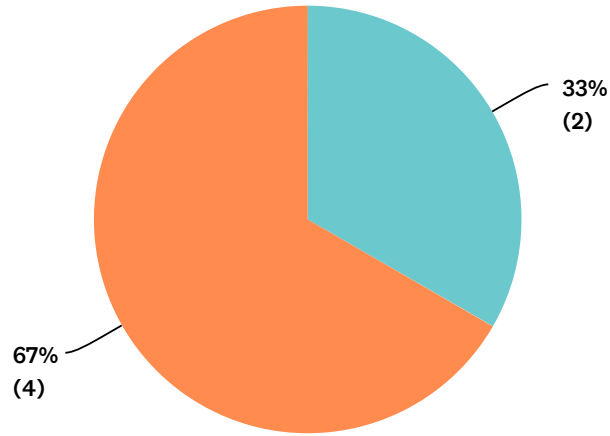


■ Strongly disagree
 ■ Disagree
 ■ Neutral
 ■ Agree
 ■ Strongly agree

	STRONGLY DISAGREE	DISAGREE	NEUTRAL	AGREE	STRONGLY AGREE	TOTAL	WEIGHTED AVERAGE
(no label)	0% 0	0% 0	0% 0	67% 4	33% 2	6	2.33

Q30 A lack of teacher diversity negatively affects student learning in my state.

Answered: 6 Skipped: 0



■ Strongly disagree
 ■ Disagree
 ■ Neutral
 ■ Agree
 ■ Strongly agree

	STRONGLY DISAGREE	DISAGREE	NEUTRAL	AGREE	STRONGLY AGREE	TOTAL	WEIGHTED AVERAGE
(no label)	0% 0	0% 0	0% 0	33% 2	67% 4	6	2.67

Q31 Feedback (optional):

Answered: 2 Skipped: 4

#	RESPONSES	DATE
1	<p>What happens in one end of the state looks very different at the other end of the state. When we look at 100% students & staff they don't see the picture of those of us who work in diverse, poverty stricken, drug impacted, language barriers, quantity & level of trauma inflicted students in the communities that our Title 1 schools exist. Teachers who want to make change do not have the tools they need to provide what our students need. Especially those who live 5 hours or more away from any quality professional development. The travel, expense & not being supported with substitutes from the district, makes it difficult for change in the positive direction. I know as a bilingual Hispanic teacher, I do more PD presentations and advocacy outside of my district and/or state. I am not seen as equal to my colleagues because of the color of my skin & the grade I teach .</p>	2/1/2020 2:44 PM
2	<p>Thank you for including me in this!</p>	1/22/2020 12:02 PM